



Application Note

Astra™ Machina Foundation Series SL1620, RGB LCM Hardware Connection

Abstract: This application note outlines the connection process for integrating an RGB LCD module with the Astra™ Machina Foundation Series using the Synaptics 4-in-1 LCM adapter board. It provides basic guidance on required components and setup for seamless integration.

Contents

1.	Overview.....	4
1.1.	Scope.....	4
1.2.	Accessories hardware items needed.....	4
1.3.	Connection block diagram	5
1.4.	Making the connections	6
1.5.	Basic information of 4-in-1 LCM Adapter.....	8
2.	References	9
3.	Revision History	10

List of Figures

Figure 1. Overview of Astra Machina Foundation Series.....	4
Figure 2. Connection block diagram for RGB LCD Module.....	5
Figure 3. Connector Actuator Status & FFC cable side	6
Figure 4. Complete connection to the 4-in-1 LCM Adapter Board (top view).....	7
Figure 5. Complete connection to the 4-in-1 LCM Adapter Board (bottom view).....	7

1. Overview

The Astra™ Machina Foundation Series offers evaluation-ready kits that facilitate quick and straightforward prototyping with the Synaptics SL-Series of embedded Linux® and Android™ processors. Featuring a modular design, these kits include interchangeable core compute modules, a standard I/O board and variety of daughter cards for connectivity, debugging, and various I/O configurations.

1.1. Scope

This document contains a clear connection diagram for an RGB LCD module, designed specifically for the core module that includes an SL1620 SoC. It supports MIPI DPI (RGB) for connecting specific LCD modules to a Synaptics-designed 4-in-1 LCM adapter board.

This document primarily focuses on the DT050ATFT and DT050ATFT-PTS.

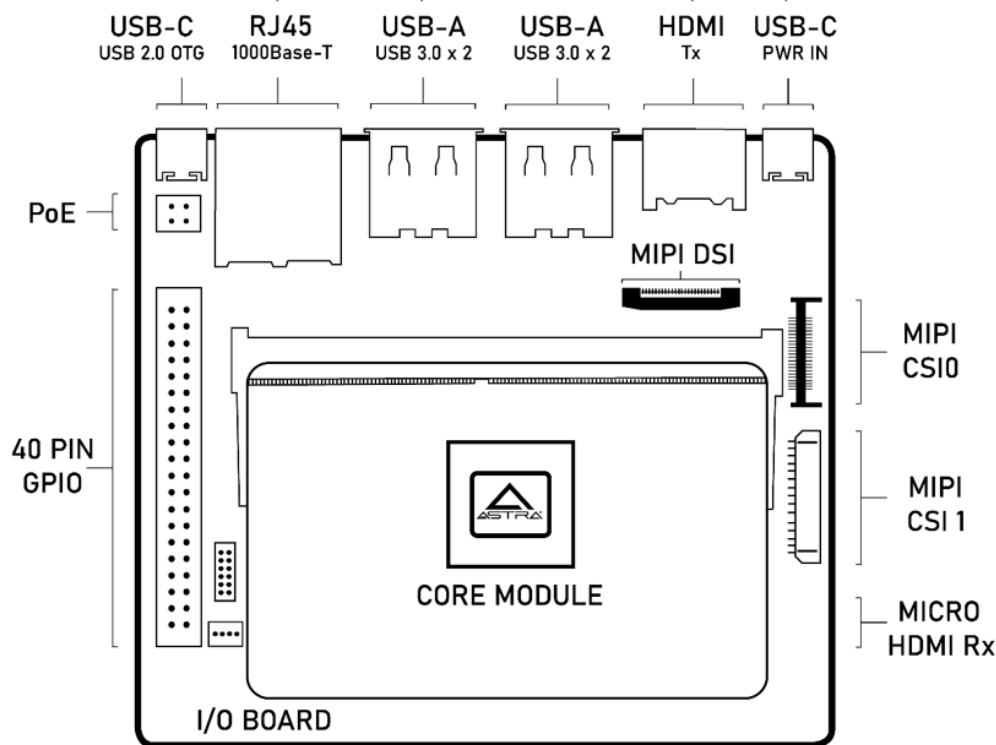


Figure 1. Overview of Astra Machina Foundation Series

1.2. Accessories hardware items needed

- [a] Synaptics Astra Machina Foundation Series with SL1620 Core Module ONLY.
- [b] Synaptics MIPI-DPI & DBI_LCDM_Adapter to fit any of 4-in-1 LCD modules. (PN: 730-C01087-01)
- [c] This document specifically focuses on the DT050ATFT and DT050ATFT-PTS. (PN: 730-001836-01)

LCD module by DisplayTech DT050ATFT without CTP or DT050ATFT-PTS with CTP feature.

- [d] 50mm length of 54pin/0.5mm pitch FFC cable.

1.3. Connection block diagram

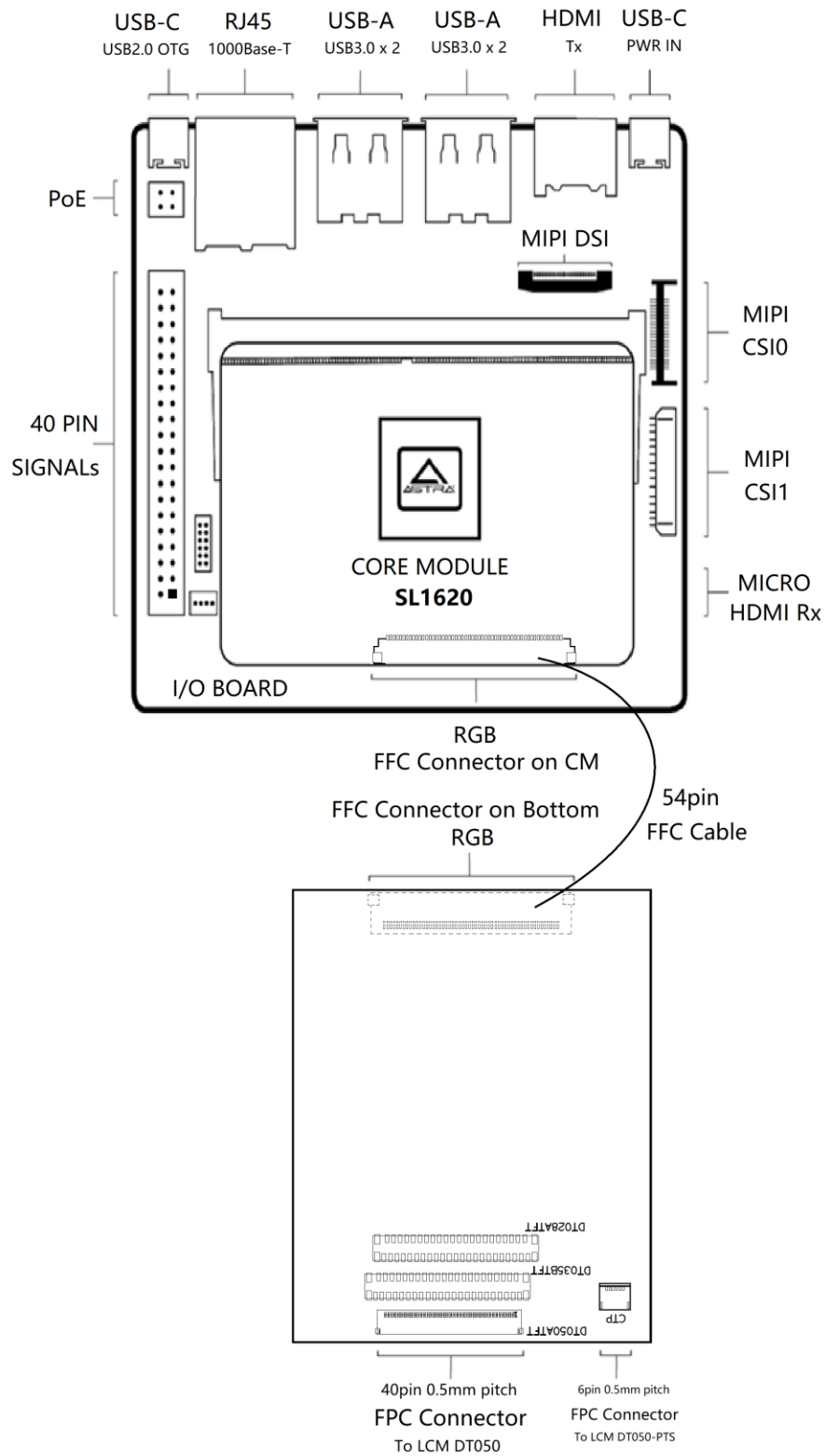


Figure 2. Connection block diagram for RGB LCD Module

1.4. Making the connections

- [a] Get the SL1620 core module that is equipped with the Astra I/O board.
- [b] Connect LCM's integrated FPC cable to the 40-pin/0.5mm pitch connector of 4-in-1 LCM adapter board, as shown in [Figure 2](#). Ensure that the actuator of the FFC connector on the 4-in-1 LCM adapter board is open before inserting the FFC cable, as well as FFC contact side for orientation, as shown in [Figure 3](#) and [Figure 4](#).
- [c] Connect a cable in the length of 51mm between the RGB connector of SL1620 core module and the FFC connector of the 4-in-1 LCM adapter board, as shown in [Figure 2](#). Ensure that the actuator of the FFC connector on either the core module or the 4-in-1 LCM adapter board is open before inserting the FFC cable, as well as the FFC Stiffener Film side being upper for orientation, as shown in [Figure 3](#), [Figure 4](#) and [Figure 5](#).

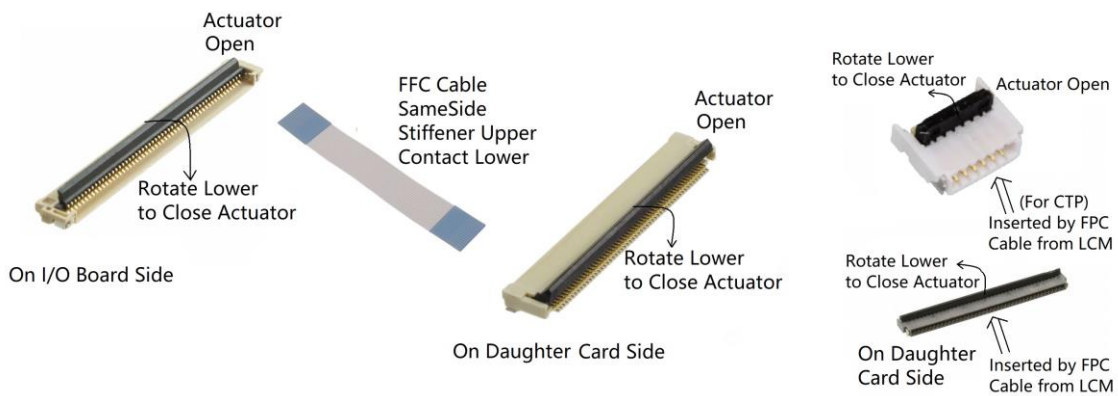


Figure 3. Connector Actuator Status & FFC cable side




Figure 4. Complete connection to the 4-in-1 LCM Adapter Board (top view)




Figure 5. Complete connection to the 4-in-1 LCM Adapter Board (bottom view)

1.5. Basic information of 4-in-1 LCM Adapter

- The Synaptics-designed 4-in-1 LCM adapter board supports up to four different LCD modules which include three RGB and one CPU type of LCD module. Note that only one LCD module is tied each time and multiple LCDs are not allowed to be tied simultaneously.
- Supported adapters include: DT028ATFT, DT035BTFT & DT050ATFT/DT050ATFT-PTS, and INT035TFT by DisplayTech.

2. References

- *Astra Machina Foundation Series Quick Start Guide* (PN: 511-001404-01)
- *Astra Machina SL1620 Developer Kit User Guide* (PN: 511-001407-01)
- *Astra Machina SL1640 Developer Kit User Guide* (PN: 511-001405-01)
- *Astra Machina SL1680 Developer Kit User Guide* (PN: 511-001403-01)
- *MIPI-DPI & DBI_LCDM_Adapter board* (PN: 730-C01087-01)
- *DisplayTech 5" 800x480 LCD module DT050ATFT-PTS* (PN: 730-001836-01)

3. Revision History

Revision	Description
A	Initial release.
B	Minor update to latest template, fixed trademark typo, and changed title as this application note only applies to SL1620.



Copyright

Copyright © 2024–2025 Synaptics Incorporated. All Rights Reserved.

Trademarks

Astra Machina, SyNAP, Synaptics and the Synaptics logo are trademarks or registered trademarks of Synaptics Incorporated in the United States and/or other countries.

Android is a trademark of Google LLC. Linux is the registered trademark of Linus Torvalds in the U.S. and other countries. All other trademarks are the properties of their respective owners.

Contact Us

Visit our website at www.synaptics.com to locate the Synaptics office nearest you.

PN: 506-001525-01 Rev B

Notice

Use of the materials may require a license of intellectual property from a third party or from Synaptics. This document conveys no express or implied licenses to any intellectual property rights belonging to Synaptics or any other party. Synaptics may, from time to time and at its sole option, update the information contained in this document without notice.

INFORMATION CONTAINED IN THIS DOCUMENT IS PROVIDED "AS-IS," AND SYNAPTICS HEREBY DISCLAIMS ALL EXPRESS OR IMPLIED WARRANTIES, INCLUDING BUT NOT LIMITED TO ANY IMPLIED WARRANTIES OF MERCHANTABILITY AND FITNESS FOR A PARTICULAR PURPOSE, AND ANY WARRANTIES OF NON-INFRINGEMENT OF ANY INTELLECTUAL PROPERTY RIGHTS. IN NO EVENT SHALL SYNAPTICS BE LIABLE FOR ANY DIRECT, INDIRECT, INCIDENTAL, SPECIAL, PUNITIVE, OR CONSEQUENTIAL DAMAGES ARISING OUT OF OR IN CONNECTION WITH THE USE OF THE INFORMATION CONTAINED IN THIS DOCUMENT, HOWEVER CAUSED AND BASED ON ANY THEORY OF LIABILITY, WHETHER IN AN ACTION OF CONTRACT, NEGLIGENCE OR OTHER TORTIOUS ACTION, AND EVEN IF SYNAPTICS WAS ADVISED OF THE POSSIBILITY OF SUCH DAMAGE. IF A TRIBUNAL OF COMPETENT JURISDICTION DOES NOT PERMIT THE DISCLAIMER OF DIRECT DAMAGES OR ANY OTHER DAMAGES, SYNAPTICS' TOTAL CUMULATIVE LIABILITY TO ANY PARTY SHALL NOT EXCEED ONE HUNDRED U.S. DOLLARS.