


Hold, park, and get what you need

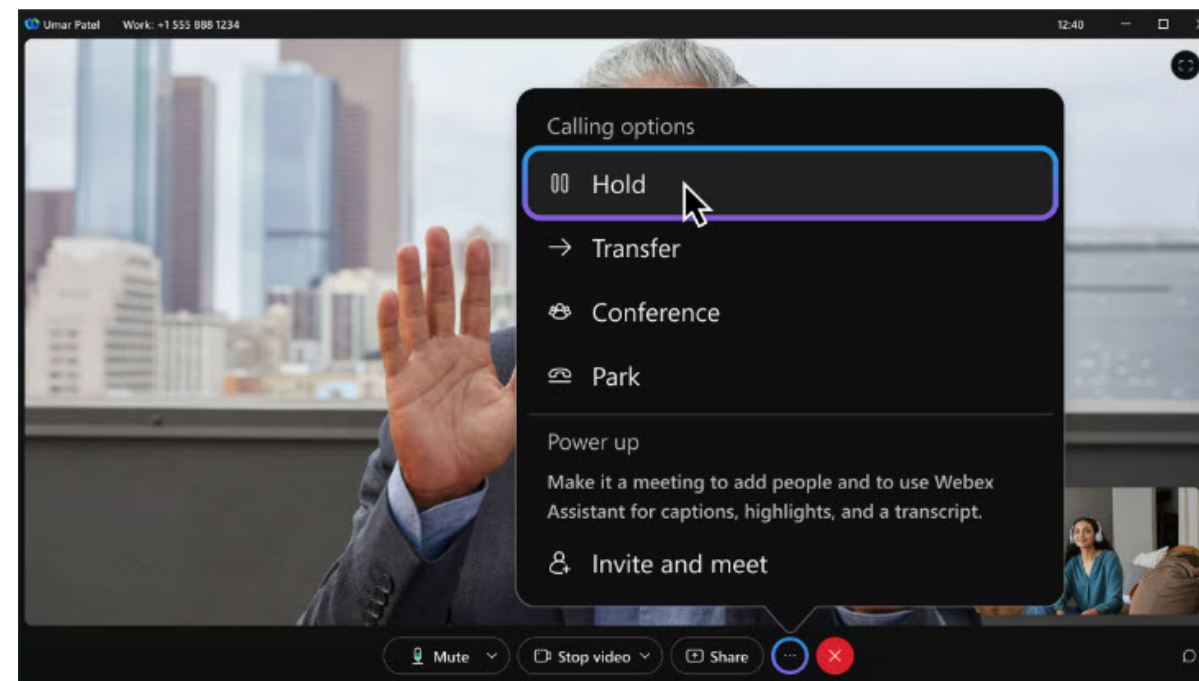
When you need more info or you're not the right person, easily put a call on hold or park a call for a teammate to handle.

Put a call on hold

On a call and need to answer or make another call? You don't have to hang up.

- Put your call on hold in the Webex App by accessing the hold calling option from **More** .
- Resume it by selecting **Resume** from the call in your spaces list.

If you're on your desk phone, simply press the **Hold** button. Press it again to resume the call.

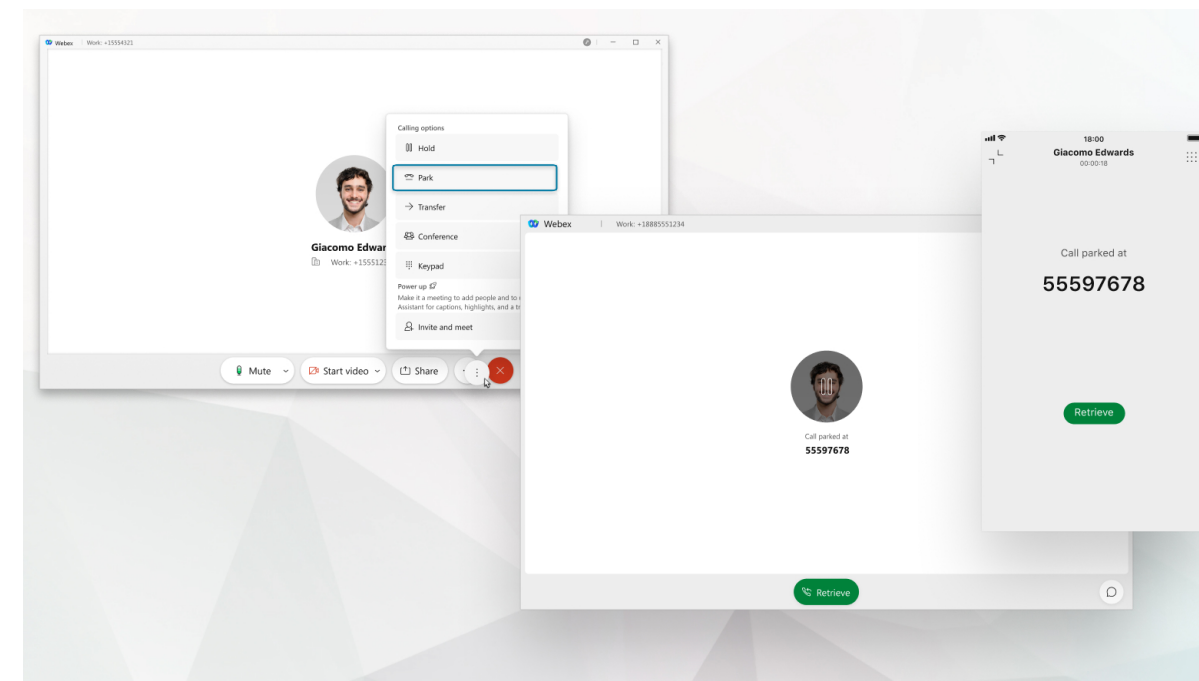


Park a call to retrieve from another device

Park a call from Webex App by accessing the park calling option from **More** .

- Once parked, you can see the extension where the call is waiting.
- The answerer can then click the **Retrieve Call** option from their app footer and enter the extension.

You can also create call park groups for teams of users that need to pick up each other's calls.



Park a call on your desk phone by pressing **Park**.

- Your phone will ask for the number of the parked call.
- Enter the number and press **Pound (#)** or share the number with the person retrieving the call.

Pick up a parked call from anywhere in your network by pressing **Unpark** and enter the number followed by **Pound (#)**.

Download the desktop and mobile apps to get started.

[Download](#)