



PRODUCT CATALOG

Volume 13 - 2026



Professional Tools Backed by Proof - Built for You





About RTC Products

Russo Trading Company is now RTC Products!

Same trusted company.
Fresh, innovative look.



We've streamlined our name and sharpened our brand to better reflect who we are, an innovative company with forward-thinking products & services.



Celebrating 25 Years of Service, Innovation, and Education.



Scan to view our YouTube Channel



Scan to view our catalog digitally

For over 25 years, RTC Products, formerly known as Russo Trading Company, is a leading manufacturer and nationwide wholesaler of high-quality, innovative products for the tile and stone industry. Our mission is simple: to make installers' jobs easier by improving day-to-day tasks and reducing physical strain while also empowering our distributors to deliver the right products to their customers.



Scan to visit our About Us page online to learn more



Scan to visit our website

Contact your Dealer to Order Today! Dealer inquiries welcome!
CALL (262) 432-0877
RTCPRODUCTS.COM • SALES@RTCPRODUCTS.COM



Dealer Support

Knowledgeable Dedicated Team

Our inside & outside sales team is ready to assist our distributor partners by bringing industry expertise to your counter. You know your market inside & out, but keeping up with every product and expecting your team to do the same is easier said than done. That's why we keep a close eye on industry trends, offer hands-on training opportunities, & are on call when your counter team needs backup.



RTC on the Road

RTC on the Road is about bringing hands-on education and product insights straight to our nationwide distributors with live demos. This allows you, your team, and end-users in your area to get a real feel for the products. The event is designed to help you engage with your customers with cost-effective strategies that drive awareness and increase sales.



RTC Shield of Approval

Every RTC product has been rigorously tested in the field by a team of trusted installers to earn RTC's Shield of Approval. The shield represents the uncompromising quality of our products and our commitment to innovative tooling to improve the lives and workmanship of installers.



Dealer Marketing Support

We provide FREE marketing materials like catalogs, banners, apparel, posters, and displays for our dealer stores. All dealers are represented on the interactive dealer map on rtcproducts.com. We are active on social media and advertise many products in digital & print trade magazines, so contractors are always seeing RTC Products.



Scan to visit our website

Contact your Dealer to Order Today! Dealer inquiries welcome!
CALL (262) 432-0877
RTCPRODUCTS.COM • SALES@RTCPRODUCTS.COM

Innovating the Tile Tool Industry

FloFX
Bond Flanges & Grates for Drains



See page 9-14

Gruen
Linear & Point Drains & Niches




See page 15-17

Illuminiche
Pre-Lit Niches & Light Channels



See page 18

Leveling Pin
SLU Depth Gauge



See page 24

Kneel-It
V3 Rolling Knee Pad & Support



See page 32-33

Bucket Scoop
Curved Stainless Steel Blade




See page 34

Wedge MD
Tile Lippage Control System



See page 43

MLT Space & Break
Clip Lippage System



See page 49

Over 1,400 SKUs Manufactured for the Installer and Always Adding More!

One Revolutionary Product at a Time

NXT Pedestal
Max & Mini Pedestal System



See page 50-51

Sigma Vibrator
Tile Beater for GTP



See page 60

Flex Float
Urethane Grout Float



See page 60

WrinGo Mobile Station
Case & Rolling Basin for WrinGo



See page 66

Caibro Square
Precision Tile Trim Cutting Tool



See page 79

Nip Nut
For Grinders - 5/8"-11 (2-pack)



See page 79

Tile Bullseye
Tile Drilling Template & Guide



See page 80

Hydro Tail
Universal Water Attachment



See page 87

Contact your Local Dealer for these New Innovative Products!



Scan to visit our website

Contact your Dealer to Order Today! Dealer inquiries welcome!
CALL (262) 432-0877
RTCPRODUCTS.COM • SALES@RTCPRODUCTS.COM

MAXISIL 100% PURE PREMIUM SILICONE SEALANT



Up to 30% more linear footage per tube



Maxisil Natural Stone will not stain stone



Many optional accessories to choose from (See page 7)



Find the perfect match with grout color crossover



Retail ready displays available



WET AREAS



Guaranteed not to stain stone

NATURAL STONE



POOLS & FOUNTAINS

Maxisil®

Discover the unparalleled excellence of the Maxisil range, tailored to meet diverse sealing and bonding needs. Our easy to use complimentary product system will assist you to create perfect results, every time.

Superior Tooling Capabilities | No Mold. No Stains
Now Available in the USA!



Why Maxisil Wet Area?
WHEN ONLY THE BEST WILL DO

Maxisil Wet Area is a premium and professional 100% pure silicone product. It is UV stable, and with built-in fungicides, is highly mold resistant.



Why Maxisil Natural Stone?
GUARANTEED NOT TO STAIN

Maxisil Natural Stone is a premium and professional natural stone sealant. It is UV stable, has built in fungicides to fight mold, and does not create migratory staining – guaranteed!



Why Maxisil Pool?
WHEN ONLY THE BEST WILL DO

Maxisil Pool is a premium and professional neutral cure silicone product. It is UV stable, highly resistant to pool chemicals and chlorine, won't crack or fade, and contains strong fungicides to fight mold.

Reduce the chance of mold
FOR BEST RESULTS FOLLOW THE MAXISIL SYSTEM

- 1 MAXISIL CLEANER CLEAN JOINT BEFORE APPLYING SILICONE
- 2 MAXISIL SILICONE APPLY MAXISIL SILICONE
- 3 SMOOTHTEX & APPLICATOR SPRAY ON SMOOTHTEX AND USE APPLICATOR FOR SMOOTH FINISH

Scan below to view the Maxisil catalog to learn more and view color options and item #'s.



All products shown are backed by the Shield of Approval.

CALL 262-432-0877 • RTCPRODUCTS.COM



MAXISIL CLEANER, SMOOTHTEX A & N



Step 1

Maxisil Cleaner to prep surface for success



For use with wet area & pool sealant

For use with natural stone sealant

Step 3

Smoothtex A & N creates a smooth silicone finish



Maxisil Cleaner:
Remove Residues and Dirt for Optimal Sealing. Quick drying!

Smoothtex A

- Increase workability on long silicone beads
- Concentrated formula
- Can be used on Maxisil Wet Area & Pool products

Smoothtex N:

- Increase workability on long silicone beads
- Use undiluted only
- Can be used on Maxisil Natural Stone products only
- Shake well before using

Item #	Description	Case Qty.
RDX2004	Maxisil Cleaner	24
RDX4000	Maxisil Smoothtex A - 250 ml	12
RDX2019	Maxisil Smoothtex N - 250 ml	12

MAXISIL ACCESSORIES



Complete the caulking project right with this full line of Maxisil accessories



Achieve smooth, flawless silicone joints every time



Many optional Maxisil accessories to choose from.

Scan below to get more info on Maxisil accessories.



Item #	Description	Case Qty.
RDXA3000	Maxisil Applicator	12
RDXA3100	Maxisil Cartridge Cutter	12
RDXA2050A	Maxisil Sealant Corner Nozzles	12
RDXA2051	Maxisil Sealant Extension Nozzles	12
RDXT3010	Maxisil Caulk Tube Unblocker	12
RDXT984	Maxisil Spray Bottle (16.8 fl. oz.)	12



All products shown are backed by the Shield of Approval.
CALL 262-432-0877 • RTCPRODUCTS.COM



MAXISIL MAXIGRAB ADHESIVE



Bonds to multiple surfaces without primer

ONE ADHESIVE EVERY JOB

Holds up to 750lb

Instant grab + 20min cure

No migratory stain

Bonds to wet surfaces

All-in-one solution that streamlines your tiling projects & delivers exceptional results



The 1k Hybrid Polymer STP Adhesive

Holds up to 750 lbs!

The hybrid adhesive with very fast bonding strength. Maxisil MaxiGrab is the perfect solution for fixing, bonding and sealing anything to everything.

- For Indoor and Outdoor Applications.
- Available in Original or Crystal.



Scan to watch the video.

- Instant grab
- Bonds to damp surfaces
- Highly elastic
- Free of isocyanates, harmless to health
- Silicone-free
- Guaranteed not to stain natural stone
- Paintable, water-based systems
- Shelf life - 18 months
- Comes with high flow nozzle



Use a caulk gun with a thrust ratio minimum of 18:1 or greater.

Item #	Description	Case Qty.
RDX4000	Maxisil MaxiGrab Adhesive - White	12
RDX4001	Maxisil MaxiGrab Adhesive - Crystal	12

TILE PICK MULTI-USE ACCESSORY



Work great to pull up spacers & uncured tiles



Poke and pull out dried caulk from tube nozzle



The Tile Pick - Light-weight Stainless Steel Tile Removal Tool effortlessly removes damaged or misplaced tiles. Specially designed to lift tiles that haven't fully cured without causing damage to surrounding materials. Say goodbye to makeshift solutions and embrace a professional-grade tool that gets the job done efficiently.

Many additional uses




Lift drain grate



Push RPM buttons



Remove cracked grout



Remove hole saw cores

Item #	Description	Case Qty.
TILEPICK	Tile Pick	10



All products shown are backed by the Shield of Approval.

CALL 262-432-0877 • RTCPRODUCTS.COM

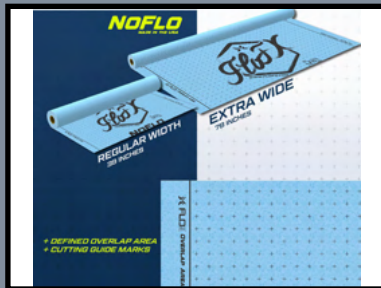





**FloAF AntiFracture/
Uncoupling Membrane**

FloAF AntiFracture/Uncoupling Membrane


FloAF is a lightweight anti-fracture/uncoupling membrane protecting against in plane cracks up to 1/8". Fully compatible with both modified and premium unmodified thinset mortars. Features a polypropylene mesh top layer for better adhesion and supreme workability. For use on interior concrete and plywood/OSB subfloors meeting minimum deflection requirements.



**NoFlo™ Waterproof
Membrane**

NoFlo™ Waterproof Membrane

FloFX NoFlo™ is one of the thinnest, most flexible thinset applied sheet membranes on the market, while still meeting the perm rating for steam showers. Installers love the minimal overlap and easy to crease folds.



NoFlo™ Banding

NoFlo™ Banding


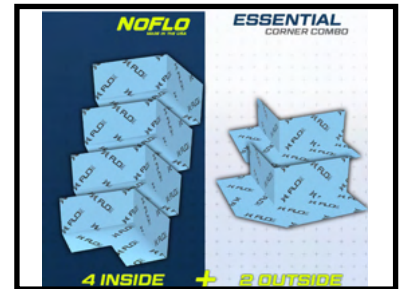
5" wide banding for waterproofing corners and seams. A printed center indicator helps in corner alignment.

NoFlo™ Inside & Outside Corners


Available in 2 and 10 pack

NoFlo™ Mixing Valve Seal Fits traditional round mixing valves

NoFlo™ Pipe Seal Creates a watertight seal around shower head pipes



NoFlo™ Inside & Outside Corners (2, 10 or Corner Combo pack)



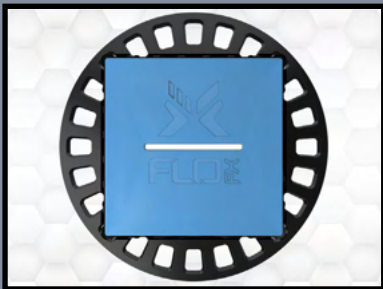
Plumbing fixture seals

Item #	Description
FX-AF-323	FloFX Flo AF Anti-fracture/Uncoupling Membrane 323 Square Foot Roll
FX-WP1x5	FloFX Waterproof Membrane 1 Meter x 5 Meter Roll (54 SF 39" Wide)
FX-WP1x10	FloFX Waterproof Membrane 1 Meter x 10 Meter Roll (108 SF 39" Wide)
FX-WP1x30	FloFX Waterproof Membrane 1 Meter x 30 Meter Roll (323 SF 39" Wide)
FX-WP2Mx15M	FloFX Waterproof Membrane 2 Meter x 15 Meter Roll (323 SF 78" Wide)
FX-WP2Mx30M	FloFX Waterproof Membrane 2 Meter x 30 Meter Roll (646 SF 78" Wide)
FX-WP-ST-10M	FloFX Waterproof Membrane Seam Tape 5 inches x 10 meter Roll
FX-WP-ST-30M	FloFX Waterproof Membrane Seam Tape 5 inches x 30 meter Roll
FX-WP-ECC	Essential Corner Combo (4 Inside + 2 outside corners)
FX-WP-IC-10PACK	10 Pack Inside Corners
FX-WP-OC-10PACK	10 Pack Outside Corners
FX-WP-IC-2PACK	2 Pack Inside Corners
FX-WP-OC-2PACK	2 Pack Outside Corners
FX-WP-IC-135	2 Pack Inside Corners 135 Degrees
FX-WP-OC-135	2 Pack Outside Corners 135 Degrees
FX-WP-PS	FloFX Pipe Collar
FX-WP-VS	FloFX Valve Seal

Universal Bond Flange Kit



Fits standard 2" waste pipes, adaptable to 3-piece clamping drains. Available in both ABS and PVC.



The FFX Grate Install Kit is designed to use any standard (not Tile-In) FloFX grate with a standard Schluter Kerdi®, or Profilitec® bond flange drain.

Tile-In Grates

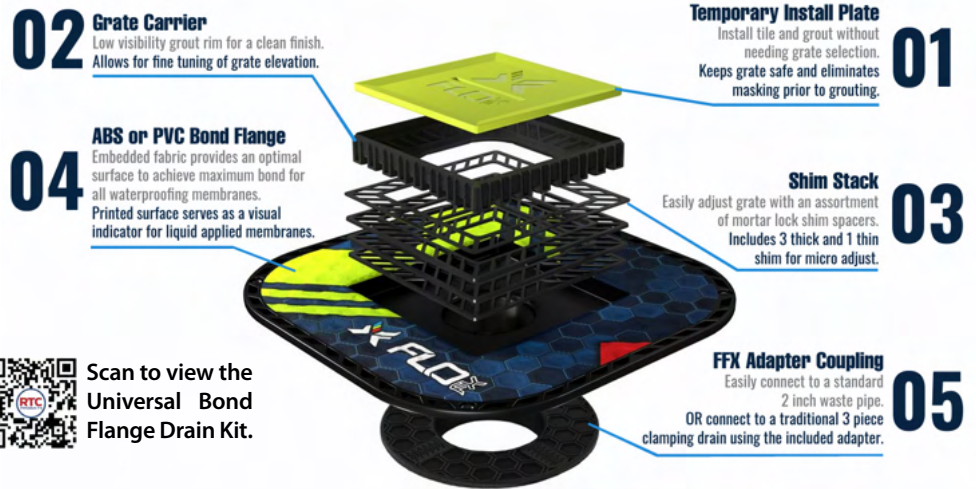


Outside trim is 4" x 4"
Inner tray is 3" x 3"



Tile-in Grates only work with Universal (square) Bond Flange

Universal Bond Flange Kit Revolutionize your tiling projects with our Universal Bond Flange Drain Kit and FFX Grate Install Kit – the ultimate choice for professionals seeking precision, durability, and ease in drain installation.



Scan to view the Universal Bond Flange Drain Kit.

Included with the kit:

- Bond Flange • Install Plate • Grate Carrier • Adjustment Shims • Clamping Adapter Coupling


Item #	Description	Case Qty.
PVC-BFK	FloFx PVC Universal Bond Flange Drain Kit	10
ABS-BFK	FloFx ABS Universal Bond Flange Drain Kit	10
FFX-KIT	FFX Grate Install Kit for Schluter/Profilitec Flange	1

Tile-In Grates Improved version of our Tile-in Grate featuring more finishes, thinner trim and better flow characteristics.

Thin version - for tile 3/16" thin with no additional planning (can be used with tile thicker than 5/16" by back grinding tile). Thick tile version - for tile thicker than 3/8", will need to be thinned by back grinding to fit the tile grate (just the 3x3 square grate)

Item #	Description
TG-BN	FloFX Tile-in Grate (for Universal Flange Kit only) - Brushed Nickel
TTG-BN	FloFX Thick Tile-in Grate (for Universal Flange Kit only) - Brushed Nickel
TG-GG	FloFX Tile-in Grate (for Universal Flange Kit only) - Graphite Gray
TTG-GG	FloFX Thick Tile-in Grate (for Universal Flange Kit only) - Graphite Gray
TG-MB	FloFX Tile-in Grate (for Universal Flange Kit only) - Matte Black
TTG-MB	FloFX Thick Tile-In Grate (for Universal Flange Kit only) - Matte Black
TG-PW	FloFX Tile-in Grate (for Universal Flange Kit only) - Powder Coated White
TTG-PW	FloFX Thick Tile-In Grate (for Universal Flange Kit only) - Powder Coated White
TG-SG	FloFX Tile-in Grate (for Universal Flange Kit only) - Satin Gold
TTG-SG	FloFX Thick Tile-In Grate (for Universal Flange Kit only) - Satin Gold
TG-SB	FloFX Tile-in Grate (for Universal Flange Kit only) - Satin Bronze
TTG-SB	FloFX Thick Tile-In Grate (for Universal Flange Kit only) - Satin Bronze

Traditional Bond Flange Kit



Fits most foam shower trays including Schluter, & Pro-filitec. Available in both ABS & PVC.



Fits standard 2" waste pipes

Accessories



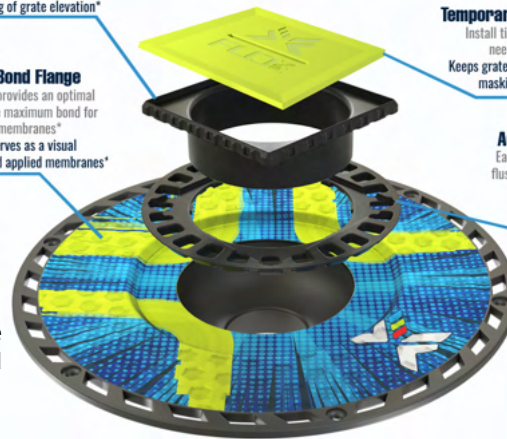
Grate Carrier offers lateral adjustment up to 1/2"



Grate/catcher hook included with hair catchers

Traditional Bond Flange Kit Transform your shower installation with the FloFX Traditional Bond Flange Drain Kit, engineered for seamless integration & unmatched durability.

- 01 Grate Riser**
Low visibility grout rim for a clean finish*
Allows for fine tuning of grate elevation*
- 04 ABS or PVC Bond Flange**
Embedded fabric provides an optimal surface to achieve maximum bond for all waterproofing membranes*
Printed surface serves as a visual indicator for liquid applied membranes*



- 02 Temporary Install Plate**
Install tile and grout without needing grate selection*
Keeps grate safe and eliminates masking prior to grouting*
- 03 Adjustment Ring**
Easily adjust grate with flush fit adjustment ring
Eliminates mosaics dipping around grate while setting tile*



Scan to view the Traditional Bond Flange Drain Kit.

Included with the kit:

- Bond Flange • Install Plate • Grate Carrier • Adjustment Shims • Clamping Adapter Coupling

Item #	Description	Case Qty.
PVC-RFK	FloFx PVC Traditional Round Bond Flange Kit	10
ABS-RFK	FloFx ABS Traditional Round Bond Flange Kit	10

Replacement Grate Carrier Kit

Replacement grate carrier kit for the Universal Bond Flange Kit.

Includes: Temporary install plate, Grate Carrier, Adjustment shim set



Item #	Description	Case Qty.
R-BFK-KIT	Repl. Grate Carrier Kit	1

FloFX Hair Catcher

- Universal Hair Catcher optimized for the Northern Hemisphere.
- Works with all FloFX Drain Bodies.
- Grate/catcher removal hook included.
- 3D Printed with durable PETG in the United States.




Item #	Description	Case Qty.
FX-HC	FloFX Hair Catcher - 5 Pack	1


X Factor



Classic²



Clean Lines



The FFX Grate series was designed for maximum durability, style and function through the use of solid plate construction and CNC milling. Providing clean lines, chamfered edges and screwless installation, these grates are sure to bring the FX your tile project deserves.

Item #	Description	Case Qty.
XF-BN	FloFx Brushed Nickel X Factor Drain Grate	4
XF-BC	FloFx Brushed Chrome X Factor Drain Grate	4
XF-PC	FloFx Polished Chrome X Factor Drain Grate	4
XF-MB	FloFx Matte Black X Factor Drain Grate	4
XF-GG	FloFx Graphite Gray X Factor Drain Grate	4
XF-SB	FloFx Satin Bronze X Factor Drain Grate	4
XF-SG	FloFx Satin Gold X Factor Drain Grate	4
XF-CB	FloFx Champagne Bronze X Factor Drain Grate	4
XF-BG	FloFx Brushed Gold X Factor Drain Grate	4
XF-PN	FloFx Polished Nickel X Factor Drain Grate	4
XF-BB	FloFx Modern Brushed Brass X Factor Drain Grate	4
CS-BN	FloFx Brushed Nickel Classic ² Drain Grate	4
CS-BC	FloFx Brushed Chrome Classic ² Drain Grate	4
CS-PC	FloFx Polished Chrome Classic ² Drain Grate	4
CS-MB	FloFx Matte Black Classic ² Drain Grate	4
CS-GG	FloFx Graphite Gray Classic ² Drain Grate	4
CS-SB	FloFx Satin Bronze Classic ² Drain Grate	4
CS-SG	FloFx Satin Gold Classic ² Drain Grate	4
CS-CB	FloFx Champagne Bronze Classic ² Drain Grate	4
CS-BG	FloFx Brushed Gold Classic ² Drain Grate	4
CS-PN	FloFx Polished Nickel Classic ² Drain Grate	4
CS-BB	FloFx Modern Brushed Bronze Classic ² Drain Grate	4
CL-BN	FloFx Brushed Nickel Clean Lines Drain Grate	4
CL-BC	FloFx Brushed Chrome Clean Lines Drain Grate	4
CL-PC	FloFx Polished Chrome Clean Lines Drain Grate	4
CL-MB	FloFx Matte Black Clean Lines Drain Grate	4
CL-GG	FloFx Graphite Gray Clean Lines Drain Grate	4
CL-SB	FloFx Satin Bronze Clean Lines Drain Grate	4
CL-SG	FloFx Satin Gold Clean Lines Drain Grate	4
CL-BG	FloFx Brushed Gold Clean Lines Drain Grate	4
CL-CB	FloFx Champagne Bronze Clean Lines Drain Grate	4
CL-PN	FloFx Polished Nickel Clean Lines Drain Grate	4
CL-BB	FloFx Brushed Brass Clean Lines Drain Grate	4

Forty Five



- 4"x4"
- 6061-T6 aircraft grade aluminum OR Solid Brass for Polished finishes.
- CNC milled solid plate construction
- Chamfered edges
- Multiple finishes
- Screwless installation

Modern Retro



Blank Slate



Item #	Description	Case Qty.
FF-BN	FloFx Brushed Nickel Forty Five Drain Grate	4
FF-BC	FloFx Brushed Chrome Forty Five Drain Grate	4
FF-PC	FloFx Polished Chrome Forty Five Drain Grate	4
FF-MB	FloFx Matte Black Forty Five Drain Grate	4
FF-GG	FloFx Graphite Gray Forty Five Drain Grate	4
FF-SB	FloFx Satin Bronze Forty Five Drain Grate	4
FF-SG	FloFx Satin Gold Forty Five Drain Grate	4
FF-CB	FloFx Champagne Bronze Forty Five Drain Grate	4
FF-BG	FloFx Brushed Gold Forty Five Drain Grate	4
FF-PN	FloFx Polished Nickel Forty Five Drain Grate	4
FF-BB	FloFx Modern Brushed Bronze Forty Five Drain Grate	4
MR-BN	FloFx Brushed Nickel Modern Retro Drain Grate	4
MR-BC	FloFx Brushed Chrome Modern Retro Drain Grate	4
MR-PC	FloFx Polished Chrome Modern Retro Drain Grate	4
MR-MB	FloFx Matte Black Modern Modern Retro Drain Grate	4
MR-GG	FloFx Graphite Gray Modern Modern Retro Drain Grate	4
MR-SB	FloFx Satin Bronze Modern Modern Retro Drain Grate	4
MR-SG	FloFx Satin Gold Modern Retro Drain Grate	4
MR-CB	FloFx Champagne Bronze Modern Retro Drain Grate	4
MR-BG	FloFx Brushed Gold Modern Retro Drain Grate	4
MR-PN	FloFx Polished Nickel Modern Retro Drain Grate	4
MR-BB	FloFx Modern Brushed Bronze Modern Retro Drain Grate	4
BS-BN	FloFx Brushed Nickel Blank Slate Drain Grate	4
BS-BC	FloFx Brushed Chrome Blank Slate Drain Grate	4
BS-PC	FloFx Polished Chrome Blank Slate Drain Grate	4
BS-MB	FloFx Matte Black Blank Slate Drain Grate	4
BS-GG	FloFx Graphite Gray Blank Slate Drain Grate	4
BS-SB	FloFx Satin Bronze Blank Slate Drain Grate	4
BS-SG	FloFx Satin Gold Blank Slate Drain Grate	4
BS-BG	FloFx Brushed Gold Blank Slate Drain Grate	4
BS-CB	FloFx Champagne Bronze Blank Slate Drain Grate	4
BS-PN	FloFx Polished Nickel Blank Slate Drain Grate	4
BS-BB	FloFx Modern Brushed Bronze Blank Slate Drain Grate	4


Chain Link 3D



RADius 3D



HEX3D



The 3D series offers another level of dimension.

Item #	Description	Case Qty.
C3-BN	FloFx Brushed Nickel Chain Link Drain Grate	4
C3-BC	FloFx Brushed Chrome Chain Link Drain Grate	4
C3-PC	FloFx Polished Chrome Chain Link Drain Grate	4
C3-MB	FloFx Matte Black Chain Link Drain Grate	4
C3-GG	FloFx Graphite Gray Chain Link Drain Grate	4
C3-SB	FloFx Satin Bronze Chain Link Drain Grate	4
C3-SG	FloFx Satin Gold Chain Link Drain Grate	4
C3-BG	FloFx Brushed Gold Chain Link Drain Grate	4
C3-CB	FloFx Champagne Bronze Chain Link Drain Grate	4
C3-PN	FloFx Polished Nickel Chain Link Drain Grate	4
C3-BB	FloFx Modern Brushed Brass Chain Link Drain Grate	4
<hr/>		
R3-BN	FloFX Brushed Nickel RADius 3D Drain Grate	4
R3-BC	FloFX Brushed Chrome RADius 3D Drain Grate	4
R3-PC	FloFX Polished Chrome RADius 3D Drain Grate	4
R3-MB	FloFX Matte Black RADius 3D Drain Grate	4
R3-GG	FloFx Graphite Gray RADius 3D Drain Grate	4
R3-SB	FloFX Satin Bronze RADius 3D Drain Grate	4
R3-SG	FloFX Satin Gold RADius 3D Drain Grate	4
R3-BG	FloFx Brushed Gold RADius 3D Drain Grate	4
R3-CB	FloFx Champagne Bronze RADius 3D Drain Grate	4
R3-PN	FloFX Polished Nickel RADius 3D Drain Grate	4
R3-BB	FloFX Modern Brushed Brass RADius 3D Drain Grate	4
<hr/>		
H3-BN	FloFx Brushed Nickel Hex3D Drain Grate	4
H3-BC	FloFx Brushed Chrome Hex3D Drain Grate	4
H3-PC	FloFx Polished Chrome Hex3D Drain Grate	4
H3-MB	FloFx Matte Black Hex3D Drain Grate	4
H3-GG	FloFx Graphite Gray Hex3D Drain Grate	4
H3-SB	FloFx Satin Bronze Hex3D Drain Grate	4
H3-SG	FloFx Satin Gold Hex3D Drain Grate	4
H3-BG	FloFx Brushed Gold HEX3D Drain Grate	4
H3-CB	FloFx Champagne Bronze HEX3D Drain Grate	4
H3-PN	FloFx Polished Nickel Hex3D Drain Grate	4
H3-BB	FloFx Modern Brushed Brass Hex3D Drain Grate	4



All products shown are backed by the
Shield of Approval.

CALL 262-432-0877 • RTCPRODUCTS.COM



Nova Cover



Sleek, flush style drain cover



Sleek Design, Ultimate Versatility

Where style meets function, ArtStream delivers a modern, adaptable shower drain solution. Designed for both bonded and unbonded membrane systems, its sleek, minimalist profile enhances any space.

- Available in 3 finishes
- Cuttable for a perfect fit (site sizeable)
- Removable cover for easy cleaning
- Effortless installation with flexible sizing



Brushed Stainless Brushed Anthracite Brushed Gold Stainless


Natura (Tileable)



Reverse side of the Nova cover

End Piece


Attaches to cover ends helps to create a clean installation and perfect finish.



Easy-to-cut Structure


Cover and drain body can be cut to your desired* dimensions.
(*min width 15-3/4")

Linear Drain set includes:



Scan to view the full Gruen catalog for more drain models, info and item #'s

Linea Cover




Slotted design for a more traditional look

Linear Drain Flange Kit


A must have when using foam pans or topical membrane systems.




Drain styles below are available in 3 finishes




Nova Cover




Aqua Cover



Unica Cover




Greka Cover




Natura Cover - turn over for tileable option or inox body



Brushed Stainless



Brushed Anthracite




Brushed Gold Stainless

Durable, Elegant & Versatile

Discover the perfect blend of strength and style with Point Drain, a standout in Gruen Systems' shower drain collection. Designed for both bonded and unbonded membrane systems, its removable cover ensures effortless cleaning and maintenance.

- 4" x 4" drains in 3 finishes and 7 styles
- Versatile compatibility for any installation
- Sleek, sophisticated design
- Reliable performance with easy maintenance

Gruen's Point Drain is the ideal choice for projects that demand both aesthetics and functionality.



NEW! Nomina
Tileable cover



Scan to view the full Gruen catalog for more info and item #'s



Drain set includes:

Drain Cover

In style & finish of your choice

Spiral Hair & Dirt Holder

Ultra Slim Edged Frame

The cover is surrounded by a thin and hidden frame, allowing an almost seamless finish between tiles and drain.


Threaded adapter

Traditional un-bonded installation sealing gasket. Features an easy height adjustment.



External Corner Shelf

Available in matching drain style in 3 finishes




Point Drain Membrane Kit

A must have when using foam pans or topical membrane systems.



Point Drain Flange Kit
FD-8229.WM



1x Flange with Bonded Membrane



1x Eccentric-flange Bonded Waterproof Membrane




1x Protection cover




1x Gru-Connect


Easy 3 Step Install



1. Prepare the area that Niche will be installed.



2. Place the Niche & install the waterproofing membrane.

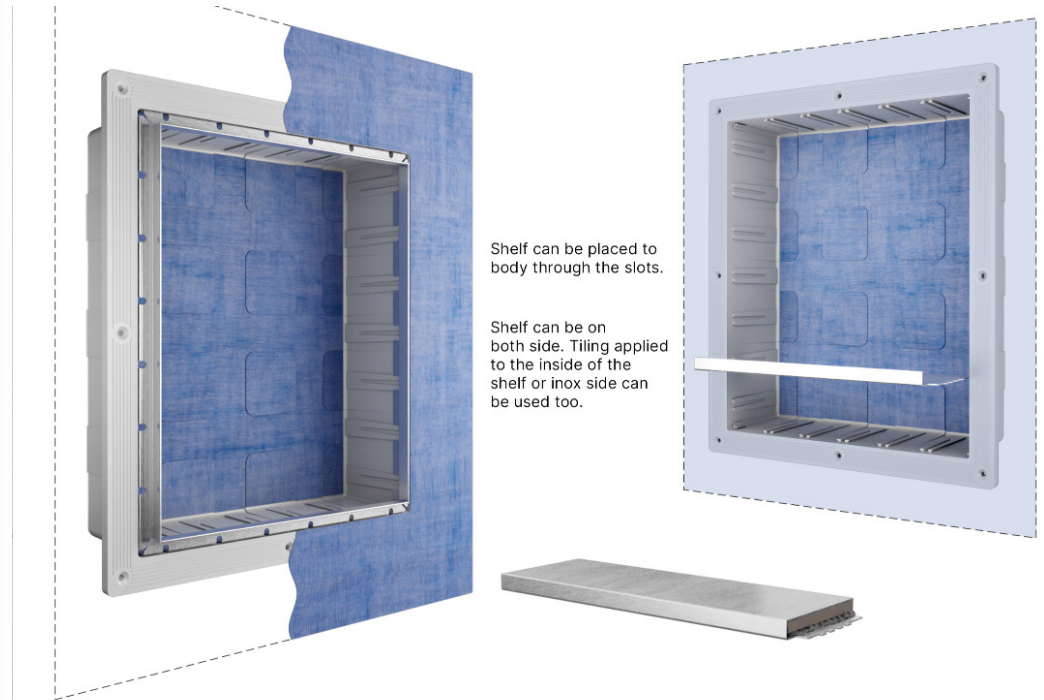


3. Wall is ready for tiling. Integrated pre-cut tile trims facilitate efficient installation.

Profile Adjustment




Gruen Niche has adjustment holes for frame which can help to control depth



Introducing the Gruen Niche, a versatile solution for your project needs. This innovative, ready-to-tilde wall niche from Gruen Systems can be seamlessly integrated into showers or used as an elegant addition to your kitchen backsplash. It's not just efficient, but also ensures a waterproof seal within your system using a bonded membrane. The Gruen Niche includes integrated shelves and matching tile trims that adjust to the thickness of your tile, allowing for a perfect and efficient installation every time, without the need for cutting tile trims.

Waterproof Guarantee - Waterproofing membrane is bigger than the total size of niche for the waterproof guarantee.



ILLUMINICHE PRE-LIT NICHE & LIGHT CHANNELS




Make Your Statement!


- Dimmable wall niches that illuminate any room
- Illuminiche takes the power of light and makes it beautiful




Dimmable LED lights are rated for 100,000 hours & are UL listed



Provides visual improvement with the perfect amount of light



Now available in 3 temperatures. 2700k, 3000k & 4000k. 72 LEDs per foot.




Magnetic coupling allows LED to be freely positioned & replaced

Dimmable niches add beauty, depth, and mood to every space.

Awaken your senses and soothe your mind & body. The power of light is endless. It can calm, invigorate, and improve your mood or create the perfect ambiance.

Discover the unparalleled features of Illuminiche.

- Revolutionary Design with Patent-Pending Magnetic Coupling System
- Adjustable Lighting Placement by way of the Magnetic Coupling System
- 72 LEDs per foot for proper light distribution
- 4000k lighting spectrum for natural white light for cool and warm surfaces
- No expensive tear outs if lights need servicing



Choose from a variety of handcrafted sizes & options

The world's first serviceable lighted niche with adjustable placement of lighting source.

The patent-pending magnetic coupling system is a revolutionary design that not only provides adjustable lighting placement but also eliminates the need for costly tear-outs if the lights ever need to be serviced. Illuminiche offers a range of pre-fab as well as custom sizes and designs of pre-lit LED dimmable niches with a dimmer driver switch suitable for shower, vanity, and above toilet installation in the bathroom, as well as other rooms. 100% Waterproof and suitable for most applications. Perfect for new construction or renovation projects. Illuminiche is the biggest design trend this year.



Scan the QR to view the Illuminiche Catalog with items #'s.



- Custom sizes available.
- Fast turnaround.
- Not just for bathrooms! Suitable for building materials & decorative surfaces such as:
 - Tile - Wood - Paint
 - Wallpaper - Texture
 - Fabric

- * Requires 12Vdc power supply
- * LED light channels available separately



Scan the QR to learn more online & watch the video.



Scan the QR to watch the video.



All products shown are backed by the Shield of Approval.

CALL 262-432-0877 • RTCPRODUCTS.COM



RAPID RECESS TUB TO SHOWER CONVERSION BRACKETS

Bracket Kit-T15



All required brackets and hardware included for up to 15 square foot showers



Brackets install directly to joist from the top

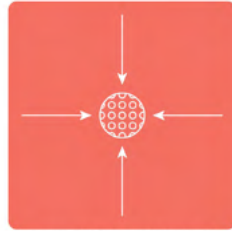
Bracket Kit-K15



All brackets and hardware included for shower floors up to 15 square feet with a linear drain to be installed



Ready for pan installation



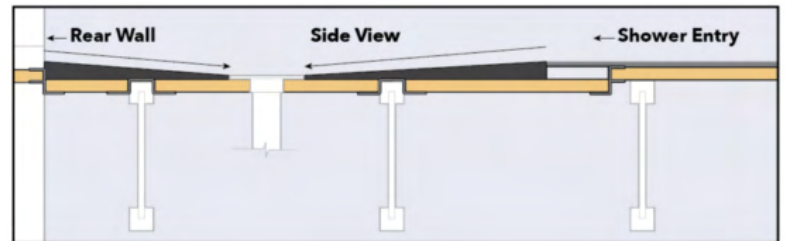
SHOWER ENTRY

For round or square drain installations ONLY

Bracket Kit for T2CS Point Drain Installation

T15 Plywood subfloor lowering bracket kit. Recess 11/16" up to 15 sq. ft. for standard tub replacement. For use with 3/4" plywood. If used with 5/8" plywood, please combine with RAPID RECESS Shim Kit model #RRSHIMK. Used with RAPID RECESS Shower Pan-F and RAPID RECESS Shower Pan-V. PROUDLY MADE IN THE USA!

- Kit covers up to 15 square foot shower floors
- Recommended for tub to shower conversion
- Can be used with dimensional or TJI® joists
- Ideal for remodel and new construction applications
- Brackets are made of 16 gauge galvanized steel



Item #	Description	Case Qty.
RRT2CS	Rapid Recess Tub to Shower T15 Drain Kit	1
RRSPT2CSP	Rapid Recess Shower Pan-F 39" x 62" Point Drain	1
RRSPT2CSV	Rapid Recess Shower Pan-V 39" x 62" Linear Drain	1



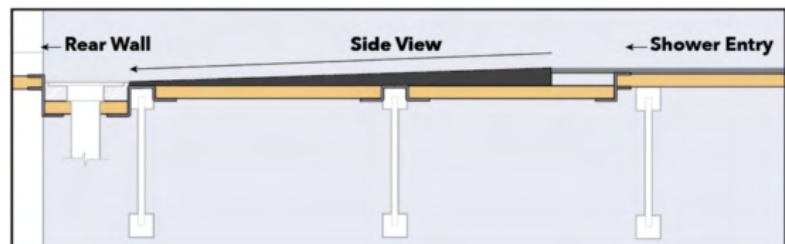
SHOWER ENTRY

For shower pans with linear drain at the back wall ONLY

Bracket Kit for T2CS Linear Drain Installation - Back Wall

Plywood subfloor lowering bracket kit. One joist bay is recessed 1" below the top of the floor joists to accommodate the depth of the linear drain. The rest of the shower pan is recessed 11/16" which is limited by the height of the floor joists. Covers up to 15 sq. ft. for standard tub replacement. For use with 3/4" plywood. If used with 5/8" plywood, please combine with RAPID RECESS Shim Kit model #RRSHIMK. Used with RAPID RECESS Shower Pan-K.

- Kit covers up to 15 square foot shower floors
- Recommended sizes are 5'x5' or 4'x6'
- Can be used with dimensional or TJI® joists
- Ideal for remodel and new construction applications
- Brackets are made of 16 gauge galvanized steel



Item #	Description	Case Qty.
RRT2CSLDK	Rapid Recess Tub to Shower K-15 Drain Kit	1
RRSPT2CSK	Rapid Recess Shower Pan-K 40" x 62" Linear Drain Back Wall	1




All products shown are backed by the Shield of Approval.
CALL 262-432-0877 • RTCPRODUCTS.COM



RAPID RECESS SUBFLOOR LOWERING SYSTEM

Point Drain Kit




All required brackets and hardware included for up to 25 square foot showers



Finished round or square drain install results

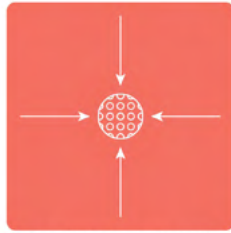
Linear Drain Kit - Back Wall



All brackets and hardware included for shower floors up to 25 square feet with a linear drain to be installed



Finished linear drain at back wall install results



SHOWER ENTRY

For round or square drain installations ONLY

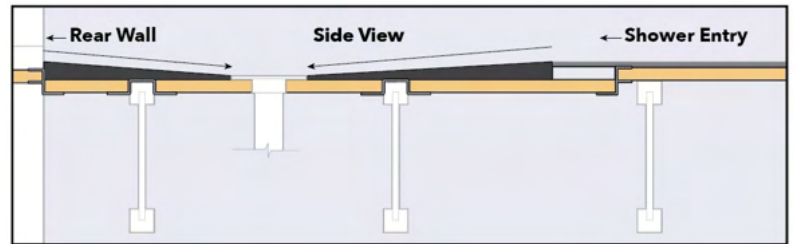


Scan the QR code to watch the point drain kit video to learn more.

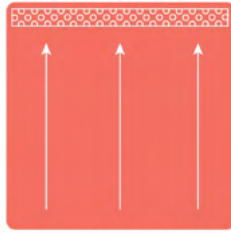
Bracket Kit for Point Drain Installation

The Rapid Recess Point Drain Kit is designed to be used with pre-manufactured or mortar shower pans that utilize a round or square drain. Floor height within the shower area is recessed 11/16" and is limited by the height of the floor joists. Brackets are made of 16 gauge galvanized steel. PROUDLY MADE IN THE USA!

- Kit covers up to 25 square foot shower floors
- Recommended sizes are 5'x5' or 4'x6'
- Can be used with dimensional or TJI® joists
- Ideal for remodel and new construction applications



Item #	Description	Case Qty.
RR25SF	Rapid Recess Point Drain Kit	1



SHOWER ENTRY

For shower pans with linear drain at the back wall ONLY

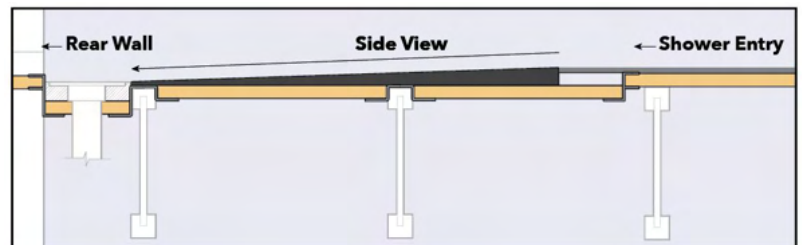


Scan the QR code to watch the point drain kit video to learn more.

Bracket Kit for Linear Drain Installation - Back Wall

The Rapid Recess Linear Drain Kit is designed to be used with pre-manufactured or mortar shower pans that utilize a linear drain. One joist bay is recessed 1" below the top of the joist to accommodate the depth of the linear drain body. The rest of the shower area is recessed 11/16" and is limited by the height of the floor joists. Joist orientation must be considered since the drain body will always be parallel to the joists. Brackets are made of 16 gauge galvanized steel. PROUDLY MADE IN THE USA!!

- Kit covers up to 25 square foot shower floors
- Recommended sizes are 5'x5' or 4'x6'
- Can be used with dimensional or TJI® joists
- Ideal for remodel and new construction applications



Item #	Description	Case Qty.
RR25LDK	Rapid Recess Linear Drain Kit for Back Wall	1



All products shown are backed by the Shield of Approval.

CALL 262-432-0877 • RTCPRODUCTS.COM



RAPID RECESS SUBFLOOR LOWERING SYSTEM

Linear Drain Kit - Entry

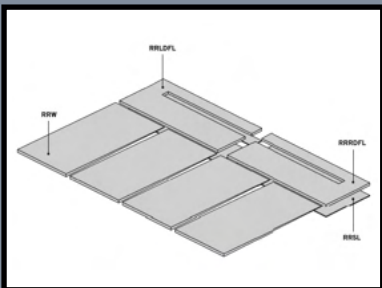


All brackets and hardware included for linear drain placed at shower entry



Finished linear drain at shower entry install results

Filler Kits

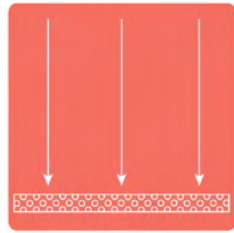


Choose small or large Filler Kit based on linear drain length

Blind Pipe Connector 2"



Designed to efficiently connect 2" drain pipes to 2" waste lines



SHOWER ENTRY

For use with linear drain at shower entry ONLY



Scan the QR code to watch the point drain kit video to learn more.

Bracket Kit for Linear Drain Installation at Shower Entry

The Rapid Recess Shower Entry Linear Drain Kit is designed to be used with pre-manufactured or mortar shower pans that utilize a linear drain. Designed for linear drain installations when the drain cannot be installed at the back wall or if a drain at the entry is desired. The entry cutout in plywood subfloor for the linear drain is recessed 11/16" to account for the drain depth. Brackets are made of 16 gauge galvanized steel. PROUDLY MADE IN THE USA!!

- Suitable for linear drains up to 72" in length
- Only for use where linear drain is placed at the shower entry
- Ideal for remodel and new construction applications

Item #	Description	Case Qty.
RR6ELDK	Rapid Recess Linear Drain Kit for Shower Entry	1

Fillers Kits

Foam Filler kits are for use with linear drain curbless shower installation kits RR6ELDK and RR25LDK. Made of extruded rigid PET (polyethylene terephthalate) plastic foam. It is strong yet lightweight (both at the back wall and shower entry), non-reactive, economical, and shatterproof.

- Chemically stable, UV
- Can be used with both sheet and liquid topical waterproofing
- Speed and consistency of installation
- Eliminates the need for traditional mud bed installations
- Lightweight, durable with high compressive strength 105PSI
- Can be quickly and easily modified to size and shape of on site conditions
- Meets IAPMO PS-106-2013
- 100% post Consumer recycled and fully recyclable.

RRFKS Kit includes:

- RRLDFS - small drain filler left (x1)
- RRRDFS - small drain filler right (x1)
- RRSS - 1/4" small shim (x2)
- RRW - sloped wedges (x3)

RRFKL Kit includes:

- RRLDLFL - large drain filler left (x1)
- RRRDFL - large drain filler right (x1)
- RRSL - 1/4" large shim (x2)
- RRW - sloped wedges (x4)

Blind Pipe Connector 2" - BPC

no-hub couplings for drain pipe to waste line connections, specifically engineered for situations where side or bottom access is not feasible.

Item #	Description	Case Qty.
RRFKS	Rapid Recess Small Filler Kit (linear drains 26" - 43")	1
RRFKL	Rapid Recess Large Filler Kit (linear drains 40" - 72")	1
RRSHIMK	Rapid Recess Shim Kit for 5/8"	1
RRBPC2	Blind Pipe Connector 2"	1



Scan the QR code to watch the BPC video.

Additional brackets & screws available upon request



All products shown are backed by the
Shield of Approval.
CALL 262-432-0877 • RTCPRODUCTS.COM



BUILT WITH FOAM WALL FLATTENING SHIM KITS



Over 900 shims in 7 different thicknesses



Handy depth gauge included in kit and sold separately for fast and accurate shim choice



Purchase individual thicknesses as needed



Install shims at 12" intervals on studs to achieve ultimate results



Get the perfect finish every time!
The ultimate solution for wall flattening!
Stay Stocked: Refill your foam shim kits for continuous quality



Scan to watch the video to learn more.

900+
 SHIMS PER KIT
 IN 7 DIFFERENT THICKNESSES

- 1/16" WHITE
- 1/8" RED
- 3/16" YELLOW
- 1/4" GREEN
- 5/16" BLUE
- 3/8" PLUM
- 1/2" BLACK



Experience the pinnacle of wall flattening with the Built With Foam Wall Flattening Shim Kit. Designed for precision and ease, this kit offers a comprehensive range of shims, ensuring every wall and ceiling project achieves a flawless finish. Whether you're dealing with minor imperfections or significant unevenness, the color-coded shims, complemented by a handy depth gauge, make the selection process swift and accurate. Say goodbye to guesswork and hello to perfection with this innovative shim solution.

- **Comprehensive Kit:** Over 900 shims in 7 different thicknesses.
- **Quick Selection:** Handy depth gauge for fast and accurate shim choice.
- **Color-Coded:** Easily identifiable shims, even for those with colorblindness.
- **Color-Coded for Precision:** 1/16" (White), 1/8" (Red), 3/16" (Yellow), 1/4" (Green), 5/16" (Blue), 3/8" (Plum), and 1/2" (Black).
- **Versatile Use:** Ideal for walls, ceilings, and depth gauges for self-leveling pours.
- **Refill Kits Available:** Order individual thicknesses as per your requirement.
- **Coverage:** One box can cover 3 to 5 showers, depending on framing quality.
- **Sustainable:** Crafted with materials aimed at reducing waste in the environment.


Item #	Description	Case Qty.
SHIMKIT1	Built with Foam Wall Flattening Shim Kit	1
SMG	Built with Foam Depth Gauge	1
WHITE WS	Built with Foam Refills - White - 1/16" - 318 pc.	1
RED WS	Built with Foam Refills - Red - 1/8" - 205 pc.	1
YELLOW WS	Built with Foam Refills - Yellow - 3/16" - 141 pc.	1
GREEN WS	Built with Foam Refills - Green - 1/4" - 113 pc.	1
BLUE WS	Built with Foam Refills - Blue - 5/16" - 94 pc.	1
PLUM WS	Built with Foam Refills - Plum - 3/8" - 75 pc.	1
BLACK WS	Built with Foam Refills - Black - 1/2" - 64 pc.	1




All products shown are backed by the Shield of Approval.
 CALL 262-432-0877 • RTCPRODUCTS.COM




BUILT WITH FOAM SELF-LEVELING UNDERLAYMENT CONTAINMENT BARRIERS




Linear Strips
Designed to be installed around the perimeter of any room.



Toilet Flange Ring
Perfectly seals around toilet flanges



Vent Ring
Worry free barrier for common size vents



Easily trim flush after leveler is dry

Take control of your next self-leveling job with BWF Self-Leveling Containment Barriers to keep it contained & level! Installs easily with latex caulk or thinset mortar.



BWF Barriers are the perfect product to speed up your prep time for any self-leveling underlayment job – big or small. By providing a fast solution to create a leak-proof barrier around the perimeter and floor openings, these barriers contain the self-leveling underlayment quickly and efficiently.

Level Lock Technology ensures BWF products are fully integrated with the hardened surface by letting the leveler and barriers effectively become one monolithic underlayment. BWF barriers work with the underlayment to become a solid, & flat substrate for flooring material installation. All of this while also creating a soft perimeter joint.

Level Lock Technology ensures BWF products are fully integrated

Why the slots?



The slots and holes are by design. They allow self-leveling to flow and fill into the holes creating a link and lock with the leveling material. The BWF then becomes monolithic with the underlayment. BWF can then be trimmed flush with the cured leveling material. Flooring material can then be installed directly over the BWF material.




Scan to watch the video

BWF...making self-leveling what it should be...Easy and Fast!



Note: Remove interior X shipping supports before installation using a twisting motion.

Item #	Description	Case Qty.
WBSK	BWF Linear Barrier 30" Strips 24 pc.	1
TFR	BWF Toilet Flange Ring	12
2X10HVAC	BWF 2" X 10" HVAC Vent Ring	12
4X10HVAC	BWF 4" X 10" HVAC Vent Ring	12
4X12HVAC	BWF 4" X 12" HVAC Vent Ring	12




Installs perfectly with MaxiGrab (see page 8)




All products shown are backed by the Shield of Approval.
CALL 262-432-0877 • RTCPRODUCTS.COM



LEVELING PIN SLU DEPTH GAUGE



2 1/2" (64mm) pins have inches & millimeter measurements for an accurate level pour




Adhesive strip ensures pins stay in place during pours.

Simplify your self-leveling underlayment projects with these Leveling Pins, a must-have tool for achieving precise, even surfaces with ease. Pins become an invisible part of the matrix.


- *Precise Measurement Tool: 2 1/2" (64 mm) pins for accurate leveling.*
- *Secure Placement: The adhesive strip ensures pins stay in place during pours.*
- *Customizable Length: Easy-to-cut plastic for tailored height adjustment.*
- *Clear Markings: Readings in both inches and millimeters for convenience.*

Item #	Description	Case Qty.
LEVPIN100	Leveling Pin 100 pc. Bag	1


3D STONE & TILE BACKERS



Great for shimming accent tile



Choose from 3 thicknesses to create a unique "pop" design




Endless design possibilities

Make your next tile job 3D

While the designs made possible by the 3D Stone and Tile approach are nearly infinite, "Popped" 3D Flat Backers also make ideal shims for accent tile when thickness varies.



Flat (Popped) Backers



Flat Backer Thickness:
1/8", 3/16", or 5/16"
12" x 24"

3D Popped designs employ tile to which flat versions of these patented BreakThru Backers have been applied. Because the Backers are of various thickness, individual tiles can be made to "pop" out from the main plane of the tiled surface, creating another unique and dramatic set of design possibilities.

Item #	Description	Case Qty.
3D18F	1/8" 3D Flat Backer	25
3D316F	3/16" 3D Flat Backer	25
3D516F	5/16" 3D Flat Backer	25



Watch the video



All products shown are backed by the Shield of Approval.

CALL 262-432-0877 • RTCPRODUCTS.COM



GUARDIA PRO SURFACE PROTECTION



Anti-slip, self-adhesive coating on the bottom that keeps it in place




Convenient 18 pc. display



A multi-layered, waterproof and reusable protection mat for your job site with a special absorbent layer and extra tearing and tensile strength. Protect your valuable floors and hard surfaces against tools, sharp debris, paint, liquids, dirt, and other hazards.



150 sq. ft./roll
36 in. x 50 ft./roll



Scan to watch the video to learn more.

SAVES TIME AND MONEY! Quick to install, requires no tape to connect overlaps and is reusable.

Item #	Description	Case Qty.
ANAGDWHPRO50	Guardia Pro Surface Protection 36" x 50'	18

TAVY THIN SKIN

THINNEST SUBSTRUCTURE AROUND, GREAT FOR TILE OVERS, AND A WARRANTY YOU CAN BE CONFIDENT IN!

Easy 5-Step Installation



1. Clean surface from oil, water, wax and dust.
2. Spread TAVY Thin-Skin #007 Glue
3. Install TAVY Thin-Skin Underlayment
4. Skim-coat surface with any thin-set mortar (allow to dry)
5. Start setting tile

This 2-part underlayment system can be used over any surface. The only surface preparation required is to have a clean surface that is free from oil, water, wax and dust.

- Use to meet existing threshold heights.
- Beat your competition by eliminating demolition costs.
- NO dust mess to clean up.
- Virtually NO additional height added to surface.
- NO waste, all pieces are usable regardless of size and shape.
- 25%-50% lower cost than other underlayments.
- One roll of underlayment and one gallon of glue will cover 100 square feet.
- NO need to buy or install nails/screws.
- Minimize overall load weight.

Part 1: Thin-Skin Underlayment: non-woven fiberglass reinforced fabric/paper. (100 sq. feet per roll).

Part 2: Thin-Skin #007 Glue: high end multi-purpose adhesive high in solids, which will adhere to any surface. (Contains 1 gallon covering 100 sq. feet).



Item #	Description	Case Qty.
8500	Thin Skin Underlayment	4
8501	Thin Skin Glue	4




All products shown are backed by the Shield of Approval.
CALL 262-432-0877 • RTCPRODUCTS.COM



SOLA LEVELS


BIG RED BOX BEAM



Fluorescent light plate enables easier reading in low light without any LEDs



The BIG RED is the most accurate box beam level in the world



Extra strong aluminum profile with reinforcing ribs



Two shock-absorbing end caps protect the level




Ergonomic handles provide a comfortable grip

Why sola has the world's best box beam levels!

The Sola Big Red Box Beam Levels are the epitome of perfection. With a range of sizes from 16" to 96" there is a level for virtually any situation. The patented FOCUS vial is unlike anything in its class, offering 60% magnification, a shock proof bubble, and a luminous backing that will charge the liquid to glow in low light.



SOLA FOCUS vials provide a 4x higher contrast than ring vials.



Luminous Vial: Every horizontal SOLA FOCUS vial is equipped with a luminous backing beneath the vial. This fluorescent light plate enables easier reading in low light situations without any LEDs. Vials are made of break-resistant acrylic material. Besides its resistance to deformation or breakage, the acrylic is highly UV resistant. Our patented ultrasonic welding of the vials ensures no leaks.

Accuracy: At SOLA, every spirit level is adjusted individually and undergoes a 100% quality inspection under stringent conditions. Our BIG RED is the most accurate box beam level in the world. With maximum deviations less than 0.3 mm/m (0.017°, 0.0003in/in.) in standard and less than 0.5 mm/m (0.029°, 0.0005in/in.) in inverted position, no other level is more precise.

Robust Profile: Our bestselling, sturdiest level, BIG RED, has an extra strong aluminum profile (890 g/m, 0.61 lbs/ft.) with reinforcing ribs. Among the most rugged levels on the market, the BIG RED profile is engineered to handle relentless use and accidental abuse without losing its shape and compromising your work.

End Caps: Two shock-absorbing end caps protect the level in case of a fall or shock. Equipped with an anti-slip surface, our levels allow for convenient positioning and a secure grip of the level on the measured surface. The level can be held securely with one hand when marking.

Handles: All BIG RED levels 32 inches and longer come with two handles. These ergonomically designed handholds provide a comfortable grip and added convenience on our most precise tools.



Item #	Description
LSB16	16" Sola Box-Beam 2 Focus Vials
LSB24	24" Sola Box-Beam 3 Focus Vials (D, M)
LSB32	32" Sola Box-Beam 3 Focus Vials (M)
LSB36	36" Sola Box-Beam 3 Focus Vials (M)
LSB48	48" Sola Box-Beam 3 Focus Vials (D, M, DM)
LSB59	59" Sola Box-Beam 3 Focus Vials (M)
LSB72	72" Sola Box-Beam 3 Focus Vials (M)
LSB78	78" Sola Box-Beam 3 Focus Vials (M)
LSB96	96" Sola Box-Beam 3 Focus Vials
LSTFM	10" Torpedo 3 Focus Vials Magnetic w/ V-groove
LSGOM	3" Sola Go Magnetic Pocket Level w/ Clip



LSTFM
10" Torpedo



LSGOM
Go Magnetic



Watch the video

Digital (D) & Magnetic (M) versions available upon request



All products shown are backed by the Shield of Approval.

CALL 262-432-0877 • RTCPRODUCTS.COM



SOLA TLM2 DEEP HOLE MARKER



Small diameter lead for precise marking on rough & smooth surfaces



Sharpener included on the pop off top of marker

The TLM2 is a multi-functional marking tool. With the attachment made from ABS plastic, the TLM2 can be used as a mechanical pencil for writing and simple markings. Unscrewing the attachment turns the TLM2 into a deep hole marker. The long, thin, stainless-steel tip enables high-precision marking of holes during assembly work and for marking in hard-to-access areas.

Graphite/wax composite




LEAD	GRAPHITE	RED	YELLOW
wet wood	■■■■	■■■■	
dry wood	■■■■	■■■■	■
stone	■■	■■	■
metal	■■	■■	■■
tile/ceramic	■■	■■	■■
glass	■	■	■
concrete	■■	■■	
brick	■■■■	■	■■
rubber	■		■
plastic		■■	■■■■
mirror		■■	■■■■
paper/cardboard	■■■■	■■	■■■■
dark surfaces			■■■■

■■■■ excellent ■■■ very good ■ good

- Special design facilitates deep hole markings up to 45 mm (1.78") in depth
- Lead with small diameter for precise markings
- Integrated sharpener in the push button
- Universal lead for both rough and smooth surfaces
- Rugged ABS belt clip for a secure grip

Item #	Description	Case Qty
TLM2	Sola Deep Hole Marker	10
SGTLM2HB	Sola 6pc. Graphite Lead Refill	10
SGTLM2	Sola 6pc Graphite/Wax Refill (2 Graphite, 2 Red, 2 Yellow)	10

SOLA R 100 ACRYLIC POCKET LEVEL



The R 100 has both a horizontal and a vertical vial and has a maximum measuring tolerance of 0.001 in./in. (±1 mm/m, 0.057°) for precise measurements.



Ideal for drains, niches, benches, and curbs.

Transparent mini spirit level for precise measurements in the tightest spaces

At just 4 inches in length, the transparent R 100 pocket level has a number of practical features to help you conduct measurements in even the tightest spaces. Made from break-proof acrylic glass, the R 100 is resistant against water, heat, cold and is non-conductive.

Item #	Description	Case Qty.
R100	R100 Sola Pocket Level	10



All products shown are backed by the Shield of Approval.
CALL 262-432-0877 • RTCPRODUCTS.COM



WALETALE DUST CONTAINMENT SYSTEM FOR VACUUMS



Problem



Solution



Scan the QR code to watch the video to see the dust disappear.

"No pail should be without the Tale!"

- Fits standard buckets - 5, 3, and even 1 gallon buckets
- Cuts down on cleanup time
- Helps to prevent Silicosis and/or Lung Cancer, resulting from the prolonged & repeated inhalation of crystalline silica contained in many mortars, thinsets, & grouts.



Eliminates Dust when mixing mortars, thinsets, and grout in standard buckets.



Universal Hose Reducer included to fit any size vacuum hose!



Item #	Description	Case Qty
MXWT	Wale Tale Dust Containment System	12

DOUBLE BOX MIXING PADDLE



Designed to minimize air entrapment



High quality welds for extreme durability



- Long 30" hexagonal shaft allows user to stand upright comfortably
- Fit with 1/2" or 3/8" drill chuck
- Double Box Mud Mixer Paddle
- Use for mixing materials such as: Mortar, Tile Adhesive, Filling Compounds, Plaster, Screeds



Item #	Description	Case Qty
MXDBM	Double Box Mixing Paddle	6



All products shown are backed by the Shield of Approval.
CALL 262-432-0877 • RTCPRODUCTS.COM



PYTHON GRIP

NITRILE GLOVES
90 OR 100 PC. 4 SIZES



Textured for superior wet or dry gripping power



Designed for professional tile contractors

For professionals who demand the best, choose Python Grip Nitrile Gloves.



The work of tile contractors and home remodelers demands precision and safety. The Python Grip Nitrile Gloves are engineered to meet these exact requirements.

- Raised diamond textured surface for superior grip
- 7-mil thickness for durability
- Powder-free and latex-free for comfort
- Hi-Vis Green Color for visibility
- Available in M, L, XL, and XXL sizes

Item #	Description	Case Qty
7843-M	Medium Python Grip Nitrile Gloves 100 ct.	10
7844-L	Large Python Grip Nitrile Gloves 100 ct.	10
7845-XL	X-Large Python Grip Nitrile Gloves 90 ct.	10
7846-XXL	XX-Large Python Grip Nitrile Gloves 90 ct.	10

LEATHER FACE SOFT PRO KNEE PAD



Comfortable straps that stay in place



Buy a case and get a counter display



Your knees need these!

- **Lightweight**
- **No pinch**
- **Washable**

Protect your knees with an ultra-soft neoprene cup and a durable leather face. Your knees will thank you!

- Comfortable
- Durable
- Perfect Shape & Size

- Made of a durable premium grade neoprene & leather
- Secure, quick & easy adjustable front closure strap eliminates pinch
- All material is washable
- Non-marring leather face
- Makes kneeling comfortable and rash free
- Wear with pants or shorts

Item #	Description	Case Qty
KPLF	Leatherface Soft Pro Knee Pad	6



Comes in a ready to hang package



All products shown are backed by the Shield of Approval.

CALL 262-432-0877 • RTCPRODUCTS.COM





Exceptionally wear-resistant and has a broad, flat surface for extra stability



Wide elastic straps do not pinch behind the knees



Longer length offers better protection & ergonomics



Specially developed for the DIY enthusiast

FENTO Knee Protection specializes in ergonomics and are co-developed by medical specialists. The Ergonomic Wedge ensures the correct distribution of pressure across the lower leg, which prevents knee and back complaints. It has an improved fit which takes on the shape of your knee over time and thus offers even greater comfort, flexibility, and ergonomics. The wide elastic straps do not pinch behind the knee. The whole product is completely water repellent.



FENTO ORIGINAL is the best-selling product in the line. It naturally offers the ergonomics you expect of us. This knee protector weighs just 0.5 lbs. Because the FENTO ORIGINAL is shorter in length than its big brother, the FENTO MAX, it offers even more freedom of movement.

Scan to watch the video



FENTO MAX is the big brother of the FENTO ORIGINAL. The longer length offers extra protection and ergonomics. The FENTO MAX is exceptionally wear-resistant and has a broad, flat surface for extra stability. This knee protector weighs just 1lb. Because the FENTO MAX is longer in length than its little brother, the FENTO ORIGINAL, it offers even better protection and ergonomics.

Scan to watch the video



FENTO HOME is our only product specifically aimed at the DIY enthusiast. The knee protector was developed based on our expertise in the professional market.



Item #	Description	Case Qty
F280220	FENTO Original Knee Pad	12
F280440	FENTO Max Knee Pad	6
P280003	FENTO Original Repl. Inlay	1
P280004	FENTO Max Repl. Inlay	1
E280201	FENTO Original Repl. Strap w/ Velcro	6
E280401	FENTO Max Repl. Strap w/ Velcro	6
E280202	FENTO Original Repl. Strap w/ Clip	1
E280402	FENTO Max Repl. Strap w/ Clip	1
F280150	FENTO Home Knee Pad	12

The elastic straps and inlays can be replaced, making the product much more sustainable because you don't need to replace the entire knee pad when these parts have worn out.

FENTO Board



Durable ventilating & contains a strong anti-slip bottom and a broad surface for extra stability

FENTO M2 Board



Its wear-resistant bottom layer enhances stability, protection, & slip resistance

FENTO Pocket



No need to tie this knee protector around your leg

FENTO M2 Pocket



ArmorTech layer for FENTO adds a puncture-resistant textile layer, offering extra protection against sharp objects.



Scan to watch the video



FENTO BOARD Specifically designed for extra mobility without a strap around your knees. Ergonomic Wedge ensures correct pressure distribution over the lower leg, preventing knee and back problems. The handle on the top allows you to move it easily.



FENTO M2 BOARD Ergonomically designed knee board, specifically developed for comfort in rough working areas. Its unique FENTO wedge shape ensures even pressure distribution over the knee and lower leg, helping to prevent knee and back problems. Additionally, the magnetic tool tray is a handy feature that prevents you from losing small parts during assembly or disassembly.



Scan to watch the video



FENTO Pocket An ergonomic knee protector developed to fit most work trousers. Designed for everyday use, the lightweight POCKET made of durable materials, provides good pressure distribution over the knee and lower leg. This prevents knee and back problems.



FENTO M2 Pocket For heavy-duty use is an ergonomic kneepad designed for maximum protection and developed to fit most work pants. Made for tougher jobs, the POCKET M2 is constructed from lightweight, durable materials. Its ergonomic design evenly distributes pressure across the knee and lower leg, helping to prevent knee and back problems. Constructed with three layers of durable, comfortable materials, the POCKET M2 provides excellent shock absorption and support. Precisely designed flex-lines offer optimal flexibility and ventilation.

Item #	Description	Case Qty
F280500	FENTO Ergonomic Kneeling Board	6
F280520	FENTO M2 Ergonomic Knee Board	6
F280100	FENTO Pocket	12
F280120	FENTO M2 Pocket	12

Help reduce your knee and back pain and increase your productivity!



Easily compacts for transport



Soft polyurethane casters protect finished flooring and won't leave marks on hardwood, LVP, or tile



Superior strap free ergonomic support



Option Chest Support Adapter for ultimate comfort (see page 33)



Kneel-It is a brilliantly engineered support device designed to relieve strain and decrease injuries that come with prolonged kneeling.

- Durable, sturdy construction, supports up to 250lbs
- Built-in cushioned knee pads for maximum comfort
- 360° turning capability and intuitive mobility
- Compactable for easy storage and transport

Scan to watch the video



Wheels roll on hard indoor/outdoor work surfaces or soft terrains. Built with special grip technology to help maintain stationary when idle. A padded ergonomic spring-loaded seat provides intervals of rest, and durable padded knee rests to ensure comfort while completing taxing jobs on-site or working from home.

Version 3 adds the following features:

- Rotatable casters added to the seat; switch between braking/rolling seat configuration
- Upgraded quick pin seat attachment method
- Finger latch for seat removal upgraded
- Increased seat Comfort
- Sliding Seat adjust FWD and AFT
- New color scheme

The Kneel-It is made of the following materials:

- Cold-rolled steel
- Fiberglass reinforced Nylon
- PP foam
- Stainless steel

Item #	Description	Case Qty
6000126941	Kneel-It V3 Rolling Knee Pads	1
6000126948	Chest Support Adapter	1

All products shown are backed by the Shield of Approval.

CALL 262-432-0877 • RTCPRODUCTS.COM



KNEEL-IT CHEST SUPPORT ADAPTER



The Chest Support Adapter unfolds and attaches in seconds, providing essential support for jobs



Soft chest support pad provides back relief

Designed for low lumbar support, it's perfect for baseboard installation!

Get the support you need with the Kneel-It Chest Support Adapter. Designed to reduce strain during prolonged bending, it's a must-have for any professional or DIY enthusiast. Protect your back, and enhance your work.



Scan to watch the video

Quickly adapt any of our Kneel-It models for maximum comfort! The Chest Support Adapter unfolds and attaches in seconds, providing essential support for jobs like edging, grinding, and grouting. See how easy it is!

Item #	Description	Case Qty
6000126941	Kneel-It V3 Rolling Knee Pads	1
6000126948	Chest Support Adapter	1

SPIDER REACH SUPPORT



Ideal for grouting tile or troweling mortar on large format and GPTP installations



Support handle to ensure correct posture while spreading mortar or adhesive. The ergonomic design reduces fatigue as your body's weight is distributed in an optimum manner. Particularly useful when installing large format tile. The spider comes equipped with removable rubber feet, providing an anti-slip feature. Includes two sets (16 each) of replaceable rubber feet.

Item #	Description	Case Qty
LTSPIDER	Spider Reach Support	12



All products shown are backed by the Shield of Approval.

CALL 262-432-0877 • RTCPRODUCTS.COM



BUCKET SCOOP

CURVED STAINLESS STEEL BLADE



Curved to the shape of the bucket to easily scoop materials




- Ergonomic arc design
- Curved blade to conform with shape of bucket
- Helps to easily scoop mud, mortar, grout, mastic, stucco, and other materials
- Easier scraping and cleaning of the bucket sides
- Heavy duty stainless-steel blade
- Comfortable handle

Item #	Description	Case Qty
TRSCOOP	Bucket Scoop	12

BUCKET & MARGIN TROWEL



More material per scoop than using a trowel



Conveniently rest the handle on the bucket edge



Perfect size comfort cushion grip handle

5" x 2" Margin Trowel (5" x 2")



6" x 2" Margin Trowel (6" x 2")



5" Bucket Trowel (5.5" x 3.5" x 2.5")



7" Bucket Trowel (7" x 4.25" x 3.25")



RTC offers an array of sizes of tapered bucket trowels and standard margin trowels. These are great for lifting tile to check coverage as well as making sure to get every last bit of mortar or adhesive from your bucket.

- Super strong carbon steel blade
- Cushioned grip handle
- Virtually unbreakable weld



Item #	Description	Case Qty
TRM52	5"x2" Margin Trowel	12
TRM62	6"x2" Margin Trowel	12
TR5BUCKET	5" Tapered Bucket Trowel	12
TR7BUCKET	7" Tapered Bucket Trowel	12



All products shown are backed by the Shield of Approval.

CALL 262-432-0877 • RTCPRODUCTS.COM



SWITCHBLADE TROWEL KIT 8PC. SET



8 piece set includes: handle, storage box & 6 trowel blades



Select the desired notch for the application



Secure flip down lever releases to adjust or change trowel blade*



Push the button & slide trowel off to reveal other blades



Storage box allows moisture to escape



Scan the QR code to watch the video

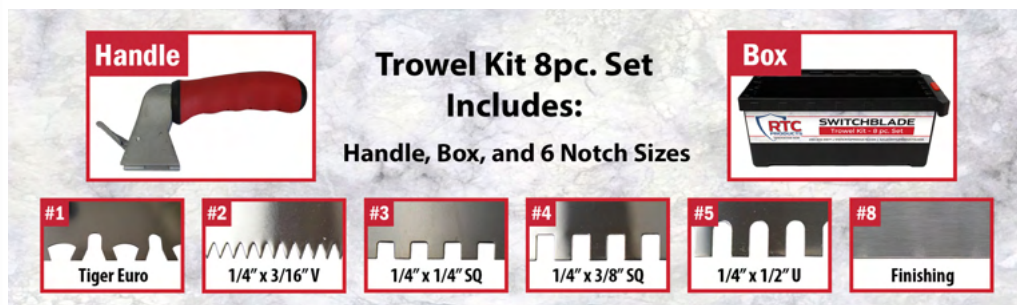


- Adjustable handle for ideal placement
- Form-fitted comfort grip handle
- Stainless steel blades to avoid trowel rust
- Up to 10% longer life on trowel blades
- Extra-Large connection point for added strength
- Up to 20% savings on replacement trowels

The SwitchBlade trowel kit from RTC offers a space saving design while pairing our unique comfort grip handle with today's most common trowel notches used in tile installations. The ultra strong spine design provides a high quality feel and function for every day use. All components come in a compact plastic box with a built in drainage system to allow moisture to escape. All trowel blades are made of Stainless Steel to avoid rust and keep your tool lasting longer.



*Tip: Use a bucket trowel to scoop material to avoid clogging flip lever.



Item #	Description	Case Qty
TRSB	SwitchBlade Trowel Kit 8pc. Set	5
TRSBHANDLE	SwitchBlade Replacement Trowel Handle	10
TRSB1	SwitchBlade Tiger Notch Trowel Blade (#1)*	10
TRSB2	SwitchBlade 1/4" x 3/16" V-Notch Trowel Blade (#2)*	10
TRSB3	SwitchBlade 1/4" x 1/4" Sq. Notch Trowel Blade (#3)*	10
TRSB4	SwitchBlade 1/4" x 3/8" Sq. Notch Trowel Blade (#4)*	10
TRSB5	SwitchBlade 1/4" x 1/2" U-Notch Trowel Blade (#5)*	10
TRSB6	SwitchBlade 1/2" x 1/2" Sq. Notch Trowel Blade (#6)	10
TRSB7	SwitchBlade 3/4" x 9/16" U-Notch Trowel Blade (#7)	10
TRSB8	SwitchBlade Finishing Trowel Blade (#8)*	10
TRSBCASE	SwitchBlade Replacement Plastic Kit Box	5

* Included in the Trowel Kit.

Replacement kit blades and additional notch size #6 & #7 sold separately.



All products shown are backed by the Shield of Approval.

CALL 262-432-0877 • RTCPRODUCTS.COM



COMFORT GRIP STAINLESS STEEL TILE TROWEL



Display box with 8 trowels



Form-fitted comfort grip handle



Tiger Euro Notch Trowel



Multiple notch sizes for most applications



Low profile handle for proper angle in tighter spaces


The RTC Comfort Grip trowels are the epitome of value. They boast a full stainless steel construction, high quality weld, and an amazingly comfortable ergonomic handle with the tallest knuckle clearance around! These trowels are available in most common sizes.

- Stainless-steel construction
- High quality weld
- Form-fitted comfort grip
- High handle clearance



11" x 4-1/2"

The Tiger Euro Notch Trowel includes a unique design that guarantees coverage by using a varying notch. This trowel can be used on thick tile, thin tile (GPTP), large format and smaller formats as well. The beauty of this trowel is that when embedding a tile into thinset, the notches collapse into each other giving you better coverage.




Tiger Notch


Item #	Description	Case Qty
TRTIGER	Tiger Euro Notch Trowel	8
TR18SQ	1/8" x 1/8" SQ Notch Trowel NEW	8
TR1164SQ	11/64" x 11/64" SQ Notch Trowel NEW	8
TR14316V	1/4" x 3/16" V Notch Trowel	8
TR1438U	1/4" x 3/8" U Notch Trowel	8
TR1412U	1/4" x 1/2" U Notch Trowel	8
TR1414SQ	1/4" x 1/4" SQ Notch Trowel	8
TR1438SQ	1/4" x 3/8" SQ Notch Trowel	8
TR1212SQ	1/2" x 1/2" SQ Notch Trowel	8



NEW SIZE!
1/8" x 1/8" SQ



NEW SIZE!
11/64" x 11/64" SQ



1/4" x 3/16" V 1/4" x 3/8" U 1/4" x 1/2" U 1/4" x 1/4" SQ 1/4" x 3/8" SQ 1/2" x 1/2" SQ



All products shown are backed by the Shield of Approval.

CALL 262-432-0877 • RTCPRODUCTS.COM



STUMPY JOE STAINLESS STEEL MINI TROWEL



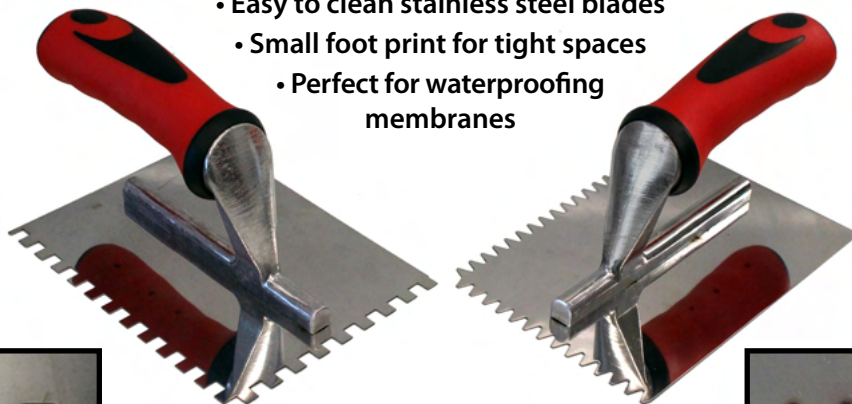
Perfect back splash & base-board trowel




Form-fitted comfort handle

This is not your "Average Joe" Trowel...it's a "Stumpy Joe"!

- Easy to clean stainless steel blades
- Small foot print for tight spaces
- Perfect for waterproofing membranes



Comes in 2 convenient notch sizes



Item #	Description	Case Qty
TR1414SQSJ	Stumpy Joe 1/4" x 1/4" SQ Notch	12
TR516VSJ	Stumpy Joe 5/16" x 1/4" x V Notch	12

TROWEL BRUSH EDGE CLEANING TOOL



Safely & effectively cleans trowel blades




Ergonomically designed texture to ensure grip & comfort



*Safe, quick & easy trowel cleaning!
No more shredded sponges or cut fingers!*

The RTC Trowel Brush offers a safe & effective way to clean trowels and other thin tools.

- Stiff nylon bristles will agitate material left behind on the trowel, saving time and money compared to traditional cleaning methods.
- Keeps your hands at a safe distance from the notches to avoid cutting yourself while providing more control.
- Integrated scraper helps to remove stubborn debris, as well as clean all the way to the spine.



Stiff nylon bristles effectively clean the trowel blade



Integrated scraper on both sides for stubborn dried on debris



Comes in a ready to hang package

Item #	Description	Case Qty
TCB	Trowel Brush Edge Cleaning Tool	18



Scan the QR code to watch the video




All products shown are backed by the Shield of Approval.
CALL 262-432-0877 • RTCPRODUCTS.COM




ULTIMATE LEAVE-IN SPACERS



EZ Grip Jar Dimensions:
5 1/2" x 5 1/2" x 7 1/2"



Leave-in grout joint & grout over



*Stack and snap for thick tile
3/16" & 1/4" sizes only*



4 sizes of cross and T available



Convenient color coded jars display nicely on a store shelf



4 Reasons to choose the RTC Ultimate Spacer

- **Rigid:** *Rock-solid design holds tile in place without spacer compression, resulting in the perfect joint every time!*
- **Leave-In:** *Hollow design allows the grout to fill in the body of the spacer and bond to the thinset, allowing it to be left in and eliminating removal time.*
- **Longer:** *Long arms support tile better and makes handling easier.*
- **Stackable:** *Just stack and snap these spacers together to accommodate thicker tile. (3/16" & 1/4" sizes only)*

Item #	Description	Qty.	Case Qty
SPC116JAR	1/16" (1.5mm) Ultimate Spacers	1000 Jar	6
SPC116T	1/16" (1.5mm) Ultimate T Spacers	2000 Jar	6
SPC18JAR	1/8" (3mm) Ultimate Spacers	700 Jar	6
SPC18T	1/8" (3mm) Ultimate T Spacers	1100 Jar	6
SPC316JAR	3/16" (5mm) Ultimate Spacers	400 Jar	6
SPC316T	3/16" (5mm) Ultimate T Spacers	800 Jar	6
SPC14JAR	1/4" (7mm) Ultimate Spacers	300 Jar	6
SPC14T	1/4" (7mm) Ultimate T Spacers	350 Jar	6



All products shown are backed by the
Shield of Approval.

CALL 262-432-0877 • RTCPRODUCTS.COM



TAVY TILE SPACERS

TWO-SIDED CROSS
100 PC. BAG & 500 PC. BULK



Available in 100 piece bags



Also available in 500 piece bulk boxes



- Easy to install & easier to remove
- See all 4 corners of every intersection
- Save Time, Save Money
- Available in seven color coded sizes:
1/32", 1/16", 3/32", 1/8", 3/16", 1/4" & 3/8"



Item #	Description	Case Qty
1001	1/32" 100pc. Bag	6
1002	1/16" 100pc. Bag	18
1003	3/32" 100pc. Bag	6
1004	1/8" 100pc. Bag	18
1005	3/16" 100pc. Bag	18
1006	1/4" 100pc. Bag	18
1007	3/8" 100pc. Bag	12

Item #	Description	Case Qty
4001	1/32" 500pc. Box	6
4002	1/16" 500pc. Box	6
4003	3/32" 500pc. Box	6
4004	1/8" 500pc. Box	6
4005	3/16" 500pc. Box	6
4006	1/4" 500pc. Box	6
4007	3/8" 500pc. Box	6

TAVY TILE SPACERS

TWO-SIDED T-SPACERS & WEDGES




T-Spacers available in 4 sizes:

1/16", 1/8", 3/16" & 1/4"

Wedges available in 3 sizes:

1/8", 3/16" & 1/4"



Ensures straight grout lines in any offset tile installation

The TAVY Two-Sided T-Spacer is the ideal tool for ensuring straight grout lines in any off-set tile installation. The unique two-sided design offers both a "T" side and a "Straight" side to be used between tiles at appropriate intersections. The TAVY Two-Sided T-Spacer will help you achieve professional results fast and easy.

The TAVY Two-Sided Wedge Spacer is the best tool available to help set a level first row of tiles. The TAVY Two-Sided Wedge Spacer is designed to be both a wedge and a spacer. The front is designed to allow you to easily adjust the vertical position of tile. The back allows you to space tiles by the selected dimension. The TAVY Two-Sided Wedge Spacer will help you achieve professional results fast and easy.

Item #	Description	Case Qty
5002	1/16" T Spacers Bag (100 pc)	12
5004	1/8" T Spacers Bag (100 pc)	12
5005	3/16" T Spacers Bag (100 pc)	12
5006	1/4" T Spacers Bag (100 pc)	12
5104	1/8" Wedge Spacers Bag (100 pc)	12
5105	3/16" Wedge Spacers Bag (100 pc)	12
5106	1/4" Wedge Spacers Bag	12



All products shown are backed by the
Shield of Approval.

CALL 262-432-0877 • RTCPRODUCTS.COM



HORSESHOE SPACERS



5 Color coded sizes for easy selection



Great for installing on vertical surfaces



Buy in 1000 pc. bulk & save

Use these spacers for accurate setting of any tile. Great for vertical stone or large format tile. They can be removed easily and are reusable.




1/16" (1.5mm) 3/32" (2mm) 1/8" (3mm) 3/16" (5mm) 1/4" (6mm)

Item #	Description	Qty.	Case Qty
SPC116SHIM	1/16" Blue Horseshoe Spacer	400 Jar	6
SPC332SHIM	3/32" Purple Horseshoe Spacer	335 Jar	6
SPC18SHIM	1/8" Red Horseshoe Spacer	220 Jar	6
SPC316SHIM	3/16" Yellow Horseshoe Spacer	180 Jar	6
SPC14SHIM	1/4" Black Horseshoe Spacer	140 Jar	6
SPC116SHOE	1/16" Blue Horseshoe Spacer	1000 Box	1
SPC332SHOE	3/32" Purple Horseshoe Spacer	1000 Box	1
SPC18SHOE	1/8" Red Horseshoe Spacer	1000 Box	1
SPC316SHOE	3/16" Yellow Horseshoe Spacer	1000 Box	1
SPC14SHOE	1/4" Black Horseshoe Spacer	1000 Box	1

WEDGES 1/4" EASY GRIP SMALL BAG



250 piece 1/4" Easy Grip Small Red Wedges Bag



Ideal for 1st row of tile above tub & kitchen backsplashes.

- Moulded ridges to reduce fall out
- Easy Grip dimple for simple removal
- Perfect for micro adjustments

Item #	Description	Qty.	Case Qty
SPCSW	1/4" Easy Grip Small Red Wedges Bag	250 Bag	12



All products shown are backed by the Shield of Approval.

CALL 262-432-0877 • RTCPRODUCTS.COM




TAVY TILE PUCK TILE LEVEL & LIPPAGE DETECTOR



Accurate leveling bubble



Ideal for shower drain installation



The Best Tool for Setting Perfectly Flat Tiles

This bull's-eye level makes accurate setting of tile & stone quick and easy. You can receive an instant reading in all directions to detect unlevel surfaces. It can also be run back and forth on walls or floors to detect lippage.

- Best tool for setting a flat tiled surface
- Eliminate "toe-kickers" ~ high spots
- Level tile perfectly with one simple glance

Directions for Lippage Detecting:


Slide the TAVY TILE PUCK back and forth on walls or floors from tile to tile or slab to slab and listen for clicking to detect lippage.

Directions for Leveling:


Place the TAVY TILE PUCK on any portion of any flat surface to get an instant reading in all directions at one time.

Item #	Description	Case Qty
6002	TAVY Tile Puck	4

SIGMA BEATING BLOCK WITH HANDLE



Ideal for removing air in vertical installations



Smooth nylon bottom will not scratch material



Whether removing lippage or forcing air from a Gauged Porcelain Tile Panel installation, the Sigma Beating Block is what you need! The metal top is ideal for absorbing the shock of most rubber mallets and the unique nylon composition of the core will not scratch the material being installed.

Dimensions 6^{-1/4"} x 13"

Item #	Description	Case Qty
42E	Sigma Beating Block	1



All products shown are backed by the Shield of Approval.

CALL 262-432-0877 • RTCPRODUCTS.COM



KNOCKOUT RUBBER Mallet



Textured handle for better grip



Perfect for lippage control system removal

The Knockout Rubber Mallet is the perfect solution whether beating a tile into place or removing a lippage tuning system. The solid rubber head provides great feedback to the user. The comfort grip handle contains a steel core for added strength.



- Solid rubber head will not mar the material
- Steel core for added strength
- Comfort grip handle reduces fatigue

Item #	Description	Case Qty
STKO	Knockout Rubber Mallet	6

TAVY TILE Mallet TWO-SIDED



More surface area for moving tiles side to side



Soft rubber head for lower impact

Beat the air out of your tile with this new and improved Tile Mallet from Tavy Tools. The lightweight, solid rubber head creates the proper amount of impact to seat tile into thinset without causing damage to the tile.



"Always Beat Your Tiles"

- Safe for beating all types of tile
- Remove air from under tiles
- Maximize mortar coverage under tile to ensure lifelong bond
- Ensure level installation
- Angled mallet design allows for easy packing of tiles against spacers for perfect grout lines

Item #	Description	Case Qty
6110	Tavy Tile Mallet	4




All products shown are backed by the Shield of Approval.


CALL 262-432-0877 • RTCPRODUCTS.COM



WEDGE MD TILE LIPPAGE CONTROL SYSTEM



Hand tighten



Protect delicate material with the Universal Protection Plate



The Knockout Rubber Mallet works great for removal




Flap evenly distributes pressure without bowing



Tapered bottom displaces less mortar

A Quality, Innovative Lippage Control System Designed with the User in Mind



Wedge MD is the latest in lippage control technology. The wedges feature an ergonomic push plate, and multi-thickness tips for easy joint clean out. The color coded clips have an articulating engagement point that helps to keep the wedges engaged fully without arcing providing more centered pressure. The base of the clip is a thin V shape, which displaces the least amount of mortar possible to ensure minimum bond coat thickness is obtained.

Available Components:

- 1/32" (1mm) Red Clip*
 - 1/16" (1.5mm) White Clip
 - 3/32" (2mm) Blue Clip*
 - 1/8" (3mm) Black Clip
 - Wedge
 - Universal Protection Plate
- *Recommended for all installations, but required on polished and natural materials.

Features & Benefits:

- Easy Removal
- Eliminates Lippage
- No tools needed for installation
- Self spacing for 1/32", 1/16", 3/32" & 1/8" grout joints
- Arched wedge tips will not get stuck when inserting into clip

*Coming soon

Item #	Description	Case Qty
WMD100W	RTC Wedge MD 100pc Wedges	12
WMD500W	RTC Wedge MD 500 pc Bulk Wedges	1
WMD132	RTC Wedge MD Red 1/32 (1mm) Clips 200 pc.	12
WMD132BULK	RTC Wedge MD Red 1/32 (1mm) Bulk Clips 2000 pc.	1
WMD116	RTC Wedge MD White 1/16 (1.5mm) Clips 200 pc.	12
WMD116BULK	RTC Wedge MD White 1/16 (1.5mm) Bulk Clips 2000 pc.	1
WMD332	RTC Wedge MD Blue 3/32 (2mm) Clips 200 pc.	12
WMD332BULK	RTC Wedge MD Blue 3/32 (2mm) Bulk Clips 2000 pc.	1
WMD18	RTC Wedge MD Black 1/8 (3mm) Clips 200 pc.	12
WMD18BULK	RTC Wedge MD Black 1/8 (3mm) Bulk Clips 2000 pc.	1
LSCPP	Universal Protection Plates 100 pc. Box	10



All products shown are backed by the Shield of Approval.
CALL 262-432-0877 • RTCPRODUCTS.COM



WEDGE MD KITS TILE LIPPAGE CONTROL SYSTEM




Wedge MD 1/16" Kit



Wedge MD 1/8" Kit

Level is desired but flat is REQUIRED!



Wedge MD Kits are the perfect way to try one of the most innovative lippage control systems available. Whether you are installing a small area, or looking for a great storage solution for your components, this is your answer!

Item #	Description	Case Qty
WMD116KIT	Wedge MD 1/16" Kit (200 Wedges, 400 1/16" Clips, 100 Universal Protection Plates)	1
WMD18KIT	Wedge MD 1/8" Kit (200 Wedges, 400 1/8" Clips, 100 Universal Protection Plates)	1

SPIN DOCTOR® LEVEL HEAD




T-pin design allows SDLH to be inserted after tile is installed in fresh mortar.



Comes in a ready to display packaging

100% REUSABLE Lippage Control & Rescue Clip System



Perfectly align tile surfaces with Spin Doctor Level Head

The Spin Doctor Level Head (SDLH) is a 100% REUSABLE lippage control & rescue clip system. This system allows users to achieve a smooth lip-free finish on a large variety of tile. With no need to purchase consumable components, this is one of the best investments that can be made by any installer.

Once tile is embedded into your mortar, use Spin Doctor Level Head to make any necessary micro-adjustments to ensure a flat finish.

It can also be used as a rescue clip when your primary leveling system experiences premature breakage of clips or posts.

- Holds tile flush & eliminates lippage
- Ideal for wall & floor tile up to 5/8" (17mm)
- Fits grout joints from 1/16" - 3/16"
- Use in conjunction with other leveling systems or spacers
- Designed with the original Spin Doctor Quick Spin Technology
- No additional tools required
- 100% reusable, saving both time & money
- Requires use of additional spacers

Item #	Description	Case Qty
SDLH	Spin Doctor Level Head 50pc. Box	12



Scan to watch the video



All products shown are backed by the Shield of Approval.


CALL 262-432-0877 • RTCPRODUCTS.COM




SPIN DOCTOR® TILE LIPPAGE CONTROL SYSTEM



Are You Using the Best Lippage Control System on the Market?



Easily spin the Leveling Cap down to the tile surface



*Anti-Friction Shield



New Clear View Shield dispensible packaging




The Knockout Rubber Mallet works great for removal



Eliminate hand fatigue. Just grip it and twist!

PROBLEM?

Lippage is caused by high or low tiles set improperly creating an undesirable install.



SOLUTION!



Easily spin the Leveling Cap down to the tile surface and tighten to perfectly align tiles.



Available Components:

- 1/32" (1mm) Red Threaded Spacer Post
- 1/16" (1.5mm) White Threaded Spacer Post
- 1/8" (3mm) Black Threaded Spacer Post
- 3/16" (5mm) Gray Threaded Spacer Post
- Leveling Cap
- Anti-Friction Shield *Recommended for all installations, but required on polished and natural materials.
- Torque Monster



Achieving a flush surface from one tile to another has never been easier. With the Spin Doctor Lippage Control System, you can spin the leveling cap down with ease to the tile surface in seconds. Other systems require tools, use of both hands or awkward repetitive motions which can cause user fatigue when installing large format tile. The Spin Doctor System uses a fast and precise free spin action that will accommodate most tile up to 3/4" (20mm).



Item #	Description	Case Qty
SDCAP	Spin Doctor Leveling Cap (Red) 100pc. Box	12
SD132	1/32"(1 mm) Red Breakaway Spacer Posts 250pc. Box	12
SD116	1/16"(1.5 mm) White Breakaway Spacer Posts 250pc. Box	12
SD18	1/8"(3 mm) Black Breakaway Spacer Posts 250pc. Box	12
SD316	3/16" (5 mm) Gray Breakaway Spacer Posts 250pc. Box	12
SDCVS	Anti-Friction Clear View Shield (Optional*) 100pc. Box	10
SDTM	Torque Monster Anti-Fatigue Tool (Optional)	10




All products shown are backed by the Shield of Approval.
 CALL 262-432-0877 • RTCPRODUCTS.COM



SPIN DOCTOR® BULK

TILE LIPPAGE CONTROL SYSTEM



Buy Spin Doctor Caps in bulk and save \$



Buy Spin Doctor 1/16" and 1/8" posts in bulk and save \$

Spin Doctor Bulk is Now Made in the USA!
Buy in Bulk and Save!

Customers asked and we listened. Spin Doctor caps are available in 400 piece bulk boxes.

- Bulk Caps are Available!
- Shorter Lead Time to Stock
- Supports USA Manufacturing



Item #	Description	Case Qty
SDCAP400	Spin Doctor Leveling Cap 400pc. Bulk Box	1
SD116BULK	1/16"(1.5 mm) White Breakaway Spacer Posts 2000pc. Bulk Box	1
SD18BULK	1/8"(3 mm) Black Breakaway Spacer Posts 2000pc. Bulk Box	1

SPIN DOCTOR® KITS



Spin Doctor Pro Kit
 200 Caps, 500 Posts, 100 Shields
 Available in 4 kit sizes



Spin Doctor Components

Four Convenient Ways To Save!

SD132KIT - The 1/32" Spin Doctor Kit is ideal for the installation of Gauged Porcelain Tile Panels (GTP) and complies with the ANSI A108.19 standard for installation in accordance with spacing and lippage tuning systems.

SD116KIT - The 1/16" Spin Doctor Kit is designed to be used as a spacer and lippage reducer when installing Grade A tile and stone that is manufactured with minimal to no size variation.

SD18KIT - The 1/8" Spin Doctor Kit is perfect for most installations that require the use of sanded or epoxy grout, and for materials with size variations of 1/32" or less.

SD316KIT - The 3/16" Spin Doctor Kit is optimal when installing irregular tile or pieces with size variations greater than 1/32" but less than 1/16" .

Item #	Description	Case Qty
SD132KIT	1/32" Pro Kit (200pc Caps, 500pc 1/32" Posts, 200 Shields)	1
SD116KIT	1/16" Pro Kit (200pc Caps, 500pc 1/16" Posts, 100 Shields)	1
SD18KIT	1/8" Pro Kit (200pc Caps, 500pc 1/8" Posts, 100 Shields)	1
SD316KIT	3/16" Pro Kit (200pc Caps, 500pc 3/16" Posts, 100 Plates)	1




All products shown are backed by the
 Shield of Approval.


CALL 262-432-0877 • RTCPRODUCTS.COM




LEVTEC Tile Leveling System provides a flat, flawless finish with ease.




Works great on walls & floors



Ensures flush transition from one tile to another



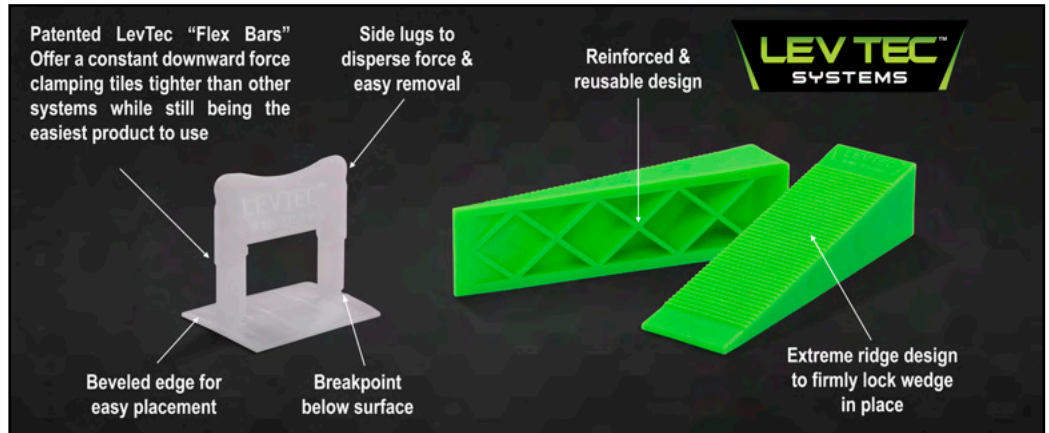
Flexible clips provide more holding pressure



Keeps pieces from shifting or sagging while mortar cures



2000 piece bulk boxes also available




There are many reasons to get your hands on the World's best clip and wedge system. LEVTEC clips are 10% larger, with the thinnest base on the market & flex bars add constant downward force. The reinforced wedge will outlast the rest. We are so sure these wedges will last, we are offering a lifetime guarantee against breakage. Drop into your nearest tile store and demand LEVTEC!

- Designed to create flawless tiling projects efficiently, every time
- Incredibly Easy To Use
- Speeds Up Installation
- Self spacing for 1/32", 1/16" & 1/8" grout joints
- Eliminates Lippage
- Easy Removal



Scan the QR code to watch the video



Item #	Description	Case Qty
LTWEDGE	LEVTEC Leveling Wedge 250pc./bag	8
LTCLIP132	LEVTEC 1/32" Leveling Clip 250pc./bag	12
LTCLIP116	LEVTEC 1/16" Leveling Clip 250pc./bag	12
LTCLIP18	LEVTEC 1/8" Leveling Clip 250pc./bag	12
LTCLIP116T	LEVTEC 1/16" Tall Leveling Clip 250pc./bag	12
LTPLIER	LEVTEC Pliers 1pc./bag	6
LSCPP	Universal Protection Plates 100pc./box	8
LTCLIP132BLK	LEVTEC 1/32" Leveling Clip 2000pc./ bulk box	1
LTCLIP116BLK	LEVTEC 1/16" Leveling Clip 2000pc./ bulk box	1
LTCLIP18BLK	LEVTEC 1/8" Leveling Clip 2000pc./ bulk box	1



All products shown are backed by the Shield of Approval.
CALL 262-432-0877 • RTCPRODUCTS.COM



LEVTEC KITS TILE LEVELING SYSTEM




LEVTEC 1/16" Kit
250 Wedges, 500 1/16" Clips, 100 Universal Protection Plates & 1 Pliers



LEVTEC 1/8" Kit
250 Wedges, 500 1/8" Clips, 100 Universal Protection Plates & 1 Pliers


The LEVTEC Standard Kits are the perfect way to eliminate lippage on every day installations




LEVTEC Tile Leveling System is designed to reduce or eliminate lippage when installing large format tile. By using LEVTEC, you can ensure the best possible result with minimal effort. Simply insert the self spacing clip below the tile then insert the wedge through the opening. Apply pressure to the wedge until adjacent tiles are flush. The LEVTEC clip is designed to break off clean below the top of the base leaving no residual plastic in the grout joint allowing for proper expansion and contraction.

Item #	Description	Case Qty
LT116KIT	LEVTEC 1/16" Kit (250 Wedges, 500 1/16" Clips, 100 Universal Protection Plates & 1 Pliers)	1
LT18KIT	LEVTEC 1/8" Kit (250 Wedges, 500 1/8" Clips, 100 Universal Protection Plates & 1 Pliers)	1

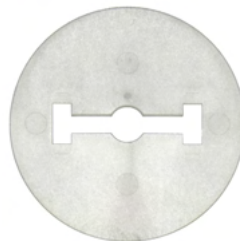
PROTECTION PLATE UNIVERSAL FOR MOST TILE LEVELING SYSTEMS



Protect Your Tile & Marble Surfaces. Works Great On Many Popular Leveling Systems



Works on rotating, wedge & strap systems



Works with Most Tile Leveling Systems

The Universal Protection Plate is designed for an added layer of protection, and improved functionality for virtually any leveling system available.

*Recommended for all installations, but required on polished and natural materials.



Serves 4 functions:

1. Eliminates friction on the material surface and converts lateral force into vertical pressure.
2. Protects delicate materials like natural stone and glass from scratching, while reducing premature wear on reusable system components.
3. Keeps mortar from squeezing up through the grout joint, prolonging the life of reusable pieces.
4. Transparent design allows unobstructed view of grout joints with certain style systems.

Item #	Description	Case Qty
LSCPP	Universal Protection Plates 100pc. Box	8




All products shown are backed by the Shield of Approval.


CALL 262-432-0877 • RTCPRODUCTS.COM




MLT SPACE & BREAK CLIP SYSTEM




Flat floors every time!



Tile spacer and a leveling clip for faster installations



Wedge, 1/16" & 1/8" size spacing clips available



Hand tighten, no tools needed!

All-in-One Spacer & Lippage Control



MLT Space & Break Wedge – Reusable Tile Leveling Wedge




The MLT Space & Break Wedge is the driving force behind the Space & Break system, applying consistent pressure across tiles to eliminate lippage. Engineered with a unique angled design, the wedge ensures clean clip breaks and perfectly flush tile surfaces. Built for professionals, it's durable, reusable, and designed to deliver precise results job after job.

Features & Benefits

- **Engineered Design** – Works with Space & Break clips to create clean, controlled breaks every time.
- **Consistent Pressure** – Provides even force across tile edges to eliminate lippage.
- **Precision Alignment** – Ensures tiles remain flush for a flawless finished surface.

MLT Space & Break Tile Leveling System – 1/16" & 1/8" Clips



Achieve perfectly spaced and level tile installations with the MLT Space & Break System. Designed for professionals and remodelers, these innovative clips function as both tile spacers and leveling clips, saving time and money on every job. Engineered for clean breaks and eco-friendly disposal, MLT delivers precision, speed, and sustainability to your tile projects.

Features & Benefits

- **Two-in-One Functionality** – Acts as both a tile spacer and a leveling clip for faster installations.
- **Clean Break Design** – Engineered to snap off cleanly with minimal effort, eliminating the need to cut away clip remnants.
- **Bulk Packaging** – Convenient 450-piece bag keeps installers supplied for large jobs.



Scan to watch the videos



Item #	Description	Case Qty
SBW	MLT Space & Break Wedges (450 pc. / bag)	4
SB116	MLT Space & Break 1/16" Spacer Clip (450 pc. / bag)	4
SB18	MLT Space & Break 1/8" Spacer Clip (450 pc. / bag)	4




All products shown are backed by the Shield of Approval.


CALL 262-432-0877 • RTCPRODUCTS.COM



NXT® PEDESTAL MAX




Superior performing system designed and built to last



Unique multifunctional, self correcting pivot head can be fixed or pivoting by use of the lock plug.




With 4" Extenders available, any height can be reached to achieve your design intent on terraces, balconies, roof terraces or outdoor areas.



Three product to cover all size requirements.

NXT® Pedestal Max provides an adjustable, high-performance solution for creating stable, level surfaces for decking, pavers, and tile installations.

Designed with triple-screw fine-tuning for precise height adjustments, this durable paver pedestal withstands up to 2,000 psi, making it ideal for high-traffic outdoor applications. Its integrated drainage system and sound-dampening head pad enhance stability and comfort, ensuring long-lasting performance.



Features & Benefits:

- Adjustable pedestal height from 1-3/4" to 5-3/4" for precise leveling
- Supports up to 2,000 psi for heavy-duty applications
- Integrated 5/32" spacer tabs for uniform joint spacing
- Sound-dampening pad reduces noise and vibration
- Weather-resistant, suitable for outdoor use

Less is More

NXT® Pedestal System only requires **3** products to have a complete system from 3/4" up to 41 1/2" and beyond.

- 1 **NXT® Pedestal Mini**
Single Pedestal Height Range = 3/4" - 1 3/4"
- 2 **NXT® Pedestal Max**
Single Pedestal Height Range = 1 3/4" - 5 3/4"
- 3 **NXT® Pedestal Extender**
Connected Pedestal Extender Height = 4"

NXT Pedestal Max



Range:

1-3/4" (45mm) → 5-3/4" (145mm)
Shown at lowest Shown at highest



Scan the QR code to watch the video

NXT Pedestal Extender



4" extenders with twist lock technology clip in fast to achieve heights of up to 41 1/2" and beyond.

Item #	Description	Case Qty
PD1-0002-01	NXT Pedestal Max	36
PD1-0003-01	NXT Pedestal Extender - 4"	24

See NXT Pedestal Mini option & additional accessories on following page 51.




All products shown are backed by the Shield of Approval.

CALL 262-432-0877 • RTCPRODUCTS.COM



NXT® PEDESTAL MINI & ACCESSORIES



Shown w/ 4 mm Spacer Tab

NXT® Pedestal Mini Range:

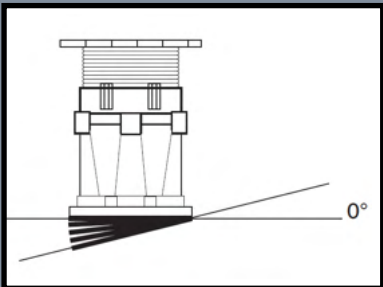
3/4" (20mm) → 1-3/4" (45mm)

Shown at
lowest

Shown at
highest



4 mm (5/32") Spacer Tab included with each pedestal.



Use stackable slope correctors until the pedestal is level.



Facer plate is used for creating risers

NXT Pedestal System Benefits (continued):

- Rapid water outflow
- Durable & load rated
- Sound acoustic performance
- Speed of installation
- Increase thermal insulation
- Excellent absorption for expansion
- Elevated system to run services, conduits & pipes
- Ease of maintenance
- Installs level with seamless connections


NXT® Pedestal Mini has options available to retrofit an elevated flooring system over existing substrates or new installs for areas with **limited or low level heights**.

Great for retrofitting and low height solutions

*Most applications use the NXT Pedestal Max but for installations requiring 3/4" to 1-3/4" of rise, use the NXT Pedestal Mini.

Item #	Description	Case Qty
PD1-0001-01	NXT® Pedestal Mini*	72

Additional Accessories:



1 mm
Rubber Shim



1°-3° Slope
Corrector




High Speed
Chuck



Maintenance
Key

Item #	Description	Case Qty
PD1-0004-02	NXT® Pedestal Rubber Shim	600
PD1-0005-02	NXT® Pedestal Slope Corrector	500
PD1-0009-02	NXT® Pedestal Base Pad	72
PD1-0011-03	NXT® Pedestal High Speed Chuck	1
PD1-0012-03	NXT® Pedestal Maintenance Key	25
PD1-0013-02	NXT® Multiplate	72
PD1-0015-02	NXT® Multiplate Facer	72
PD1-0014-02	NXT® Support Tray 24" x 24"	6
PD1-0020-02	NXT® Support Tray Fastener Kit	12

Special Order Items



NXT Pedestal
Concealed Uplift Plate
(adhesive required)



NXT Pedestal Plastic
Uplift Plug



NXT Pedestal Stainless
Steel Uplift Plug

Item #	Description	Case Qty
PD1-0007-02	NXT® Pedestal Concealed Uplift Plate	36
PD1-0008-02	NXT® Pedestal Plastic Uplift Plug	200
PD1-0010-02	NXT® Pedestal Stainless Steel Uplift Plug	200



All products shown are backed by the
Shield of Approval.

CALL 262-432-0877 • RTCPRODUCTS.COM



SUCTION² TILE LIFTER



Integrated texture ring



5" Squared Base with 4-1/2" diameter suction cup



Sometimes the smallest improvements yield the biggest results. Unlike standard round cups that tend to rock when pressure is applied, possibly requiring the use of a second hand to hold it steady, the "Suction²" design stabilizes the entire unit allowing for true one handed operation.

- Suction² minimizes rocking when engaged, allowing a more secure grip on materials for a true one handed operation
- The closed loop handle design will not reverse position under load
- Integrated rubber ring provides superior suction even on most textured tile
- Holds up to 110 pounds each
- Comfortable ergonomic handle
- Suction cups will hold firmly on most dust free smooth surfaces. If a void exists in the material, the suction could be compromised.

Item #	Description	Case Qty
STSQCUP	Suction ² Tile Lifter	12

POWER PRO VACUUM CUP



Protective carrying case



Red line indicator for vacuum pressure



Durable handle provides easy grip. Attaches easily to a variety of surfaces. Red-line indicator warns user of any vacuum loss. Check valve allows re-pumping without loss of remaining vacuum.

- Integrated pressure gauge
- 8" Diameter
- Works on various textured surfaces
- Hand pump activated
- Lifting Capacity: 125 lbs.

Item #	Description	Case Qty
STPPCUP	8" Power Pro Vacuum Cup w/ Pressure Gauge & Carrying Case	4



All products shown are backed by the Shield of Approval.

CALL 262-432-0877 • RTCPRODUCTS.COM



PISTOL GRIP ONE-HAND SUCTION CUPS



Easy one-hand operation



Perfect for holding tile to back butter

Squeeze. Click. Lift.

It is hard to believe a suction cup this small has this much power. Easy one-hand operation!



Scan the QR code to watch the video



- Up to 33 lbs. (15 kg) lifting capacity
- Suction cup diameter: 2³/₄" (70mm)

Comes in a ready to display peg holder package



- Up to 40 lbs. (18 kg) lifting capacity
- Suction cup diameter: 3¹/₂" (88mm)

Item #	Description	Case Qty
STPG	Pistol Grip Suction Cup	10
STPGXL	Pistol Grip XL Suction Cup	12

GRABO[®] HIGH FLOW POWERFUL ELECTRIC VACUUM SUCTION CUP



Included T-Bar has an on/off control to eliminate bending down to control



GRABO High-Flow comes in a durable carrying case

Built To Grip The Most Extremely Porous Materials

Discover the GRABO[®] HIGH-FLOW! The ultimate cordless power tool that grips the most extremely porous pavers.

Where GRABO leaves off, the HIGH FLOW picks up. This is the most powerful tool we've created. With a vacuum flow rate of 1.5 cubic meters per minute, never before has there been a handheld portable vacuum tool this powerful that grips the most porous materials out there. With our brilliant new pistol grip design; easily lift, grip, move, or install heavy and porous materials on the job site with precision and trust.

Item #	Description
GHF-V1	GRABO [®] HIGH-FLOW

400mm Suction Plate is not included, but is available as an add-on to your GRABO[®] kit



GRABO[®] HIGH-FLOW Kit Includes:

- Tool
- Suction plate 300 with two (2) SMART CUT foam seals
- Two (2) GRABO HIGH FLOW Batteries
- Battery Charger
- T-Bar handle attachment with wired remote control ON/OFF Cable
- Extra Filter
- HIGH FLOW Canvas Carrying Case



Scan the QR code to watch the video



All products shown are backed by the Shield of Approval.

CALL 262-432-0877 • RTCPRODUCTS.COM



GRABO[®] OTTOVAC THE ELECTRONIC 8" SUCTION CUP




Auto shutoff sensor ensures proper suction to not compromise material



Pressure gauge visually ensures suction



Great for shower glass installs



Perfect for walls. Use two for even more lifting power.



4 AA batteries required (batteries not included)

The OTTOVAC is a brand new power tool that is going to change the way you install glass, tile or any smooth flat material.

This portable electric vacuum 8" cup presents itself as a traditional pump action style cup, however it engages to the surface with the simple push of a button.

Tested to lift up to 440 lbs.!




- No Pumping
- More Power
- Great Value



Comes with a protective carrying case

- The tool is rated to safely hold up to 200kg/440lbs!
- When the vacuum level drops below -55 kPa, the pump will automatically restart
- Tool comes with the revolutionary automatic on / off sensor.
- Fully electric, works on 4-AA batteries; no manual pumping required
- Dependability: No longer be frustrated with the manual cups losing pressure and losing suction to your material. OTTOVAC takes the guesswork out of it
- Works on lightly textured surfaces

Made for construction professionals, glass & large format tile handlers.



A must have for handling glass



Works great on smooth large format tile & GPTP

Scan the QR code to watch the video for glass handlers



Scan the QR code to watch the video for tile installation



Item #	Description	Case Qty.
OV-V1	GRABO [®] OTTOVAC Electric 8" Suction Cup	6
TB26000	GRABO [®] OTTOVAC Rechargeable Battery Pack	6



All products shown are backed by the Shield of Approval.

CALL 262-432-0877 • RTCPRODUCTS.COM



GRABO[®] CLASSIC POWERFUL ELECTRIC VACUUM SUCTION CUP



Comes with protective carrying bag



Pressure gauge visually ensures suction



Rubber button cover protects against dust & moisture



Amazing design for ultimate suction strength



Impressive lifting strength on textured surfaces

World's first portable electric vacuum lifter!
Grab rough, porous and even wet surfaces.

The GRABO is a powerful electric vacuum suction cup that makes heavy lifting easy. Strong, secure, multipurpose and cordless, the GRABO[®] is designed to grab almost any surface and lift heavy objects with ease!

Tested to lift 375 lbs.!



Includes: Protective Bag, battery, AC adapter and plastic protective cover

Scan the QR code to watch the video



Made for construction professionals, glass handlers, woodworkers, warehouse personnel and moving experts.



Works great on textured or smooth large format tile & GPTP



A must have for placing wall and floor tile and minimizing risk of damage

Max Lifting Force - Lifting force under different conditions

This table provides a rough estimation of the max perpendicular adhesion force and max parallel adhesion force on different materials. These values may vary depending on material and surface conditions.

	Perpendicular Hold	Parallel Hold	P/P Ratio
Glass	375lbs (170kg)	265lbs (120kg)	0.7
Metal	242lbs (110kg)	242lbs (110kg)	1
Plastic	220lbs (100kg)	220lbs (100kg)	1
Wood	220lbs (100kg)	143lbs (65kg)	0.65
Ceramic Tile	375lbs (170kg)	265lbs (120kg)	0.7
Rough Concrete	176lbs (80kg)	176lbs (80kg)	1
Dry Wall	165lbs (75kg)	143lbs (65kg)	0.87
Rough Slate	176lbs (80kg)	176lbs (80kg)	1

Item #	Description	Case Qty.
GRABO	GRABO [®] Vacuum Suction Cup	4
STGRABOSEAL	GRABO [®] Replacement Rubber Foam Seal	1

See additional specialty seals on page 58.



All products shown are backed by the Shield of Approval.

CALL 262-432-0877 • RTCPRODUCTS.COM



DEWALT GRABO® LIFTER 20V MAX



Easily lift and securely place large format materials




Large LED display for easy visibility



Compatible with all Dewalt 20V batteries



Replaceable foam rubber seals & dust filters available



Impressive lifting strength on textured surfaces

Ready to revolutionize your material handling?
High Load Capacity - Lift heavy materials with a lift-load capacity of up to 265 lbs!

Grab and lift construction materials with the DEWALT® 20V MAX* GRABO LIFTER. With a lift-load capacity of up to 265 lbs. MAX†, this Lifter utilizes a powerful electric vacuum pump to lift a wide range of heavy construction materials including glass, tile, and metal, as well as semi-porous materials like wood, drywall, concrete and natural stones.

Dewalt Grabo Bare Tool shown here



Scan the QR code to watch the video



• Versatile Performance

Works with a wide range of both non and semi-porous materials including rough textured surfaces.

• Built-In Pressure Sensor

Confidently take on applications with the built-in pressure sensor that automatically engages to help maintain the vacuum suction.

Applications:

- Tile
- Drywall
- Glass (Thicker than 3mm)
- Panel Installation
- Builder
- Remodeler
- MEP
- Landscaping

Available in Tool-Only or Kit with Battery

Dewalt Grabo Bare Tool Includes:

- (1) 20V MAX* GRABO Lifter (Tool Only)
- (1) Sunshade Accessory
- (1) Seal Guard Accessory
- (3) Replacement Dust Filters
- (1) Foam-Rubber Seal (DZE591)

Dewalt Grabo Kit Includes:

- (1) Dewalt Grabo Bare Tool and included items
- (1) DCB203 Battery
- (1) Charger
- (1) Fabric Kit Bag



Additional Features

- **Bright Led Control Screen** - Stay in control with a color LED screen and digital pressure gauge that communicates load capacity and operational mode.
- **Audio Alarm** - Be alerted when battery charge reaches critically low levels.
- **Convenient Maintenance** - Quickly replace the foam-rubber vacuum seal and utilize the protective seal cover (Included) when in storage.
- **Visibility In Sunlight** - Help visibility in direct sun light with the included sun shade accessory.

*****Dewalt 3 Year Limited Warranty, 1 Year Free Service, 90 Days Satisfaction Guaranteed*****

We're confident of the quality of our products, and we'll repair, without charge, any defects due to faulty materials or workmanship within the specified warranty.

Item #	Description	Case Qty.
DCE592B	Dewalt GRABO® Bare Tool	4
DCE592D1	Dewalt GRABO® Kit w/ Battery	4



All products shown are backed by the Shield of Approval.

CALL 262-432-0877 • RTCPRODUCTS.COM



GRABO[®] PRO POWERFUL ELECTRIC VACUUM LIFTER

Advancements & Features



Red Wait/Green Ready Light
Let the light be your guide.
Green means go.



Updated Buttons

Waterproof rubber covered buttons help to repel moisture and dust.



Slimmer Handle

More comfortable ergonomic handle design.



Includes:

- Protective bag
- Battery
- AC adapter
- Suction ring
- Plastic protective cover

The World's first portable electric vacuum lifter just went PRO!
The same amazing GRABO product, but with these new advancements & features

The GRABO Pro-Lifter is designed for professionals. Unlike the other gigantic solutions, the tool is portable and handy.

Tested to lift 375 lbs.!



Scan the QR code to watch the video



Living up to the promise of "Heavy Lifting – Made Easy", the GRABO Pro is equally effective on smooth as well as coarse surfaces. The Pro-Lifter has a pumping capacity of 20 liters per minute, a best in class. So, say good-bye to unreliable, and often dangerous, manual suction cups for the job. With GRABO Pro you double your work efficiency with enhanced safety.

The tool is ergonomically designed to provide better grip and less fatigue when moving heavy objects. The tool is an effective vacuum lifter even for dusty, semi-porous or rough surfaces. The tool works perfectly with glass, wood, ceramic tiles, metals and other materials. Just like the Classic version, the powerful vacuum pump and rechargeable battery pack are concealed within the grab handle.

Advancements & Features - cont.



Digital Display

The analog gauge is replaced by a digital display with smart settings for both pressure & weight (psi, bar, kg & lb) to ensure suction & safe lifting capacity.



Automatic Function

Simply press the green button & it will stop automatically when it reaches complete seal. It will also turn on when needed to keep suction with more porous material.

Item #	Description	Case Qty
GRABOPRO	GRABO [®] PRO Automatic Vacuum Lifter	4
GRABOPROHC	GRABO [®] PRO Automatic Vacuum Lifter w/ Hard Case	1
RK13001	GRABO [®] Replacement Rubber Foam Seal	1



All products shown are backed by the
Shield of Approval.
CALL 262-432-0877 • RTCPRODUCTS.COM



GRABO® ERGUO LIFTING ATTACHMENT



Simply attach to the lifting lugs. No tools needed!



Lift & maneuver pavers

The perfect GRABO addition!
The Erguo allows you to stand upright while using the GRABO.

The Erguo GRABO Attachment is a portable lifting attachment for GRABO Pro & Classic models. Simply attach the Erguo to your GRABO on the four lifting lugs and a secure connection has been made – The Erguo spares you the need to bend over and cause unnecessary strain on your knees and back.



Scan the QR code to watch the video



GRABO sold separately



Item #	Description	Case Qty
ERGUO	GRABO® Erguo Lifting Attachment	1

GRABO® SEALS

BRACE, SLENDER, ROCK SEAL & FOAM RUBBER SEALS



Brace Seal

Grips thin materials without breaking, popping, or bending.



Repl. Rubber Foam Seal
 Replace the worn seal for maximum lifting power



Brace Seal - A full silicon footprint seal designed for glass and other thin materials less than 6mm thick.



Scan the QR code to watch the video



SlenderSeal - For surfaces with a longer narrow surface area, such as long tiles, pavers, pipes & cut to size bench tops. Max lifting: 132 lbs.



Scan the QR code to watch the video



Rock Seal - Designed specifically to hold tight to extremely rough, hard surfaces with up to 10 mm surface profile.



Scan the QR code to watch the video

Item #	Description	Case Qty
BS-21951	GRABO® Brace Seal for Thin and Fragile Material	1
RK23002	GRABO® Slender Seal for Narrow Materials	1
RK23001	GRABO® Rock Seal for Heavy Texture	1
RK13001	GRABO® Replacement Rubber Foam Seal	1

Lifting capacity varies per seal and material lifted.



All products shown are backed by the Shield of Approval.

CALL 262-432-0877 • RTCPRODUCTS.COM



VIBRALIFT VIBRATING TILE TAMPER



Variable speed trigger



Bullseye level



High-capacity lithium-ion battery



Suction cup locking lever



Shown with optional Anti-Friction Vibration Plate



Handheld Electric Tile Tamper

Works great on all types of tile surfaces!

Ideal for large format tile installs!

Use the Vibralift hand-held vibrating tile tamper cup to ensure perfect mortar coverage and eliminate voids.

Scan the QR code to watch the video



- Large suction cup for uniform force
- Max lifting capacity of 110 lbs (50KG)
- Lever style suction cup lock
- Vibration can be used with suction cup locked or open
- Variable frequency vibration removes air from setting material below tile



Lift up to 100 lbs. (50 kg)

- 1 Suction cup lock
- 2 Durable nylon body
- 3 Ergonomic rubber grip
- 4 Rechargeable Lithium-ion battery
- 5 Integrated bullseye level
- 6 Front stability handle
- 7 Variable speed trigger
- 8 No-mar suction cup

Lithium-ion capacity:
200mA

Charging current:
1.5A

Lifting capacity:
110 lbs

Vibration frequency:
0-10000 r/min

Operating voltage:
DC 16V

Charging time:
2 hours

Includes:
Case, charger & two batteries

Item #	Description	Case Qty
STVIBLIFT	Vibralift with Case	6
STVIBLIFTPLATE	Anti-Friction Vibration Plate	6
STVIBLIFTBATT	Vibralift Repl. Battery	1
STVIBLIFTCHG	Vibralift Charging Cable	1



All products shown are backed by the Shield of Approval.
CALL 262-432-0877 • RTCPRODUCTS.COM



SIGMA VIBRATOR TILE BEATER



Ergonomic cushioned handles



Lightweight and easy to handle anti-marking white 11.8" x 7.5" (30cm x 19cm) vibrating base



Grinder not included



Attach to any 5/8"-11 angle grinder with variable speed!

- Perfect for beating tiles & waterproof membrane
- Allows the correct expulsion of air
- When paired with a variable speed grinder (700 - 1400 W) the vibration intensity can be adjusted as needed

Item #	Description	Case Qty
42FP	Sigma Vibrating Tile Beater	1

FLEX FLOAT URETHANE GROUT FLOAT



Urethane base cuts tight to the surface



Flexible but firm



4" x 9"

Non-Slip Comfort Grip Handle

- Flexible Urethane ensures a polished finish on textured tile & stone
- Works on all grout types
- Non-slip comfort grip handle reduces hand fatigue

Item #	Description	Case Qty
GFFLEX	Flex Float Urethane Grout Float	20




All products shown are backed by the Shield of Approval.

CALL 262-432-0877 • RTCPRODUCTS.COM



SMART FLOAT SYSTEM

Handle and 3 Pads
Hard **Medium** **Soft**
 (red) (gray) (white)




Sharp crisp edges cut clean to the tile surface



"We've got this in the bag!"



Individual float comes with a handle and red pad. Replacement pads available in convenient two pack.



Choose the right pad for your grouting application

Same great product, fresh new look.



Kit with handle & 3 pads
 Pad dimensions: 3 1/2" x 9 1/2"

Take your pick! RTC Products has developed a full smart float system that allows users to choose the correct float pad for the various types of grout and tile surfaces. Choose between a soft, medium or hard rubber pad to cover virtually any grouting application.



Pad stays firmly in place during use and peels off with ease for replacement.

Hard	Medium	Soft
Ideal use:	Ideal use:	Ideal use:
<ul style="list-style-type: none"> • Epoxy grouts • Rectified tile 	<ul style="list-style-type: none"> • Universal and can be used with any grout 	<ul style="list-style-type: none"> • Single component grouts • Glass tile • Irregular surface tile

- Save over 50% of your grout float expenses with the reusable handle & replacement pads.
- Perfect fit ergonomically designed handle creates less hand & wrist stress.
- Lightest professional grout float on the market. The lighter the float the less fatigue on the user.

Item #	Description	Case Qty
GFSMART	Original Smart Float w/ Red Rubber	12
GFSFKIT	Smart Float Kit (Handle and 3 Pads)	12
GFSFP2	Red Smart Float 2 pc. Repl. Pad (Hard)	6
GFSFPG2	Gray Smart Float 2 pc. Repl. Pad (Medium)	6
GFSFPW2	White Smart Float 2 pc. Repl. Pad (Soft)	6
GFSFH	Smart Float Handle	12



All products shown are backed by the Shield of Approval.
 CALL 262-432-0877 • RTCPRODUCTS.COM



SLIM FLOAT



Cover more area at once



Ultra thin design for tight spaces

Tight spaces have met their match!



This 3"x15" solid rubber float is designed for almost any grout on the market today. The super sharp edges remove more grout residue from the tile surface, making your clean up faster and easier. With the added length, it also gives you the ability to grout hard to reach areas, such as toe-kicks, without the need of a special float.

- Lightweight rigid construction for greater durability
- Extra length for toe kicks and other hard to reach areas

Item #	Description	Case Qty
GFSLIM	RTC Slim Float	12

PEDAL ROLLER COMMERCIAL GROUT STATION



2 pc. threaded metal pole for easy transport



Pedal that controls double rollers for wringing sponge

Cut grout clean-up time by up to 50%!



Perfect for cleaning grout from floors and walls while standing up and keeping hands dry.

Kit Includes:

- 8.5 gallon bucket with wheels
- 5" x 11" Sponge Float w/ Handle
- 17" x 5" Sponge Float w/ 2pc. Pole
- Removable grid
- Non-skid rubber wheels

Watch the video



Item #	Description	Case Qty
WBPR	Pedal Roller Commercial Grout Stations	1
WBPRP	Replacement Pole Sponge 17" x 5" w/ Velcro	1
WB2POLE2	Replacement Two Piece Pole	1
WB292-15	Replacement Float Head Without Pole	1

Compatible with WBRS, WBRSC, WBRSEP, WBRL, WBRLC from Rockin Roller (see page 63)



All products shown are backed by the Shield of Approval.

CALL 262-432-0877 • RTCPRODUCTS.COM



ROCKIN ROLLER GROUT BUCKET

Rock and Roll your grout clean from tile surfaces 50% faster than using a standard hand sponge.




Stronger bucket design

With our Rockin Roller Grout Washing Bucket, you will achieve maximum results with full uniform grout joints from one tile to the next.

Your hands remain dry and free from the cold.

- One handle for all available attachments
- Numerous sponge sizes & styles available
- Super fast results while maximizing full joints
- Less haze on final cleaning
- Uses 1/3 less water on the jobsite
- Ribbed rollers for maximum water extraction
- Rollers are pitched to keep water in the bucket

Item #	Description	Case Qty
WBRR	Rockin Roller Grout Bucket (Includes Sponge and Handle)	4
WBRS	5"x11" Replacement Sponge	24
WBRSC	5"x11" Replacement Sponge w/cuts	24
WBRSEP	5"x11" Replacement Epoxy Sponge	24
WBRL	7"x14" Replacement Sponge	24
WBRLC	7"x14" Replacement Sponge w/cuts	24
WBRSH	Replacement Sponge Handle	12



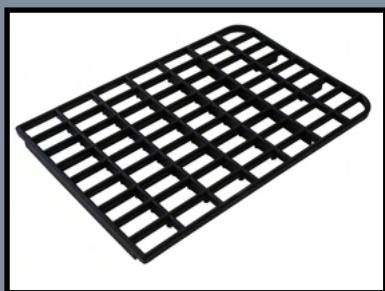
Wipes clean in one pass



Reusable handle with replaceable sponge



Anti skid rubber wheels



Heavy duty plastic grid



Ribbed rollers for maximum water extraction



All products shown are backed by the Shield of Approval.
CALL 262-432-0877 • RTCPRODUCTS.COM



HIGH ROLLER GROUT BUCKET



Special hole pattern designed for maximum extraction



Cut sponges picks up more sand on initial wash



Form-fitted cushion grip sponge handle



Snap on lid keeps components neatly contained



Easily maneuver with swivel caster wheels



USE 30% LESS WATER **CUT GROUT CLEAN-UP TIME BY 50%** **NO MORE WET HANDS**



Convenient 6 piece pop display box

AMAZING RESULTS!

Kit Includes:

- Bucket w/ Handle
- Sponge Float w/ Handle
- Removable Grid
- Dual Roller Rack

Optional:

- Grout Bucket Plastic Lid
- Water Tray Capacity:**
- 24 Liters / 6 Gallons



Cut grout clean-up time by up to 50%. Save hours of back breaking work especially on larger tile jobs. Our sponges last up to 5,000 square feet.

Item #	Description	Case Qty
WBHR	High Roller Grout Bucket	6 (POP)
WBSF	High Roller Sponge Float w/ Cut Sponge	24
WBHRLID	High Roller Sponge Lid (optional)	2
WBRW	High Roller Replacement Wheels	2
WBHRRR	High Roller Replacement Roller	2
WBHRRG	High Roller Replacement Grate	2
WBHRRBH	High Roller Replacement Bucket Handle	2



All products shown are backed by the Shield of Approval.

CALL 262-432-0877 • RTCPRODUCTS.COM



WRINGO ELECTRIC SPONGE WRINGER



Extra long 25' cord



Unique roller design agitates sponges clean



Spring loaded nylon rollers wring sponges virtually dry



Waterproof bi-directional switch (forward/reverse)



Wrings sponge out perfectly every time

Tired of wringing sponges?



Increase your productivity up to 100%!

Save Time!
Save Money!
Save your Hands!

* Sponges & bucket sold separately
* Not recommended for epoxy



The WrinGo sponge machine from RTC is the easiest way to save your hands from fatigue while having a consistently damp sponge for grout cleaning. The patented squirrel cage design agitates the sediment from your sponges before sending them through the wringer. The solid nylon rollers extract the maximum amount of water leaving you with a damp sponge that eliminates pigment washout.

- *Stainless steel construction for extreme durability*
- *Designed to work with today's most popular sponges (*not for use with Block MF Pro)*
- *Extra long 25' cord reaches most work areas without an extension cord*
- *Fits standard 5 & 6 gallon buckets*
- *Saves on labor costs*
- *Reduces risk of carpal tunnel*
- *Integrated safety switch engages on bucket rim to reduce accidents*

Item #	Description	Case Qty
WRINGO	WrinGo Electric Sponge Wringer	1



Scan to watch the video



All products shown are backed by the Shield of Approval.

CALL 262-432-0877 • RTCPRODUCTS.COM





1.

Protective case w/ cover & bungee for WrinGo Storage



2.

Workstation cover becomes a rolling base



3.

Standing work height for walls & backsplashes



Legs are stored under the cover to raise the Workstation to standing height



Non marring swivel caster wheels for easy mobility

The WrinGo Mobile Workstation is a must have addition to the WrinGo Electric Sponge Wringer!

1. Protective Case 2. Rolling Water Basin 3. Standing Work Height



The WrinGo Mobile Workstation transforms to your use, weather acting as a case during transport, in low rolling mode for floors, or standing tall for vertical applications, the WrinGo Mobile Workstation is not AN accessory...it is **THE** accessory

- A protective case with cover that transforms into a water basin with dolly, & legs for standing work height on walls and backsplashes
- Swivel wheels for easy mobility
- Cover has ventilation holes for drying
- Basin tray holds 6 gallons of water for sponge cleaning
- Efficient and saves on labor costs
- Multi level settings provide a more comfortable working height

Item #	Description	Case Qty
WRINGOMWS	WrinGo Mobile Workstation	1

* Sponges & WrinGo Electric Sponge Wringer Sold Separately



Scan to watch the video



All products shown are backed by the Shield of Approval.
CALL 262-432-0877 • RTCPRODUCTS.COM



BLOCK MF PRO TWO-SIDED MICROFIBER FINISHING SPONGE



The perfect sponge for final grout cleaning



For effective rinsing & longevity, squeeze as shown above

Two-sided microfiber cleans up to 3x's more area than a traditional sponge



Dimensions:
6.75" x 4.25 x 2.25"

Tested & approved by contractors...
"A magic sponge, this thing works great!"
"The best microfiber sponge I have ever used"

Item #	Description	Case Qty
SPBLOCKMF	Block MF Pro Sponge	12

This two-sided proprietary microfiber sponge is ideal for final grout cleanup & polishing. The Block MF Pro's size & shape are ideal for comfort of use. The maximum surface contact allows for a cleaner wipe and the two-sided design equals half the rinses. Works great with all grouts. Square edges glide over the grout joints and clean into corners. This sponge is also great for general cleaning.



Convenient 12 pc display box with slide off top

*Not for use with the WrinGo

EPOXY SCRUB SPONGE



Emulsify epoxy or sanded grout



Open cell nylon for easy rinsing



Dimensions: 7 3/4" x 5 1/2" x 2"

This super soft scrub sponge works great for emulsifying epoxy or sanded grout during clean up. The open cell design allows grout to release from the sponge to avoid build up. The nylon material will not break down with epoxy chemicals.



Now Made in the USA



- 200 piece bale contains two 100 piece sealed pouches
- Ask about multiple bale discounts

Item #	Description	Case Qty
EPXL	Black Epoxy Scrub Sponge	200



All products shown are backed by the Shield of Approval.
CALL 262-432-0877 • RTCPRODUCTS.COM



HYDRA SPONGE HYDRAPHILIC SPONGE



Small cell structure for smooth finish



Perfect size, shape & density to promote full grout joints



Dimensions: 7 5/8" x 5 1/2" x 2"

Tried and true, the HYDRA Grout Sponge will provide results like never seen before! With smaller cells than a traditional grout sponge, you are sure to leave your joints full while achieving a super smooth finish in less time. They are also extremely resistant to break down and collapse during use.

Now Made in the USA



- Made in the USA
- More dense than lower quality competitors
- Won't rip or tear easily
- Longer lasting
- Rounded edges help to keep grout joints full
- Ideal for use with WrinGo Electric Sponge Wringer



- 200 piece bale contains two 100 piece sealed pouches
- Ask about multiple bale discounts

Item #	Description	Case Qty
TGXL	XL Hydra Sponge	200
TGM	Medium Hydra Sponge	200

ABRASIVE SCRUB PAD & HANDLE



White: Lower Abrasive
Red: High Abrasive



20 pc. retail boxes



The RTC Abrasive Scrub Pads are a must-have for any tile installation. Whether using them to emulsify grout, remove dry mortar, or grout haze, they require less effort without damaging the material.

The comfort grip handle is reusable & features a Velcro bottom to hold the pad in place. *Sold separately

Pads sold in 20 piece easy to stack boxes

Item #	Description	Case Qty
SPSPW20	White Scrub Pad (Lower Abrasive)	1
SPSPR20	Red Scrub Pad (High Abrasive)	1
SPSPH	Scrub Pad Handle w/ Velcro	12




All products shown are backed by the Shield of Approval.


CALL 262-432-0877 • RTCPRODUCTS.COM



DIAMOND TURBO FAN CUP WHEELS



5/8" - 11 threaded arbor



7/8" - 5/8" arbor with reducer




Diamond Turbo Fan Cups from RTC Products are specially formulated for stone work. They are used to grind, shape, bevel, scarify and de-burr various materials, such as concrete and thinset. They are great for removing stocks like glue, paint, epoxy and terrazzo.

- 6mm segment height

Item #	Description	Arbor Size
DB4TFCUP14	4" Turbo Fan Cup (14 Segment)	7/8" - 5/8" w/ reducer
DB45TFCUP18	4 1/2" Turbo Fan Cup (18 Segment)	5/8" - 11 threaded
DB7TFCUP24	7" Turbo Fan Cup (24 Segment)	7/8" - 5/8" w/ reducer
DB7TFCUP24T	7" Turbo Fan Cup (24 Segment)	5/8" - 11 threaded

T SEGMENT CUP WHEELS



Extremely aggressive for ultra fast material removal



Available in 2 sizes
4.5" & 7"



Ultra fast material removal on concrete, masonry & stone.

- Long Life
- 5mm segment height
- 5/8" - 11 Thread

Item #	Description
DB45CUPT	4.5" T Segment Cup Wheel
DB7CUPT	7" T Segment Cup Wheel



All products shown are backed by the
Shield of Approval.
CALL 262-432-0877 • RTCPRODUCTS.COM




DIAMOND FLAP DISC • SHAPE • PROFILE • CHAMFER



Works great with RTC's 5" Variable Speed 110V Angle Grinder!



Convenient ready to display packaging with product view window



Available in 60, 120 & 200 grit diamond & sandpaper combination

Use dry only
Max RPM: 11,000 RPM
Arbor: 7/8"



Scan the QR code to watch the video

The 4 1/2" RTC Diamond Flap Disc is the perfect accessory for shaping and profiling with an electric grinder. Achieve your desired results on ceramic, porcelain, stone & metal in less time and with less effort.



Item #	Description	Case Qty
GP45FD60	4 1/2" Diamond Flap Disc #60 Grit	10
GP45FD120	4 1/2" Diamond Flap Disc #120 Grit	10
GP45FD200	4 1/2" Diamond Flap Disc #200 Grit	10

DIAMOND POLISHING HAND PADS




Use for Sanding or Polishing materials such as:

- porcelain • ceramics • marble
- granite • glass • concrete
- terrazzo • quartz surfaces



Scan the QR code to watch the video



- Excellent hand polishing performance and convenient to use on the jobsite with minimal dust
- Long lasting electroplated diamond surface is abrasion resistant and uses nickel plated technology to hold each individual diamond in place
- Comfortable Foam Grip

Item #	Description	Case Qty
GPPADKIT	Diamond Polishing 4pc. Hand Kit	1
GPPAD60	Diamond Hand Pad #60 Grit	12
GPPAD120	Diamond Hand Pad #120 Grit	12
GPPAD200	Diamond Hand Pad #200 Grit	12
GPPAD400	Diamond Hand Pad #400 Grit	12



All products shown are backed by the Shield of Approval.

CALL 262-432-0877 • RTCPRODUCTS.COM



BACKER PADS ULTRA FLEXIBLE, FLEXIBLE & ALUMINUM



Rigid Backer Pad with Hat Trick Polishing Pads on the RTC grinder & Backdraft




Strong Hook & Loop for secure hold




Ultra Flexible

Flexible



Rigid



Works great on the RTC 5" Grinder with our Killer Bee & Hat Trick Polishing Pads

Item #	Description	Case Qty
GP4BACKUF	4" Ultra Flexible Backer Pad w/ Velcro	6
GP4BACKF	4" Flexible Backer Pad w/ Velcro	6
GP4BACKA	4" Aluminum Backer Pad w/ Velcro	6




Display ready packaging

KILLER BEE DRY/WET POLISHING PADS



Dry Set Includes:
50, 100, 200, 400, 800, 1500,
3000, Final Buff White & Black
Buy in full set or individually



No Water Needed!

Great for on the job polishing where water is not possible. This 4" pad has a unique honeycomb design with Velcro mounting.

Tested & proven to provide better results at a better price

Item #	Description
GP4DRYSET	4" Dry Diamond Pad Set 9pc.
GP4DRY50	4" Dry Diamond Pad 50 Grit
GP4DRY100	4" Dry Diamond Pad 100 Grit
GP4DRY200	4" Dry Diamond Pad 200 Grit
GP4DRY400	4" Dry Diamond Pad 400 Grit
GP4DRY800	4" Dry Diamond Pad 800 Grit
GP4DRY1500	4" Dry Diamond Pad 1500 Grit
GP4DRY3000	4" Dry Diamond Pad 3000 Grit
GP4DBUFFB	4" Dry Final Buff Black
GP4DBUFFW	4" Dry Final Buff White




All products shown are backed by the
Shield of Approval.

CALL 262-432-0877 • RTCPRODUCTS.COM




HAT TRICK HYBRID 3 PIECE WET/DRY POLISHING PADS




Time saving 3 step polishing system




Rigid Backer Pad with Hat Trick Polishing Pads on the RTC grinder & Backdraft



Arbor hole for wet polishers



Polish all natural stone, porcelain & glass, including dark granite



Multiple backer pads available



The innovative technology of the Hat Trick Hybrid 3 piece Diamond Polishing Pads will accomplish a high gloss finish on a variety of materials. Now in three simple steps you can achieve or exceed the results of traditional seven step methods, reducing work time up to 60%. The results are amazing especially on darker color granite!

For use on: Marble, Granite, Porcelain, Glass, Concrete and Engineered Stones

As Easy As
1-2-3

Features:

- Up to 60% more efficient
- Provides factory like finish quick & easy
- Can be used wet or dry
(Wet only on quartz and engineered stone)

Another great combination! Make sure to check out the Backdraft Dust Containment System (shown on page 73) to reduce dust.



The Winning Combination

Item #	Description	Case Qty
GP4HT	4" - 3 Piece Hat Trick Pad	6
GP4PAD1	4" Hat Trick Step 1 Replacement Pad	6
GP4PAD2	4" Hat Trick Step 2 Replacement Pad	6
GP4PAD3	4" Hat Trick Step 3 Replacement Pad	6



Scan the QR code to watch the video



All products shown are backed by the Shield of Approval.

CALL 262-432-0877 • RTCPRODUCTS.COM



BACKDRAFT DUST REDUCTION SYSTEM

Use the Backdraft along with these RTC Products to reduce dust



Cutting/Grinding

Works great when cutting w/ our Rock Star Blade and other amazing RTC blades



Drilling

RTC offers a variety of hole saws to choose from



Polishing

Use with the HatTrick 3 Step Polishing System. Cut polishing time up to 60%




Complete the package with the RTC 5" Variable Speed Grinder

Significantly reduce dust while dry cutting, drilling & polishing

The Backdraft Dust Reduction System has changed indoor cutting forever. Pairing it with a high CFM vacuum, you can now contain a majority of the dust created by dry cutting, drilling and polishing. Using negative air pressure, the Backdraft will draw airflow from below and around your material, guiding dust to the vacuum slot for efficient particulate control.


Only 11 lbs.




Vacuum port



Scan the QR code to watch the video




Comfort Grip Handle



Removable cover for easy clean out



Vacuum Port* (Adapter may be required)



Rubber feet keep the unit in place & reduces risk of scratching

* Vacuum adapter not included

Item #	Description	Case Qty
PTBACKDRAFT	Backdraft Dust Reduction System	1




All products shown are backed by the Shield of Approval.
CALL 262-432-0877 • RTCPRODUCTS.COM



ROCKIN' RED DRESSING STONE



Shatter resistant rubber bond



Cut into the stone to sharpen diamond products



The Rockin' Red Dressing Stone has a higher concentration of Alumina (Aluminum Oxide), which is proven to be the main component in sharpening and maintaining your sintered diamond products.



Scan the QR code to watch the video


- Higher concentration of aluminum oxide
- With just a few passes into our stone you will notice faster, cleaner cuts
- Sharpen & reactivate glazed over sintered diamond products such as:
 - Wet or dry diamond blades
 - Diamond core bits
 - Diamond grinding wheels
- Rockin' Red brings your blades back from the dead!

Item #	Description	Case Qty
DSRR	Rockin' Red Dressing Stone	10

MEAN GREEN DRESSING STONE



Super abrasive alumina



With just a few passes into our stone you will notice faster, cleaner cuts



Research has proven that glazed over diamond tools can be re-conditioned faster with a higher concentration of aluminum oxide. This stone has been tested by us and has shown to be the fastest & most effective dressing we've ever experienced.



Scan the QR code to watch the video

- Highest concentration of aluminum oxide available today
- Sharpen & reactivate glazed over sintered diamond products such as:
 - Wet or Dry Diamond Blades
 - Diamond Core Bits or Hole Saws
 - Diamond Grinding Wheels
- The "Mean Green" makes your diamonds cut clean!

Item #	Description	Case Qty
DSMG	Mean Green Dressing Stone	12




All products shown are backed by the Shield of Approval.

CALL 262-432-0877 • RTCPRODUCTS.COM



ROCK STAR BLADE SERIES



Impressive cuts on most material, including 2cm



Taller 10mm rim vs. competitor's shorter rim

Tested & Proven!



See the Rock Star in action. Scan here to watch the video.

The Rock Star Diamond Blade is a must-have general purpose tile blade designed to outlast and outperform competitors in its class. The super tall segment paired with a fine diamond concentration helps to eliminate chipping by releasing more diamond for extended periods of time. This is a show you don't want to miss!

Item #	Description	Arbor	Case Qty
DB4ROCK	4" x .060" Rock Star Diamond Blade	5/8"-7/8"	10
DB45ROCK	4 1/2" x .060" Rock Star Diamond Blade	5/8"-7/8"	10
DB7ROCK	7" x .060" Rock Star Diamond Blade	5/8"	10
DB10ROCK	10" x .060" Rock Star Diamond Blade	5/8"	10

GLASS MASTER LASER SERIES DIAMOND BLADE



Scan to see perfection



Extremely uniform fine grit diamond matrix for smooth, consistent cuts.



Don't forget a dressing stone. Keep your blade cutting like new.



Blowouts? Cracking? What a kick in the glass!

The Glass Master Laser Series is one of the thinnest, fastest, and smoothest cutting glass blades available. As materials continue to evolve, cutting products must follow suit. The new & improved Glass Master cuts through painted back, decorative, and laminated glass with laser precision.

Item #	Description	Arbor	Case Qty
DB4GM	4" x .050" Glass Master Diamond Blade	5/8", 20mm, 7/8"	10
DB45GM	4 1/2" x .050" Glass Master Diamond Blade	5/8", 20mm, 7/8"	10
DB7GM	7" x .050" Glass Master Diamond Blade	5/8"	10
DB8GM	8" x .050" Glass Master Diamond Blade	5/8"	10
DB10GM	10" x .050" Glass Master Diamond Blade	5/8"	10




All products shown are backed by the Shield of Approval.

CALL 262-432-0877 • RTCPRODUCTS.COM



T³ XTREME THE XTREME TRIPLE THREAT



Reinforced core for added stability



Thin kerf for speed & accuracy w/ taller rim height



- **Xtremely Fast**
- **Xtremely Precise**
- **Xtremely Quiet**

Take your performance to the XTREME! The T3 Xtreme takes the features of the original T3 to another level. Experience the speed, precision, and silent core in ways you never thought imaginable!

Item #	Description	Arbor	Case Qty
DB4T3X	4" x .060" T3 Xtreme Blade	7/8"-5/8"	10
DB7T3X	7" x .050" T3 Xtreme Blade	5/8"	10
DB10T3X	10" x .050" T3 Xtreme Blade	5/8"	10



Scan the QR code to watch the video

T³ MESH DIAMOND BLADE



Reinforced core for added stability



Unique mesh design for faster cutting with less heat to reduce chipping



- **Faster**
- **Cleaner**
- **Cooler**

The T3 Mesh is the newest addition to the T3 line of diamond blades. The unique segment design allows for faster cuts while keeping the blade cooler. Just like its siblings, the T3 Mesh includes the same Supercore technology adding to the precision and reduced noise when cutting.

All sizes have a tall 10mm rim height

Item #	Description	Arbor	Case Qty
DB45T3M	4 1/2" x .06" T3 Mesh Blade	7/8"-5/8"	10
DB7T3M	7" x .06" T3 Mesh Blade	7/8"-5/8"	10
DB10T3M	10" x .06" T3 Mesh Blade	5/8"	10



Watch the video



All products shown are backed by the Shield of Approval.


CALL 262-432-0877 • RTCPRODUCTS.COM



THE SHIELD THIN RIMMED TURBO DIAMOND BLADE



Shield diamond segment cuts smooth and fast



Thin rim design removes less material



**The RTC Shield...
move to the front of the line!**

Slow cuts? Too much chipping? The Shield Thin Rimmed Turbo from RTC Products is the answer! It is equipped with an aggressive yet smooth cutting diamond segment allowing for faster and cleaner cuts. Boasting a raised hub for stability and cooling holes to dissipate heat, the results will floor you!

Item #	Description	Arbor	Case Qty
DB4SHIELD	4" x .055" Shield Turbo	5/8", 7/8"	10
DB45SHIELD	4-1/2" x .060" Shield Turbo	5/8", 7/8"	10
DB5SHIELD	5" x .080" Shield Turbo	5/8", 7/8"	10

PORCELAIN RAZOR DIAMOND BLADE



The specially designed relief cuts help to keep the blade cool.



Blade Thickness .060



Porcelain's Hot!

It's also extremely hard to cut. Now more than ever, we need to update our equipment to handle this really dense material. The Porcelain Razor Blade will offer faster cutting and longer life on hard porcelain or granite tile while maintaining a perfectly smooth cut. Available Sizes: 4" Dry, 4 1/2" Dry, 7", 8", 10", 12"

* Special arbor sizes available upon request

Item #	Description	Arbor	Case Qty
DB4RAZ	4" Porcelain Razor Blade	5/8", 20mm 7/8"	10
DB45RAZ	4 1/2" Porcelain Razor Blade	5/8", 20mm 7/8"	10
DB7RAZ	7" Porcelain Razor Blade	5/8"	10
DB8RAZ	8" Porcelain Razor Blade	5/8"	10
DB10RAZ	10" Porcelain Razor Blade	5/8"	10
DB12RAZ	12" Porcelain Razor Blade	1"	2



All products shown are backed by the
Shield of Approval.
CALL 262-432-0877 • RTCPRODUCTS.COM



E-Z MITER DIAMOND BLADE



Great for cutting, grinding, and shaping mitered edges.




Minimal polishing required

Easily perform free hand miters with minimal chipping

The RTC E-Z Miter blade allows for smooth, clean miter cuts on porcelain and stone. The unique honeycomb design and extra tall rim reduce chipping by increasing the size of the cutting surface. This will provide a tighter tolerance and reduce the amount of polishing required.



Cut • Grind • Shape




Watch the video

Item #	Description	Arbor	Case Qty
DB5EZ	RTC EZ Miter 5" Diamond Blade	5/8", 7/8"	10

SIGMA BLADE 4-1/2" WET OR DRY




Ideal for miter cuts with Jolly Edge



Installers choice for everyday cutting



Italian quality turbo rim blade for materials 6mm to 25mm thick. Best performance on porcelain, Dekton and ceramic. Can be used wet or dry.



Italian made continuous rim blade for material 3mm-12mm thick. Best performance on porcelain glazed tiles, Dekton and ceramic.



Ideal for miters on gauged panels from 3mm-12mm. For best results pair with Jolly Edge (37A2PD).

Item #	Description	Case Qty
75B	4-1/2" Turbo Rim Blade	10
75C	4-1/2" Continuous Rim Blade	10
75C3	4-1/2" Precision Miter Blade	10



All products shown are backed by the Shield of Approval.

CALL 262-432-0877 • RTCPRODUCTS.COM



CALIBRO SQUARE

PRECISION TILE TRIM CUTTING TOOL



Simplifying the process of cutting intricate tile designs



Works with a variety of tile trims, jolly sizes & materials



The ultimate tool for flawless tile trim and jolly cuts.

The ultimate tool for flawless tile trim and jolly cuts. Patented design, unmatched precision, and incredible durability. Transform your tiling projects with this game-changing square. Say goodbye to frustrating, uneven cuts, wasted materials, and hello to a new era of tiling excellence. It's definitely not your typical speed square!

Item #	Description	Case Qty
TS444	CROWNE CaliBro Tile Trim Square	1

NIP NUT

FOR GRINDERS - 5/8"-11 (2-PACK)



Fits common angle grinders with 5/8" - 11 arbors.



Non-marking impact resistant plastic



Revolutionize your tile mitering!

The Plastic Grinder Nip Nut is a non-marking replacement flange nut designed for tile pros who miter edges with an angle grinder and want cleaner finishes with less risk of damage.

Its cone-shaped profile helps the nut deflect away from the tile during tight-angle work, reducing the chance of edge chipping and eliminating metal-to-tile contact that can cause burn marks. Made from impact-resistant acetal plastic, it provides a safer, more forgiving interface than traditional steel back nuts.

Item #	Description	Case Qty
NIPNUT	CROWNE NipNut Grinder Flange Nut	1



All products shown are backed by the Shield of Approval.

CALL 262-432-0877 • RTCPRODUCTS.COM



TILE BULLSEYE™ MULTI-SIZE TILE DRILLING TEMPLATE & GUIDE



Precise Tile Drilling Template & Guide for Toilet Flanges & Valves

Building on the precision achieved with the CaliBro square for perfect trim and jolly cuts, Crowne Tools now introduces the BullsEye™ template and guide to solve drilling challenges. This essential tool delivers exceptional accuracy when creating openings for fixtures and fittings in tile, eliminating frustrating bit wandering and costly material damage for truly professional installations.



Templates for most common plumbing sizes



Perfectly center toilet flange holes in bathroom floor



Item #	Description	Case Qty
BULLSEYE	Crowne Tools Tile BullsEye™	6



Watch the video

COOLING WAX FOR DIAMOND CORE BITS



A must have for dry drilling



Optimal Efficiency for Diamond Drill Bits

Elevate your drilling standards with Battipav Cooling Wax, the industry's choice for enhancing the performance and lifespan of diamond core bits.

Specially formulated for dry drilling, this cooling wax is a game-changer for professionals aiming for precision and efficiency in materials like ceramics, porcelain, granite, and marble, ensuring a flawless finish without the mess of water.



Wax cools with less mess than water

Item #	Description	Case Qty
CER18	Battipav Cooling Wax	18



All products shown are backed by the Shield of Approval.

CALL 262-432-0877 • RTCPRODUCTS.COM



PRO MILL-S STRAIGHT MILLING BITS



Works great with the RTC 5" Grinder



Convenient ready to display packaging



Fine-tune your cuts for custom shapes & sizes.

Perfect for Scribing.



Watch the video

Enlarge, shape and detail your cuts!
Ideal for ceramic, porcelain, and natural stone

- Max RPM: 11,000 RPM
- Use wet or dry
- Fits 5/8" - 11 threaded arbor
- High quality diamond grit

Use the entire diamond surface to achieve maximum tool life.



Item #	Description	Case Qty
GP38PMS	3/8" (10 mm) Pro Mill-S Straight Milling Bit	10
GP34PMS	3/4" (20 mm) Pro Mill-S Straight Milling Bit	10

PRO MILL-C CONE MILLING BITS



Works great with the RTC 5" Grinder



Convenient ready to display packaging



Save money and buy fewer hole saw sizes!

Perfect for fine tuning holes and cutouts in your tile.




Watch the video

Enlarge, shape and bevel holes!
Ideal for ceramic, porcelain, and natural stone

- Max RPM: 11,000 RPM
- Use wet or dry
- Fits 5/8" - 11 threaded arbor
- High quality diamond grit

Use the entire diamond surface to achieve maximum tool life.



Item #	Description	Case Qty
GP112PMC	1 1/2" (38 mm) Pro Mill-C Cone Milling Bit	10
GP3PMC	3" (75 mm) Pro Mill-C Cone Milling Bit	5



All products shown are backed by the Shield of Approval.
CALL 262-432-0877 • RTCPRODUCTS.COM



HOLE SHOT DRY DIAMOND CORE BITS

For use with
5/8"-11 thread
Grinders

Dry Cut Series

Fast! Precise!

The RTC Hole Shot is a porcelain core bit designed to be used with minimal to no water on a grinder with a 5/8-11 threaded spindle. These bits offer the ability to cut dry for up to 40 holes per bit. The vacuum brazed diamond will cut clean on a variety of materials including porcelain, granite, marble, and more.



High quality diamond segment




Equipped with Cooling holes



Foam lined plastic carrying case keeps bits organized



Use with right angle grinder with 5/8"- 11 Thread



Fine tune holes & cutouts with the Milling Bits (see page 81)

7 Piece Dry Bit Small Kit Contains:

- (2 pc.) 1/4" (6mm)
- (2 pc.) 5/16" (8mm)
- (1 pc.) 3/8" (10mm)
- (1 pc.) 1/2" (12mm)
- (1 pc.) 9/16" (14mm)

6 Piece Dry Bit Large Kit Contains:

- (1 pc.) 3/4" (20mm)
- (1 pc.) 1 3/8" (35mm)
- (1 pc.) 1 1/2" (40mm)
- (1 pc.) 2" (50mm)
- (1 pc.) 2 1/4" (55mm)
- (1 pc.) 2 3/4" (68mm)



No water needed

Item #	Description	Case Qty.
HSHTKITS	Hole Shot Dry Core Bit Small (7 Piece Kit w/ Carrying Case)	1
HSHTKITL	Hole Shot Dry Core Bit Large (6 Piece Kit w/ Carrying Case)	1
HSHT14T	1/4" (6mm) Hole Shot Dry Core Bit	10
HSHT516T	5/16" (8mm) Hole Shot Dry Core Bit	10
HSHT38T	3/8" (10mm) Hole Shot Dry Core Bit	10
HSHT12T	1/2" (12mm) Hole Shot Dry Core Bit	10
HSHT916T	9/16" (14mm) Hole Shot Dry Core Bit	10
HSHT34T	3/4" (20mm) Hole Shot Dry Core Bit	5
HSHT138T	1-3/8" (35mm) Hole Shot Dry Core Bit	5
HSHT112T	1-1/2" (40mm) Hole Shot Dry Core Bit	5
HSHT2T	2" (50mm) Hole Shot Dry Core Bit	5
HSHT214T	2-1/4" (55mm) Hole Shot Dry Core Bit	5
HSHT234T	2-3/4" (68mm) Hole Shot Dry Core Bit	5
HSHT3T	3" (76mm) Hole Shot Dry Core Bit	5



All products shown are backed by the Shield of Approval.

CALL 262-432-0877 • RTCPRODUCTS.COM



HOLE SHOT DRY HOLE SAW & DRILL GUIDE KIT

Dry Cut Series




No water needed




Dip in water to extend bit life



Anti-spin hex shaped shank



Petroleum wax filled cooling in core



Fine tune holes & cutouts with the Milling Bits (see page 81)

No water needed



6 Piece Dry Diamond Drill Kit with Suction Drill Guide

Kit Contains:

- (2 pc.) 1/4" (6mm)
- (1 pc.) 1/2" (12mm)
- (1 pc.) 5/16" (8mm)
- (1 pc.) Drill Guide
- (1 pc.) 3/8" (10mm)
- (1 pc.) Case

Dry Series
Hole Shot
Diamond Drill Bit

These bits are the latest in dry cut diamond technology. Great for a variety of material such as hard porcelain, quarry, slate, ceramic, marble, travertine & granite. Life expectancy up to 30 holes without water.

- For use when water is limited or not an option
- New Vacuum Brazed Dry Diamond Technology
- Ideal sizes for grab bars, towel racks and shower door installations
- Use with handheld drill (800-2500 RPM) or drill press



Individual replacement bits sold separately in a ready to display clam-shell package.



Item #	Description	Case Qty
HSHSDKIT	Hole Shot Dry Series 6 Piece Kit	1
HSHSGUIDE	Hole Shot Dry Series Drill Guide	5
HSHS14D	1/4" (6mm) Hole Shot Dry Series Bit	5
HSHS516D	5/16" (8mm) Hole Shot Dry Series Bit	5
HSHS38D	3/8" (10mm) Hole Shot Dry Series Bit	5
HSHS12D	1/2" (12mm) Hole Shot Dry Series Bit	5




All products shown are backed by the Shield of Approval.
CALL 262-432-0877 • RTCPRODUCTS.COM




PRO BIT

WET DIAMOND DRILL BIT



Drill up to 50 holes per bit




Drill through hard material quick & easy with precise cutting ability, even close to the tile edge in the corner



Sizes ranging from 1/8" to 6"



Fast, clean hole drilling



Fine tune holes & cutouts with the Milling Bits (see page 81)

RTC Products brings you the greatest hole saw to hit the market! Use with water.




Professional quality! Cleanest cutting bit we offer. Best on glass tile. Wet use only w/ drill at low speed



Convenient ready to display packaging

If you're looking to bore holes in hard porcelain, glass, or granite tiles look no further! The Porcelain Pro bit stands out from its competition by offering up to **50 holes** per bit! The electroplated diamond grinds through the material leaving you with a clean, fast and precise hole.



Item #	Description	Case Qty
HSPB18	1/8" RTC Pro Bit Hole Saw Wet	6
HSPB316	3/16" RTC Pro Bit Hole Saw Wet	6
HSPB14	1/4" RTC Pro Bit Hole Saw Wet	6
HSPB516	5/16 RTC Pro Bit Hole Saw Wet	6
HSPB38	3/8" RTC Pro Bit Hole Saw Wet	6
HSPB12	1/2" RTC Pro Bit Hole Saw Wet	6
HSPB34	3/4" RTC Pro Bit Hole Saw Wet	6
HSPB1	1" RTC Pro Bit Hole Saw Wet	6
HSPB114	1-1/4" RTC Pro Bit Hole Saw Wet	6
HSPB138	1-3/8" RTC Pro Bit Hole Saw Wet	6
HSPB112	1-1/2" RTC Pro Bit Hole Saw Wet	6
HSPB134	1-3/4" RTC Pro Bit Hole Saw Wet	6
HSPB2	2" RTC Pro Bit Hole Saw Wet	6
HSPB214	2-1/4" RTC Pro Bit Hole Saw Wet	6
HSPB212	2-1/2" RTC Pro Bit Hole Saw Wet	6
HSPB3	3" RTC Pro Bit Hole Saw Wet	6
HSPB312	3-1/2" RTC Pro Bit Hole Saw Wet	6
HSPB4	4" RTC Pro Bit Hole Saw Wet	6
HSPB414	4-1/4" RTC Pro Bit Hole Saw Wet	6
HSPB438	4-3/8" RTC Pro Bit Hole Saw Wet	6
HSPB412	4-1/2" RTC Pro Bit Hole Saw Wet	6
HSPB5	5" RTC Pro Bit Hole Saw Wet	6
HSPB6	6" RTC Pro Bit Hole Saw Wet	6



All products shown are backed by the Shield of Approval.

CALL 262-432-0877 • RTCPRODUCTS.COM



HOLE SAWS & KITS DRY OR WET DIAMOND TURBO



Equipped with cooling holes



Sizes ranging from 1/2" to 3"



Easy to transport case with 6 Hole Saws & Dressing Stone (Dimensions 8" x 10-1/2")



Pilot bits included on 1" and larger



Fine tune holes & cutouts with the Milling Bits (see page 81)



These diamond hole saws can be used either wet or dry to drill holes through a wide variety of tile and stone materials. The high quality diamond segment has the ability to cut perfect holes in some of today's most demanding materials. What a convenience! All 6 size hole saws with an awesome Dressing Stone at a huge savings. Keep all your most popular hole saws all together in one case.

- Hole Saw Kit comes with: 1", 1-1/4", 1-3/8", 1-1/2", 1-3/4", 2" & the Rockin' Red Dressing Stone
- Choose from the many sizes to best fit your hole drilling needs. All bit sizes also sold individually.
- Use wet or dry w/ drill at high speed on stone

Item #	Description	Case Qty
HSDT12	1/2" Diamond Hole Saw (no pilot bit)	3
HSDT34	3/4" Diamond Hole Saw (no pilot bit)	3
HSDT1	1" Diamond Hole Saw w/ pilot bit	3
HSDT118	1-1/8" Diamond Hole Saw w/ pilot bit	3
HSDT114	1-1/4" Diamond Hole Saw w/ pilot bit	3
HSDT138	1-3/8" Diamond Hole Saw w/ pilot bit	3
HSDT112	1-1/2" Diamond Hole Saw w/ pilot bit	3
HSDT134	1-3/4" Diamond Hole Saw w/ pilot bit	3
HSDT2	2" Diamond Hole Saw w/ pilot bit	3
HSDT214	2-1/4" Diamond Hole Saw w/ pilot bit	3
HSDT212	2-1/2" Diamond Hole Saw w/ pilot bit	3
HSDT3CR	3" Diamond Hole Saw w/ pilot bit	3
HSKIT	Diamond Hole Saw Kit (7 Piece)	1
DSRR	Rockin Red Dressing Stone	12



All products shown are backed by the Shield of Approval.

CALL 262-432-0877 • RTCPRODUCTS.COM



5" GRINDER

VARIABLE SPEED 110V
ANGLE GRINDER

**While
Supplies
Last**

Use the versatile RTC 5" Grinder with these and other RTC Products.



Shaping & Polishing

Use with the HatTrick 3-Step Polishing System. Cut polishing time up to 60%.



Drilling

Shown using RTC's Hole Shot Dry Diamond Core Bits.



Cutting

Works great when cutting with our Rock Star Blade & other amazing RTC blades.



Milling

A perfect combination with the new Pro Mill Bits



Watch the video

Versatile, All-In-One!

More than a Grinder...

- Shaping & Polishing
- Drilling
- Cutting

Set the speed for all your needs.



110V Variable Speed

Range 3,500-11,000

- #1 ~ 3,500
- #2 ~ 5,000
- #3 ~ 6,500
- #4 ~ 8,000
- #5 ~ 9,500
- #6 ~ 11,000

• Durable • Powerful • Affordable



- Soft start
- Variable speed
- Professional grade
- Anti-vibration handle
- Protective case included
- For shaping & polishing, drilling, cutting & Milling

Item #	Description	Case Qty
PT5VSG	5" Variable Speed 110V Angle Grinder	5



Works great with multiple RTC products



All products shown are backed by the Shield of Approval.

CALL 262-432-0877 • RTCPRODUCTS.COM



HYDRO-TAIL UNIVERSAL CONTROLLED WATER ATTACHMENT FOR POWER TOOLS



Hydro-Tail™

Prevents breathing in silica dust & creates a safer working environment



Hydro-Tube™

100' lightweight water access extension tubing for the Hydro-Tail™ water delivery device



Hydro-Tank™ 1.3 Gallon Portable 1.3 gallon high pressure pump tank. Completely retrofitted for the Hydro-Tail™



Silica Safety Kit Hydro-Kit™ & Hydro-Tube™ in a protective hard case



Watch the video



Suppress dangerous silica dust



Hydro-Tail™ is a patented universal controlled water attachment that easily adapts to all tools for extreme dust mitigation, especially on tile, stone, brick, and block. Hydro-Tail™ is fast, effective, affordable, and also dramatically increases the life of expensive diamond blades and bits.



100' lightweight water access extension tubing for the Hydro-Tail™ water delivery device. Weighing less than a pound, it provides the flexibility & mobility to safely cut, polish, sand, and cool blades or bits at the site of the work. If far away from a water source, the user can still work in a dust-free environment with this quick-release, compact extension that easily packs in any tool bag or box.

Item #	Description	Case Qty
HYDRO-TAIL	Hydro-Tail Universal Controlled Water Attachment	40
HYDRO-TANK	Hydro-Tail 1.3 gal Portable Pressurized Water Tank	6
HYDRO-TUBE	Hydro-Tail 100 ft. Extension Tube	40
SILICA SAFETY KIT	Hydro-Tail and Tube w/ Hard Case	10



All products shown are backed by the Shield of Approval.
CALL 262-432-0877 • RTCPRODUCTS.COM






Ideal for adjusting inside & outside corners



Adjustable levelers for perfectly aligned corners



Fine tune porcelain slabs & countertops



Adjustable seam puller to achieve desired joint



Bracket easily attaches to a GRABO (does not fit Dewalt)

The RPM Waterfall and Seam Puller Kits are the perfect tools needed to make fine adjustments on freshly installed porcelain and stone slabs. Whether you are trying to achieve a perfectly aligned mitered edge on an outside corner, or just need that extra little tweak on a joint or seam, RPM has you covered!



Waterfall Kit Includes:

- | Qty. | Item |
|------|-----------------|
| - 2 | 2' Rail |
| - 2 | GRABO Bracket |
| - 1 | Miter Connector |
| - 2 | Leveler |
| - 2 | Seam Puller |



Seam Puller Kit Includes:

- | Qty. | Item |
|------|---------------|
| - 1 | 3' Rail |
| - 2 | GRABO Bracket |
| - 2 | Leveler |
| - 2 | Seam Puller |



RPM 3' Rail (RPM3)



RPM 2' Rail (RPM2)



RPM GRABO Bracket (RPMB)



RPM Miter Connector (RPMMC90)



RPM Leveler (RPML)



RPM Seam Puller (RPMSP)

*Kits require a 2 GRABO's sold separately



RPM kits do not work with the Dewalt GRABO

Item #	Description
RPMWFKIT	RPM Waterfall Kit
RPMSPKIT	RPM Seam Puller Kit
GRABOPRO	GRABO® PRO Automatic Vacuum Suction Cup

SIGMA KERA-LIFT PANEL HANDLING SYSTEM




Strong locking suction cups even on rough material



NEW! Pro-Grip Mechanical Suction Cup




Optional Retractable handles for gripping (424)



Transport kit for Kera-Lift 1A4, 1A5 & 1A6 (421)



Anti-fall safety device



Use for Handling & Installing Gauged Porcelain Tile Panels



Watch the Kera-Lift in action video



Adaptable

The Kera-Lift adapts to the most varied slab's shapes and can be modified without tools.

The Sigma Kera-Lift is the most dynamic handling system in its class available in multiple different sizes. You can achieve full support of the material in virtually any configuration needed. This allows the user to adapt the tool to fit just about any cut that may be required. Transporting of the material is hands down the most important factor before the physical installation of the tile, so make sure you have nothing but the best!

- Extremely versatile with amazing durability
- Can adapt to virtually any configuration
- Soft rubber suction cups will adhere to most materials
- Adjustable rubber feet aid in vertical installations

Examples of configurations



Item #	Description	Case Qty
1A6	Kera-Lift Full Frame 134" x 63" (340 x 160cm) (8 Vacuum Cups with gauge)	1
1D3	Kera-Lift Single 76" - 134" (195-340cm)	1
421	Kera-Lift Transport Kit Carriage	1
424	Kera-Lift Adjustable Handles	1



All products shown are backed by the Shield of Approval.

CALL 262-432-0877 • RTCPRODUCTS.COM



SIGMA KERA-CUT




New smoother larger wheel design

Carriage slides on stainless steel tracks w/ ball bearings



Two-handed scoring provides optimum pressure



Suction cups stay secure even on rough surfaces



Sigma Separator shown in operation



Shown using Kera-Cut Mounting Brackets (38F5)




Shown with optional Kera-Flex accessory for plunge & L cuts

Gauged Porcelain Tile Panels (GPTP) have become the hottest trend, and Sigma is the clear leader in cutting and handling of these huge materials. The Kera-Cut, along with the rest of the Kera line of tools, puts you on the cutting edge of innovation. It is constructed of aluminum and stainless steel, making it extremely lightweight, very durable, and providing pinpoint accuracy.



Watch the video



Water Kit Cooling System Shown w/ Kera-Flex

Kera-Cut Mounting Brackets



Kera-Cut Accessory Kit

- *Lightweight aluminum construction*
- *Stainless Steel guides and rollers result in ultra smooth travel*
- *Split rail design for easy transport*
- *Can be fixed directly to the material with suction cups*
- *Unique scoring wheel with ball bearing specifically designed for the application*
- *Soft rubber-faced suction cups*

Item #	Description	Case Qty
8AE3	Sigma Kera-Cut 130" Two Piece Rail (332cm)	1
8AEP2	Sigma Kera-Cut Extension 20" (50cm)	1
38F5	Sigma Kera-Cut Mounting Brackets	1
38F12PD	Sigma Kera-Flex Grinder Attachment (5/8" - 11 thread)	1
41D	Sigma Separator	2
14G	Sigma Kera-Cut Scoring Wheel	10
87E4	Sigma Water Kit Cooling System	1
41E	Sigma Mini Separator	1




All products shown are backed by the Shield of Approval.

CALL 262-432-0877 • RTCPRODUCTS.COM



SIGMA WORK TABLE ADJUSTABLE WIDTH & HEIGHT




Leg mounted hooks to hold Kera-Cut



Clamp your work piece for safety during fabrication



Adjust to 2 option working heights



Spacers to raise work piece for cutting or drilling



Jolly Edge mounts directly to surface



Connect two benches for even more working space using item # 439.



Watch the video



Easily collapse for transport



Adjustable from 37" - 64" in width



The Sigma Work Table is a necessity when installing Gauged Porcelain Tile Panels. Its aluminum construction offers great support, while being light weight and easy to transport. Connect two sections for an amazing 37" - 64" wide x 142" of work surface! The slats can be placed at any position to accommodate unique situations.

- Folding legs for easy setup and breakdown
- Most surface area of any table in the category
- Plank design allows other Sigma items like KeraCut, Jolly Edge, etc. to be attached
- Lightest assembly in its class
- Planks can be positioned anywhere to make a solid surface or wider opening
- Additional planks available

Item #	Description	Case Qty
63GKIT	Contains (2) 63G, (2) ST400, (1) 402, (1) 409	1
63G	Sigma Adjustable Work Table 37-64" x 70" (96-165cm x 180cm)	1
ST400	Sigma Tile Clamps for 63G (set of 2)	1
402	Sigma Hooks to Hang Kera-Cut	1
409	Sigma Work Table Spacers for 63G (set of 50)	1
439	Sigma Work Table Connector (1 pc. additional/replacement)	1

*Additional planks available upon request



All products shown are backed by the Shield of Approval.

CALL 262-432-0877 • RTCPRODUCTS.COM




SIGMA JOLLY EDGE



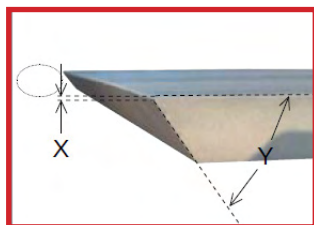
Vacuum port for use when dry cutting



Use optional mounting kit for smaller format work



Setup for miter
* Grinder not included



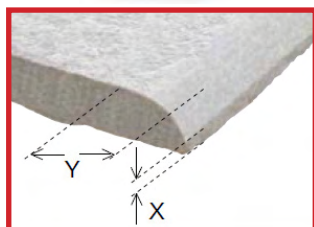
Perform Miter Cuts



Miter



Bullnose



Perform Bullnose Cuts



Setup for bullnose
* Grinder not included

*Jolly Edge will attach to any angle grinder (not included)

The Jolly Edge machine is designed for creating a perfect uniform miter or bullnose edge on tile material, even large format material. In a single pass, you can easily perform a miter or bullnose cut on material from 5mm up to 20mm in thickness. The Jolly Edge can be adjusted to any angle between 40° and 50°. Add a diamond grinding wheel to perform a 6mm, 8mm, or 10mm bevel.

Included Accessories



Turbo rim blade for material 8mm to 20mm thick

Optional Accessories



Continuous rim blade for material 5mm to 8mm thick



Ideal for miters on gauged panels from 3mm-12mm. For best results, pair with Jolly Edge (37A3PD).




6mm, 8mm or 10mm bullnose radius Grinding Wheel.
*Includes a dressing stone



Optional mounting kit for baseboard tile



Shown with optional Water Cooling Kit (87E4)



Ergonomic handles make it easier to maneuver

Item #	Description
37A3PD	Sigma Jolly Edge Grinder Att.
37C	Sigma Jolly Edge Mounting Kit
75B	4-1/2" Turbo Rim Blade
75C	4-1/2" Continuous Rim Blade
75C3	4-1/2" Precision Miter Blade
72V06S	6mm Bullnose Grinding Wheel
72V08S	8mm Bullnose Grinding Wheel
72V10S	10mm Bullnose Grinding Wheel
87E4	Sigma Water Kit Cooling System



Watch the video



All products shown are backed by the Shield of Approval.

CALL 262-432-0877 • RTCPRODUCTS.COM



SIGMA J-PRO MITERING TOOL



The wide base provides stability while working. The non marring material allows for easy sliding without scratching the surface. Can also be attached to a work table to pass narrow tiles.

J-Pro works great for precise, uniform mitering on the edges of porcelain tiles and slabs, marble, granite and glass on a single pass. Eliminates dust with use of its vacuum port or optional water cooling kit.



Shown w/ optional Water Cooling Kit (87E4). See page 90



*J-Pro will attach to any angle grinder (not included)

Item #	Description	Case Qty
37B2PD	Sigma J-Pro Mitering Tool	1

SIGMA SEPARATOR



Snap scored tiles with ease



The Sigma Separator is a must have for any Gauged Porcelain Tile Panel (GTP) installation. Its screw down design applies greater breaking power with less effort, making cuts easier to handle.

Item #	Description	Case Qty
41D	Sigma Separator	2

SIGMA MINI SEPARATOR



Ideal for smaller cuts on material up to 10mm thick



Easily separate your score on gauged panels. The threaded knob provides more control than a running pliers, making it the easier and safer option.

Work well for smaller size breaks. Material up to 10mm.

*Included with 8AE3 Kit (see page 90)

Item #	Description	Case Qty
41E	Sigma Separator Mini	6



All products shown are backed by the Shield of Approval.


CALL 262-432-0877 • RTCPRODUCTS.COM




SIGMA SERIES 4 UP PULL TILE CUTTER

The Series 4 UP from Sigma is the gold standard for pull handle tile cutters. Completely redesigned, it offers maximum cutting performance and practicality! Years of research and improvement have merged to create a new line that combines innovation, precision mechanics, and design to offer a unique cutting experience.

New Generation of Tile Cutters



Watch the video



NEW Laser Kit for Series 4 tile cutters to light up a laser line for better precision

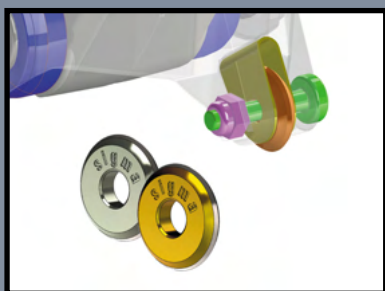
- Ball bearings in carriage reduce handle wear and aid in precision over time
- Height adjustable handle for materials up to 17mm thick
- Titanium scoring wheels available (see Sigma Parts & Accessories chart on page 96, 98-99)
- Optional laser mounts on all Series 4 Models
- Spare wheel storage on measuring bar
- Universal handle design fits all Series 4 Models




Height adjustable handle for materials up to 17mm thick



Ergonomically designed for ultimate performance



Anti-friction wheel holder reduces lateral wear of the wheel




Optional Mosaic Mat (64B2)

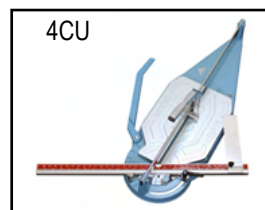


Optional Measuring Extension Bar (see page 98)


Series 4 UP Models Available



4BU



4CU



4DU

See cutter accessories and parts on page 96, 98-99

Item #	Description	Cut Length /Diagonal	Weight
4BU	Sigma UP 27.5" Pull Handle Tile Cutter	27.5" (70cm)/19.5" (49.5cm)	22 lbs.
4CU	Sigma UP 33" Pull Handle Tile Cutter	33" (84cm)/23.4" (59.4cm)	27 lbs.
4DU	Sigma UP 40.5" Pull Handle Tile Cutter	40.5" (103cm)/28.6" (72.8cm)	32 lbs.
64B2	Sigma Magnetic Mosaic Mat		
022V	Sigma Series 4 Green Beam Laser Kit		



All products shown are backed by the Shield of Approval.


CALL 262-432-0877 • RTCPRODUCTS.COM



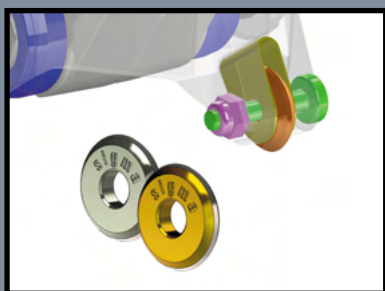
SIGMA SERIES 4 NEX PUSH TILE CUTTER




Push handle provides the best score with minimal effort



Ergonomically designed for ultimate performance



Anti-friction wheel holder reduces lateral wear of the wheel




Optional Mosaic Mat (64B2)



Optional Measuring Extension Bar (see page 98)

The Series 4 NEX push tile cutter from Sigma is the pinnacle of manual tile cutters. It's everything you've ever expected...and more! The Series 4 NEX has a completely redesigned push handle that features a rear mounted scoring wheel for easy visibility, three double row ball bearings for a smooth glide, and a 120mm breaker foot to handle even the toughest of tiles.




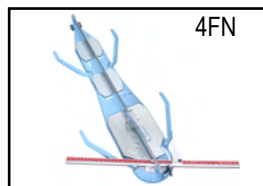

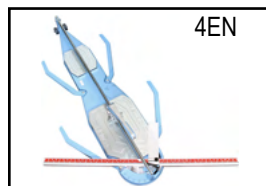

The "NEX" generation in tile cutters!



Watch the video

The universal handle design allows the NEX handle to adapt to any Series 4 cutter model. The all new height adjustable handle means no more changing the bar height, making it easier and faster to change between different material thickness.

- Ball bearings in carriage reduce handle wear and aid in precision over time
- Height adjustable push handle for materials up to 19mm thick
- Rear mounted scoring wheel for easy visibility
- 120mm breaker foot for splitting the hardest of materials
- Titanium scoring wheels available (see Sigma Parts & Accessories chart on page 96, 98-99)
- Optional laser mount on all models
- Spare wheel storage on measuring bar
- Universal handle design fits all Series 4 Models



NEW Laser Kit for Series 4 tile cutters to light up a laser line for better precision (see page 94)

See cutter accessories and parts on page 96, 98-99

Item #	Description	Cut Length /Diagonal	Weight
4BN	Sigma NEX 24" Push Tile Cutter	24" (62cm)/17" (43cm)	23 lbs.
4CN	Sigma NEX 29" Push Tile Cutter	29" (76cm)/21" (53cm)	28 lbs.
4DN	Sigma NEX 37" Push Tile Cutter	37" (95cm)/26" (67cm)	32 lbs.
4EN	Sigma NEX 49" Push Tile Cutter	49" (125cm)/35" (88cm)	49 lbs.
4FN	Sigma NEX 61" Push Tile Cutter	61" (155cm)/43" (109cm)	57 lbs.
64B2	Sigma Magnetic Mosaic Mat		



All products shown are backed by the Shield of Approval.


CALL 262-432-0877 • RTCPRODUCTS.COM




SIGMA PARTS & ACCESSORIES



Series 4 Padded Bag




Series 4 Magnetic Mosaic Pad



Series 4 Laser Cutting Guide



Series 4 Measuring Bar Extension



Sigma Tile Cutter Display





sigma
di Ambrogiani
Made in Italy

EXTEND YOUR WARRANTY TO 5 YEARS

EXTEND THE WARRANTY OF YOUR "SERIE 4"

FOLLOW THESE INSTRUCTIONS:

1. READ WITH YOUR SMARTPHONE THE QR CODE ON THE INSTRUCTION MANUAL YOU FOUND ON THE TILE CUTTER THAT READS "WARRANTY"
2. BY SCANNING THE QR CODE THE REGISTRATION PAGE WILL OPEN AUTOMATICALLY
3. PUT IN THE REQUIRED DATA FOR VALIDATION, YOU WILL RECEIVE AN EMAIL WITH THE SUCCESSFUL REGISTRATION!
4. KEEP YOUR PROOF OF PURCHASE FOR THE ENTIRE DURATION OF THE WARRANTY



004CU Pz.01
TILE CUTTER CM.84 UP
INSTRUCTION PAG.84
8 833675 885525

RTC is proud to be an authorized Sigma Distributor.

Keep your cutter working great with these genuine Sigma parts and accessories.

Don't forget to extend your warranty.

Custom Sigma banners available upon request.

Authorized Sigma Dealer



UP Pull Cutters



NEX Push Cutters



Pull Tile Cutters



Kera-Cut



Kera-Lift



Work Table





Visit our website
RTCPRODUCTS.COM



Professional Products
Backed by Proof
BUILT FOR YOU

Item #	Description	Case Qty
43D2	Sigma Carrying Case for 4BU,4CU,4DU	1
43E2	Sigma Carrying Case for 4EN	1
64B2	Sigma Magnetic Mosaic Mat	1
022V	Sigma Laser Kit for Series 4	1
17AP	Sigma Measuring Bar Extension for Series 4	1
95E	Sigma Tile Cutter Display Rack	1




All products shown are backed by the Shield of Approval.

CALL 262-432-0877 • RTCPRODUCTS.COM



SIGMA TECNICA PULL TILE CUTTER




Tecnica Pull Handle



7F is perfect for small format tile

The Tecnica tile cutter is the more narrow and compact version of the Sigma product line. These cutters are ideal for installations in tight spaces or when working with smaller tile. The measuring bar pivots +/-45° making it easy to adjust to cuts on the opposite side of a room.



*Measuring bar will be imperial (except 7F)

See cutter accessories on page 96, 98-99

Item #	Description	Cut Length /Diagonal	Weight
7F	Sigma 14" Pull Handle Tile Cutter	14" (37cm)/10" (26cm)	5 lbs.
2G	Sigma 14" Pull Handle Tile Cutter	14" (37cm)/10" (26cm)	6 lbs.
2B3	Sigma 26" Pull Handle Tile Cutter	26" (68cm)/18" (46cm)	15 lbs.

SIGMA XL MAX PUSH TILE CUTTER

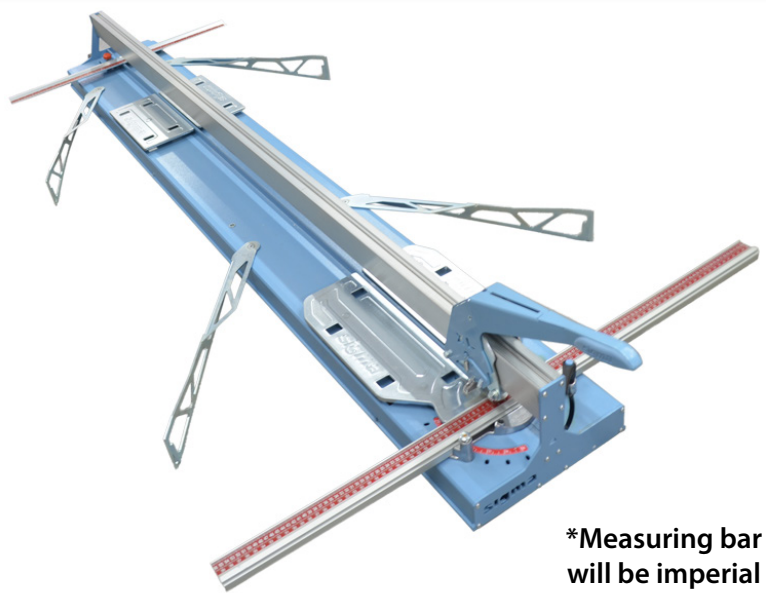


Oversized handle for extra strength



Spring loaded scoring wheel is ideal for all surfaces

The XL Max is the largest fixed base manual tile cutter being produced in the world. With cut lengths of 80" (205cm) and 96" (245cm), extra long plank tile becomes a breeze to cut in a straight line. Ditch the grinder for long rip cuts!



See cutter accessories on page 96, 98-99

*Measuring bar will be imperial

Item #	Description	Cut Length /Diagonal	Weight
12D2	Sigma XL Max 80" Push Tile Cutter	80" (205cm)/56" (144cm)	79 lbs.
12E2	Sigma XL Max 96" Push Tile Cutter	96" (245cm)/68" (173cm)	86 lbs.



All products shown are backed by the Shield of Approval.

CALL 262-432-0877 • RTCPRODUCTS.COM



SIGMA PARTS & ACCESSORIES



Series 4 Measuring Bar Extension




Replacement handles



Scoring wheels for all models



Replacement clamp knobs



Optional Mosaic Mat for Series 4 (see page 94-95)

Sigma Part - Tile Cutter

Keep your cutter in top shape with these genuine Sigma replacement parts.

Cutter Model	Scoring Wheel	Handle	Support Bearing	Measuring Bar	Measuring Bar Extension NEW	Rip Guide	End Caps	Nuts
7F	14A	24F	10144	N/A	N/A	19F	N/A	N/A
2G	14A	24F	10144	90DG	N/A	19C	N/A	N/A
2A3	14A	24C	10144	90D3P	N/A	19B3	N/A	N/A
2B3	14A	24C	10144	90D3P	N/A	19B3	N/A	N/A
3L	14A	24E	10144	90LA	N/A	19D	20B	1079104
3B4	14A	24E	10144	90LB	N/A	19D	20B	1079104
3B4M	14MX	24M08X	10166	90LB	N/A	19D	20B	1079104
3C2	14A	24AE	10144	90LC	N/A	19D	20B	1079104
3C3M	14MX	24M10X	10166	90LC	N/A	19D	20B	1079104
3D4	14A	24AE	10144	90LD	N/A	19D	20B	1079104
3D4M	14MX	24M10X	10166	90LD	N/A	19D	20B	1079104
3E4M	14MX	24M15X	10166	90LE	N/A	19D	20B	1079104
3F4M	14MX	24M20X	10166	90LE	N/A	19D	20B	1079104
12D2	14X	24XL	N/A	90LG	N/A	19D	N/A	N/A
12E2	14X	24XL	N/A	90LG	N/A	19D	N/A	N/A
4BU	14U 14UT	24U	10168	90NB	17A	19N	N/A	108362
4CU	14U 14UT	24U	10168	90NC	17A	19N	N/A	108362
4DU	14U 14UT	24U	10168	90ND	17A	19N	N/A	108362
4BN	14N 14NT	24N	10168	90NB	17A	19N	N/A	108362
4CN	14N 14NT	24N	10168	90NC	17A	19N	N/A	108362
4DN	14N 14NT	24N	10168	90ND	17A	19N	N/A	108362
4EN	14N 14NT	24N	10168	90NE	17A	19N	N/A	108362
4FN	14N 14NT	24N	10168	90NF	17A	19N	N/A	108362



All products shown are backed by the Shield of Approval.


CALL 262-432-0877 • RTCPRODUCTS.COM




SIGMA PARTS & ACCESSORIES

Tile cutter parts continued from previous left hand page.


Clamp Knob	Nuts	Steel Bar/Rails	Breaker Feet	Tables	Springs for Tables	Support Arms	Rubber Base Feet
N/A	N/A	39H	104039	108814	10659	N/A	N/A
108616	N/A	39H	104039	108814	10659	N/A	106731
315	N/A	N/A	104032	108813	10659	106512	N/A
315	N/A	39E	104032	108813	10659	106512	N/A
108621	1079104	N/A	104033	108823(LEFT) 108824(RIGHT)	10659	104064 (LEFT) 104065 (RIGHT)	106725
108621	1079104	39L	104033	108817(LEFT) 108818(RIGHT)	10659	104064 (LEFT) 104065 (RIGHT)	106725
108621	1079104	39L	104058	108817(LEFT) 108818(RIGHT)	10659	104064 (LEFT) 104065 (RIGHT)	106725
108621	1079104	39M	104033	108817(LEFT) 108818(RIGHT)	10659	104064 (LEFT) 104065 (RIGHT)	106725
108621	1079104	39M	104058	108817(LEFT) 108818(RIGHT)	10659	104064 (LEFT) 104065 (RIGHT)	106725
108621	1079104	39N	104033	108817(LEFT) 108818(RIGHT)	10659	104064 (LEFT) 104065 (RIGHT)	106725
108621	1079104	39N	104058	108817(LEFT) 108818(RIGHT)	10659	104064 (LEFT) 104065 (RIGHT)	106725
108621	1079104	39P	104058	108817(LEFT) 108818(RIGHT)	10659	104064 (LEFT) 104065 (RIGHT)	106725
108621	1079104	N/A	104058	108817 (LEFT) 108818 (RIGHT)	10659	104064 (LEFT) 104065 (RIGHT)	106725
108621	N/A	N/A	104058	108817 (LEFT) 108818 (RIGHT) 10882 (FRONT)	10659	1089143(LEFT) 1089144(RIGHT)	N/A
108621	N/A	N/A	104058	108817 (LEFT) 108818 (RIGHT) 10882 (FRONT)	10659	1089143(LEFT) 1089144(RIGHT)	N/A
108621	108362	39T4B	1040104	108828 (LEFT) 108829 (RIGHT)	10659	N/A	106725
108621	108362	39T4C	1040104	108828 (LEFT) 108829 (RIGHT)	10659	483 (LEFT) 484 (RIGHT)	106725
108621	108362	39T4D	1040104	108828 (LEFT) 108829 (RIGHT) 108827 (FRONT)	10659	483 (LEFT) 484 (RIGHT)	106725
108621	108362	39T4B	104096	108828 (LEFT) 108829 (RIGHT)	10659	483 (LEFT) 484 (RIGHT)	106725
108621	108362	39T4C	104096	108828 (LEFT) 108829 (RIGHT)	10659	483 (LEFT) 484 (RIGHT)	106725
108621	108362	39T4D	104096	108828 (LEFT) 108829 (RIGHT) 108827 (FRONT)	10659	483 (LEFT) 484 (RIGHT)	106725
108621	108362	39T4E	104096	108828 (LEFT) 108829 (RIGHT) 108827 (FRONT)	10659	483 (LEFT) 484 (RIGHT)	106725
108621	108362	39T4F	104096	108828 (LEFT) 108829 (RIGHT) 108827 (FRONT)	10659	483 (LEFT) 484 (RIGHT)	106725




Replacement breaker feet




Replacement Cutting Tables



Support Arms



Replacement Measuring Bars



Replacement Rip Guide



All products shown are backed by the
Shield of Approval.

CALL 262-432-0877 • WWW.RTCPRODUCTS.COM



ROCKSTAR SEALERS FOR EVERY STONE APPLICATION



Green Star Sealer



*Natural Finish Stone Sealer**



*Dense Stone Sealer**



*Bluestone Sealer**



Concrete Sealer

Rockstar Sealing manufactures a comprehensive range of high-performance stone sealers and cleaning products for natural stone and all unglazed surfaces.

GREEN STAR SEALER is a water based penetrating sealer that does not alter the appearance of the stone. Will protect against the ingress of oil and water borne staining substances. Excellent for use in food environments and where solvent based sealers cannot be used.

Item #	Description
GS-20L	GreenStar Sealer 20 Liter / 5.28 G
GS-05L	GreenStar Sealer 5 Liter / 1.32 G
GS-01L	GreenStar Sealer 1 Liter / .88 Quart

NATURAL FINISH STONE SEALER is a premium solvent-based penetrating sealer used to protect against staining on a wide variety of natural and man-made stones and tiles. Developed for Marble, Limestone, Travertine, Terrazzo and Concrete Pavers. Applied as the final sealing coat to help protect against staining due to oil and water-based substances such as cooking oils, red wine, and other everyday stain-inducing materials.

Item #	Description
NF-20L	Natural Finish Stone Sealer 20 Liter / 5.28 G
NF-05L	Natural Finish Stone Sealer 5 Liter / 1.32 G
NF-01L	Natural Finish Stone Sealer 1 Liter / .88 Quart

DENSE STONE SEALER is a solvent-based penetrating sealer used to protect against staining on dense, hard to permeate stones and tiles, such as Granite, Bluestone, Porcelain tiles and Polished Concrete. Protects dense stone and tile substrates against environmental staining. The ingress of staining substance is retarded, making the surface easier to clean.

Item #	Description
DS-20L	Dense Stone Sealer 20 Liter / 5.28 G
DS-05L	Dense Stone Sealer 5 Liter / 1.32 G
DS-01L	Dense Stone Sealer 1 Liter / .88 Quart

BLUESTONE SEALER is a high-performance penetrating sealer which does not alter the appearance of the Stone. Developed for all Bluestone and Basalt tiles. Apply onto bluestone pavers enhances the stain resistance of the bluestone surface without changing the colour or texture of the stone.

Item #	Description
BS-05L	Blue Stone Sealer 5 Liter / 1.32 G
BS-01L	Blue Stone Sealer 1 Liter / .88 Quart

CONCRETE SEAL is a water-based acrylic sealer for concrete and masonry surfaces. Referred to as a sacrificial coating. Rockstar Concrete Seal is VOC free and leaves a LOW SHEEN finish. Application of CONCRETE SEAL on concrete and masonry surfaces provides a durable coating, which protects from oil and grease based contaminants. Can also be used in carparks and factories for dust management.

Item #	Description
CS-20L	Concrete Sealer 20 Liter / 5.28 G
CS-05L	Concrete Sealer 5 Liter / 1.32 G
CS-01L	Concrete Sealer 1 Liter / .88 Quart

* Ground shipping only



All products shown are backed by the
Shield of Approval.

CALL 262-432-0877 • RTCPRODUCTS.COM



ROCKSTAR SEALERS FOR EVERY STONE APPLICATION



Salt Stop

SALT STOP is a high performance sealer that protects against the damaging effects of salt water and de-icing salts.

- Reduces salt water penetration, efflorescence and water borne staining
- Water-based, low VOC formulation
- Permanently bonds to the substrate with no peel or blister
- Allows the surface to breathe.
- UV, alkali stable and weather resistant
- Silane technology for enhanced surface penetration

Item #	Description
SS-5L	Salt Stop Sealer 5 Liter / 1.32 G



*Stone Enhancer**

STONE ENHANCER is a sealer that darkens and brings out the natural beauty of stone. Ideal for enriching the color of worn, faded or damaged stone. a penetrating and breathable sealer which is suitable for use indoors and outdoors. Stone enhancer does not leave a sheen.

Item #	Description
SE-20L	Stone Enhancer 20 Liter / 5.28 G
SE-05L	Stone Enhancer 5 Liter / 1.32 G
SE-01L	Stone Enhancer 1 Liter / .88 Quart



Time Saver

TIME SAVER is a water-based Pre-Sealing solution formulated for use on Natural Stone Paving, Concrete Pavers and Terrazzo. Apply to the stone or tile surface prior to grouting to reduce permeability and increase the stain resistance of the surface. Excess grout generated during the grouting process can then be easily removed.

Item #	Description
TS-20L	Time Saver Sealer 20 Liter / 5.28 G
TS-05L	Time Saver Sealer 5 Liter / 1.32 G



*Anti-Graffiti**

Anti-Graffiti is an easy to apply solvent based penetrating sealer, that will not alter the surface appearance, while providing superior protection against graffiti. Graffiti is removed using high pressure hot water. After removal re-apply Rockstar Anti-Graffiti to the affected area to maintain superior surface protection.

- Offers superior protection against Graffiti
- Does not change the appearance of the surface
- Penetrating sealer
- Easy to apply
- Recommended reapplication every 3 – 5 years

Item #	Description
AG-20L	Anti-Graffiti Sealer 20 Liter / 5.28 G
AG-05L	Anti-Graffiti Sealer 5 Liter / 1.32 G

* Ground shipping only



All products shown are backed by the
Shield of Approval.
CALL 262-432-0877 • RTCPRODUCTS.COM



ROCKSTAR CLEANERS FOR EVERY STONE APPLICATION



*Stone Care
Spray & Concentrate*

STONE CARE Spray Suited to maintain all stone surfaces. It is pH Neutral and safe for everyday use all stone surfaces. For use on Kitchen Countertops, Bathroom Vanities and Marble tables. Everyday you clean your stone surface you are sealing your stone for added protection.

STONE CARE Concentrate Used to re-fill Stone Care Spray bottles. Please refer to dilution instructions.

Item #	Description
SCS-750ML	Stone Care Spray 750 mLiter / 25floz
SCC-05L	Stone Care Concentrate 5 Liter / 1.32 G
SCC-01L	Stone Care Concentrate 1 Liter / .88 Quart



Stone Clean Plus

STONE CLEAN PLUS is a high-performance alkaline cleaner for use on all hard surfaces to remove built up dirt and grime. Ideal for use on granite, marble, limestone, sandstone and porcelain. An excellent daily cleaner for high use areas. Ideal for removing heavy deposits of dirt and grime.

Item #	Description
SCP-20L	Stone Clean Plus 20 Liter / 5.28 G
SCP-05L	Stone Clean Plus 5 Liter / 1.32 G



Neutral Cleaner

NEUTRAL CLEANER is a PH 7 Neutral Detergent. Safe to use on all Natural Stone surfaces such as Marble, Limestone and travertine. Can also be used on Terrazzo, polished concrete and porcelain. Environmentally friendly and can be used safely on all hard surfaces

Item #	Description
NC-20L	Neutral Cleaner 20 Liter / 5.28 G
NC-05L	Neutral Cleaner 5 Liter / 1.32 G
NC-01L	Neutral Cleaner 1 Liter / .88 Quart



Miracle Cleaner

MIRACLE CLEANER is a heavy duty cleaner with a pleasant citric aroma, that removes the toughest built up dirt and grime. It can assist in reducing oil, grease stains, fat deposits and graffiti removal* on all natural stones.

* On surfaces treated with Rockstar Anti-Graffiti.

Item #	Description
MC-20L	Miracle Clean 20 Liter / 5.28 G
MC-05L	Miracle Clean 5 Liter / 1.32 G
MC-01L	Miracle Clean 1 Liter / .88 Quart



Lift Off

LIFT OFF is an acid based cleaner formulated to remove grout stains, cement haze, lime deposits and efflorescence. Clean Bluestone tiles, Porcelain tiles, Concrete Pavers and ceramic tiles. DO NOT use on acid-sensitive substrates such as Limestone, Marble, Terrazzo and polished porcelain.

Item #	Description
LO-20L	Lift Off Cleaner 20 Liter / 5.28 G
LO-05L	Lift Off Cleaner 5 Liter / 1.32 G



All products shown are backed by the
Shield of Approval.

CALL 262-432-0877 • RTCPRODUCTS.COM

