

VANILLA ONYX

Vanilla Onyx bring a translucent, dreamy aspect to any project. Its exotic beauty evokes soft moonlight, making Onyx a desired element in jewelry for centuries. On walls, floors, and countertops the effect is magnified, and the stone's ambiance-enhancing effect is at its most profound.


Stocked in honed and polished 12" × 24" field tile, polished 2cm slabs, and a variety of mosaics.



VANILLA ONYX



Polished Field Tile







Honed Field Tile



Broken Joint 1cm - Polished Stone Mosaic



Motor City Circles - Polished Stone Mosaic

APPLICATIONS									VARIATION				TAILORED TO CUSTOMIZATION	
INTERIOR FLOOR	INTERIOR WALL	SHOWER WALL	SHOWER FLOOR	EXTERIOR FLOOR	EXTERIOR WALL	POOL/ FOUNTAIN	COUNTER TOP	FIREPLACE SURROUND	<div><div>V1</div><div>V2</div><div>V3</div><div>V4</div></div>				CARPET CUTTING	
Light Traffic Residential	All	Conventional only	Yes, in mosaic format ¹	No	No	No	Yes	Yes					FIELD	
														FINISH
														MOSAIC
														SADDLE ³
														VANITY TOP ³
														WATERJET
INSTALLATION/MAINTENANCE										AVAILABLE SIZES				
SETTING MATERIAL	GROUT	GROUT JOINT	MEMBRANE	CAULK	SEALER	CLEANER	INSTALLATION INSTRUCTIONS	LAYOUT	DRY LAYOUT					
Mapei Kerapoxy 410 White ²	Ardex FG-C Microtec Unsanded ³	1/16" minimum	Mapei Mapelastix AquaDefense	Mapei Keracaulk Sanded	AquaMix Sealer's Choice Gold	AquaMix Concentrated Stone & Tile Cleaner	TCNA Handbook ⁴ MIA DSDM ⁵	No	Recommended	<div></div> <div>FIELD TILE 12" x 24" x 3/8" Polished & Honed</div>	<div></div> <div>SLAB 3/4" (2cm) Polished Vein Cut & Cross Cut</div>			
NOTES														
<p>¹ Regarding Fiberglass Mesh Backed Stones for installation in wet areas, consult your fabricator for recommended installation method. Options include, but are not limited to complete removal of fiberglass mesh backing (where applicable or installing with epoxy setting material. Any decision to install contrary to most current Marble Institute of America Dimension Stone Design Manual practices is solely at buyers discretion and risk.</p> <p>² The Marble Institute of America recommends installing resin-backed stone with epoxy-based setting materials. Consult your setting materials manufacturer for specific product recommendations.</p> <p>³ Alternate grout - Mapei Keracolor Unsanded</p> <p>⁴ Field tile and mosaic</p> <p>⁵ Slab only</p>										<div></div> <div>12" x 12" x 3/8" (1.0 SF) INTERLOCKING SHEET</div>	<div></div> <div>MOSAIC 8 7/16" x 8 7/16" x 3/8" Polished</div>			