

2020

# TIMELESS

COLLECTION



**C.H.I.** <sup>®</sup>  
OVERHEAD DOORS

The Quality Garage Door.™



---

# Classic Style. Distinctive Design.

---

For a truly lasting design, explore the Timeless Collection from C.H.I. Overhead Doors.

The distinctive stamp designs and extensive personalizing options ensure the perfect complement to your home's exterior.



Short raised panel shown in white with optional stockton inserts and tinted glass.

# Find Your Perfect Match

Timeless style and traditional stamped steel designs to complement any home.



## **RAISED PANEL**

---

Reliable and low maintenance, these doors are a neighborhood standard and feature a classic garage door design.



## **STAMPED CARRIAGE HOUSE**

---

These doors merge traditional carriage house style with simple design and functionality.



## **STAMPED SHAKER**

---

Featuring distinctive shaker style, these minimalist doors leave a lasting impression.





WANT TO SEE MORE?  
Visit [chiohd.com/raised-panel](http://chiohd.com/raised-panel)



Long raised panel shown in optional accents woodtones dark oak with madison inserts and obscure glass.





Short raised panel shown in black.

## RAISED PANEL




Short raised panel shown in white with optional stockton inserts and tinted glass.



Long raised panel shown in white with optional sherwood inserts and plain glass.





### Section Detail



Available in both short and long panel options. The raised panels start with a recessed edge, but the interior surface of each panel is brought slightly forward, adding just a hint of definition to a classic garage door design.



Short Raised Panel

Long Raised Panel



Short raised panel shown in accents woodtones natural oak.



SECTIONS  
Limited Lifetime

SPRINGS  
3 Years

HARDWARE  
3 & 6 Years

# Model Comparison Chart

GOOD			BETTER			BEST		
<b>Panel Style / Model Number<sup>3</sup></b>								
Short Raised Panel	2250	2240	2255	2251	2241	2283	2206	2216
Long Raised Panel	4250	4240	4255	4251	4241	4283	4206	4216
<b>Section Construction</b>	2in. Thick - 1-Sided Steel		2in. Thick - 1-Sided Steel with Vinyl Back	2in. Thick - 1-Sided Steel with Vinyl Back		2in. Thick - 2-Sided Steel	1-1/2in. Thick - 2-Sided Steel	2in. Thick - 2-Sided Steel
<b>Section Material</b>	Standard / 25 <sup>2</sup> Ga. Steel	Heavy Duty / 24 <sup>2</sup> Ga. Steel	Standard / 25 <sup>2</sup> Ga. Steel	Standard / 25 <sup>2</sup> Ga. Steel	Heavy Duty / 24 <sup>2</sup> Ga. Steel	Medium Duty / 27 <sup>2</sup> Ga. Steel	Medium Duty / 27 <sup>2</sup> Ga. Steel	Heavy Duty / 27 <sup>2</sup> Ga. Steel
<b>Insulation Type</b>	No Insulation		Polystyrene	Polystyrene		Polystyrene	Polyurethane	Polyurethane
<b>Thermal Rating</b>	—		R-3.56	R-7.94		R-9.65	R-13.40	R-17.19


## Personalize Your Garage Door

<b>Colors<sup>1</sup></b>	White, Almond, and Sandstone are available on all Models.							
Brown	•	•	•	•	•	•		•
Bronze	•		•	•	•	•		•
Gray	•		•	•	•	•		•
Desert Tan	•		•	•	•	•		•
Black	•		•	•	•	•		•
Graphite						•		
Evergreen		•			•	•		•
<b>Powder Coating<sup>1</sup></b>	188 Colors	188 Colors	188 Colors	188 Colors	188 Colors	188 Colors		188 Colors
<b>Painted Woodtones<sup>1</sup></b>	•		•	•				
<b>Accents Woodtones<sup>1</sup></b>						•		•
Carbon Oak						•		
<b>Windows / Inserts</b>	•	•	•	•	•	•	•	•
<b>Glass</b>	Plain, Frosted, Tinted, Obscure, and Glue Chip are available on all Models.							
<b>Designer Glass</b>						•	•	•
<b>Warranty</b>	Limited Lifetime Warranty							

1 Refer to your local C.H.I. Dealer for exact color and woodtones match. 2 Lower steel gauge [ga.] number indicates stronger steel. 3 Model number indicates construction, window, and panel style.

## Personalizing Options For all window and glass options see pages 14-15

### COLORS<sup>1</sup>



### POWDER COATING<sup>1</sup>




Our in-house powder coating provides multiple color options while providing a maintenance free, durable finish.

### PAINTED WOODTONES<sup>1</sup>



### ACCENTS WOODTONES<sup>1</sup>







WANT TO SEE MORE?  
Visit [chiohd.com/stamped-carriage-house](http://chiohd.com/stamped-carriage-house)



• Stamped carriage long shown in optional accents woodtones mahogany.





Stamped carriage short shown in sandstone with optional stockton inserts, plain glass, and wrought iron hardware.

# STAMPED CARRIAGE HOUSE




Stamped carriage short shown in white with spade hardware.



Stamped carriage long shown in optional accents woodtones dark oak with madison inserts, plain glass, and spade hardware.





Stamped Carriage **Short**

### Section Detail



Available in a short and long design, each stamp has a slight embossed frame followed by a recessed beveled edge with multiple verticle pressed lines that add a classic carriage house touch to this garage door style.



Stamped Carriage **Long**



Stamped carriage short shown in accents woodtones cedar with optional arched madison inserts, tinted glass, and barcelona 1 hardware.










SECTIONS  
**Limited Lifetime**

SPRINGS  
**3 Years**

HARDWARE  
**3 & 6 Years**



# Model Comparison Chart

	GOOD	BETTER	BEST
<b>Panel Style / Model Number<sup>3</sup></b>			
Stamped Carriage Short	5250	5251	5283
Stamped Carriage Long	5950	5951	5983
<b>Section Construction</b>	2in. Thick - 1-Sided Steel	2in. Thick - 1-Sided Steel with Vinyl Back	2in. Thick - 2-Sided Steel
<b>Section Material</b>	Standard / 25 <sup>2</sup> Ga. Steel	Standard / 25 <sup>2</sup> Ga. Steel	Medium Duty / 27 <sup>2</sup> Ga. Steel
<b>Insulation Type</b>	No Insulation	Polystyrene	Polystyrene
			
<b>Thermal Rating</b>	— 	R-7.94 	R-9.65 
			R-16.55 

## Personalizing Options

**Colors<sup>1</sup>** White, Almond, Sandstone, Brown, Bronze, Gray, Desert Tan, and Black are available on all Models.


Graphite			•	
<b>Powder Coating<sup>1</sup></b>	188 Colors	188 Colors	188 Colors	188 Colors
<b>Painted Woodtones<sup>1</sup></b>	•	•		
<b>Accents Woodtones<sup>1</sup></b>			•	•
Carbon Oak			•	
<b>Windows / Inserts</b>	•	•	•	•
<b>Glass</b>	Plain, Frosted, Tinted, Obscure, Glue Chip, and Seeded are available on all Models.			
<b>Designer Glass</b>			•	•

**Warranty** Limited Lifetime Warranty

<sup>1</sup> Refer to your local C.H.I. Dealer for exact color and woodtones match. <sup>2</sup> Lower steel gauge [ga.] number indicates stronger steel. <sup>3</sup> Model number indicates construction, window, and panel style. <sup>4</sup> Long [41" x 13"] windows will be substituted in doors with windows in 18" sections.

## Personalizing Options For all window and glass options see pages 14-15

### COLORS<sup>1</sup>




### POWDER COATING<sup>1</sup>



Our in-house powder coating provides multiple color options while providing a maintenance free, durable finish.

### PAINTED WOODTONES<sup>1</sup>



Modern

Classic

### ACCENTS WOODTONES<sup>1</sup>



Walnut

Driftwood

Mahogany

Cedar

Dark Oak

Natural Oak

Carbon Oak





WANT TO SEE MORE?  
Visit [chiohd.com/stamped-shaker](http://chiohd.com/stamped-shaker)



SECTIONS  
**Limited Lifetime**

SPRINGS  
**3 Years**

HARDWARE  
**3 & 6 Years**

Shown in optional accents woodtones walnut and newport designer glass.

# STAMPED SHAKER



Shown in white




Shown in almond.



# Model Comparison Chart

	GOOD	BETTER	BEST
<b>Panel Style / Model Number<sup>3</sup></b>			
<b>Stamped Shaker</b>	<b>2550</b>	<b>2551</b>	<b>2583</b>
<b>Section Construction</b>	2in. Thick - 1-Sided Steel	2in. Thick - 1-Sided Steel with Vinyl Back	2in. Thick - 2-Sided Steel
<b>Section Material</b>	Standard / 25 <sup>2</sup> Ga. Steel	Standard / 25 <sup>2</sup> Ga. Steel	Medium Duty / 27 <sup>2</sup> Ga. Steel
<b>Insulation Type</b>	No Insulation	Polystyrene	Polystyrene
<b>Thermal Rating</b>	—	R-7.94	R-9.65
<b>Personalizing Options</b>	<b>Colors<sup>1</sup></b> White, Almond, Sandstone, Brown, Bronze, Gray, Desert Tan, and Black <i>are available on all Models.</i>		
<b>Graphite</b>			•
<b>Powder Coating<sup>1</sup></b>	188 Colors	188 Colors	188 Colors
<b>Painted Woodtones<sup>1</sup></b>	•	•	•
<b>Accents Woodtones<sup>1</sup></b>			•
<b>Carbon Oak</b>			•
<b>Windows / Inserts</b>	•	•	•
<b>Glass</b>	Plain, Frosted, Tinted, Obscure, Glue Chip, and Seeded <i>are available on all Models.</i>		
<b>Designer Glass</b>			•
<b>Warranty</b>	Limited Lifetime Warranty		




## Section Detail

Each stamp starts with an embossed frame followed by a recessed beveled edge that adds slight definition to a soon to be classic garage door design.

## Personalizing Options For all window and glass options see pages 14-15

### COLORS<sup>1</sup>




### POWDER COATING<sup>1</sup>



Our in-house powder coating provides multiple color options while providing a maintenance free, durable finish.

### PAINTED WOODTONES<sup>1</sup>



Modern

Classic

### ACCENTS WOODTONES<sup>1</sup>



Walnut

Driftwood

Mahogany

Cedar

Dark Oak

Natural Oak


Carbon Oak



# PERSONALIZING OPTIONS Not all options shown are available with every style.

We offer a variety of personalizing options to help your home stand out in your neighborhood. After choosing your door's style and color, add glass, window designs, or hardware to dramatically change the overall look of your door and add to your home's appeal.

## Raised Panel, Stamped Carriage House, and Stamped Shaker **COLORS\***




## POWDER COATING\*



Our in-house powder coating provides multiple color options while providing a maintenance free, durable finish.

## PAINTED WOODTONES\*




## Raised Panel, Stamped Carriage House, Stamped Shaker **ACCENTS WOODTONES\***



## Stamped Carriage House **DECORATIVE HARDWARE**

### Permanent



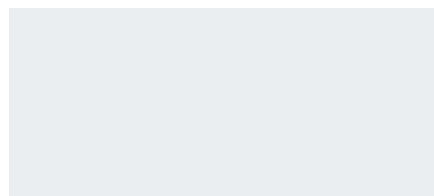
### Magnetic



## Raised Panel, Stamped Carriage House, and Stamped Shaker **GLASS**



Plain available as single pane Polycarbonate




Frosted



Tinted



Obscure



Glue Chip



Seeded

\*Refer to your local C.H.I. Dealer for exact color and woodtones match.



**Raised Panel SHORT - INSERTS** 19in x 13in



Plain



Cascade



Stockton



Prairie



Waterton



Sherwood



Cathedral



Sunburst

**Raised Panel LONG - INSERTS** 41in x 13in



Plain



Cascade



Stockton



Arched Stockton



Madison



Arched Madison



Prairie



Waterton



Sherwood



Sunburst

**Stamped Carriage House, Stamped Shaker OVERSIZED - INSERTS** 42in x 15in



Plain



Cascade



Stockton



Arched Stockton



Madison



Arched Madison


**DESIGNER GLASS**




Hawthorne



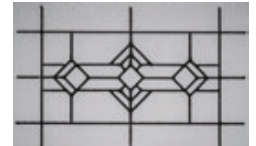
Somerset



Hampton



Newport



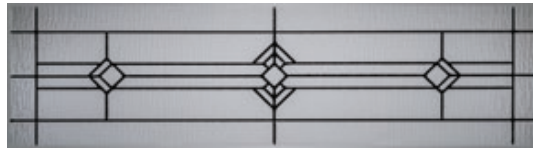
Temple



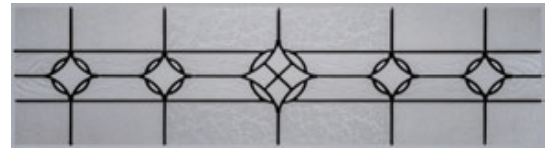
Hawthorne



Somerset



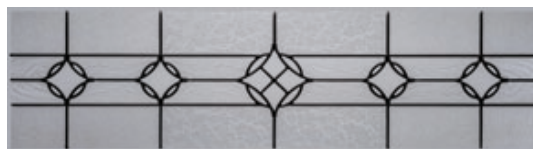
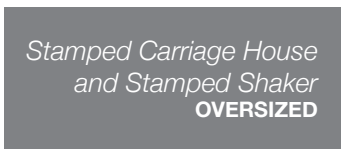
Temple



Newport



Florence



Newport



Florence





DOORVISIONS  
*Bring your vision to life.*

C.H.I. DEALERS

## A BETTER BUYING EXPERIENCE

All C.H.I. doors, replacement parts, and accessories are sold only through our network of C.H.I. dealers: dedicated professionals who install and service our doors with the same quality and workmanship we use to manufacture them.

chiohd.com | 1485 Sunrise Drive | Arthur, IL 61911 | USA

Your Local Garage Door Professional