


BATI ■ ORIENT



A world of inspiration



13th EDITION CATALOG

BATI ORIENT

A world of inspiration



13th EDITION CATALOG

A high-angle photograph of a tropical coastline. In the foreground, there's a rocky shore with green vegetation. A small, crescent-shaped sandy beach is nestled between a steep, grey limestone cliff on the left and the ocean. The water is a vibrant turquoise near the shore, transitioning to a deeper blue further out. Several large, jagged limestone rock formations protrude from the water. The sky is a pale, hazy blue.

A world of inspiration

Our planet
has so much
to offer



WELCOME TO BATI ORIENT USA

Broadening our horizons, discovering new lands, developing global relations and exchanges, this is what Bati Orient USA is all about.

Our mission is to bring and share with you the wonders of the world.

Our planet has so much to offer.

Through our products we hope that we can bring to you some of these treasures.

Bati Orient is a decoration brand offering a world of inspiration. At the bend of a street in Venice, at the entrance of an Indonesian temple, on the colorful stalls of a Jaipur market, Bati Orient unearths the beauties of the world to make your interiors even more original.

The decor palettes, the colors of the tile pieces, the shapes of the products offer you subtle associations of ethnic, contemporary or classic inspirations to give your room the ambience you dream of.



batorientus

LAND FLEX



Product code and care & maintenance

USAGE

For all our products we indicate an area of use represented by the attached pictograms.

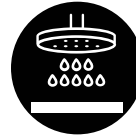
This is a classification specific to BATI-ORIENT USA, given as an indication only.

IMPORTANT:


All our products must be protected with an adapted sealer prior to installation.

CAUTION:

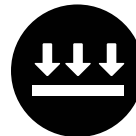
Finishing products may slightly darken the raw material's color. Use non-abrasive grout joint material.



Suitable for shower floors.



Suitable for light traffic areas.
(Bedroom, walk-in closet etc...)



Suitable for regular traffic areas.
(Entrance hall, living room, kitchen etc...)



Suitable for outdoor use.
In accordance with generally accepted construction practices.



Suitable for shower wall.



Suitable for swimming pool.

White

→ Product Color

12"x12" | 30.5x30.5 cm

→ Product sizes in
Inches and
Centimeters







A **GABL17** → SKU number









Treatment Code for the Product
(detailed in the back of the catalog)

Index

Ref.	Page	Treatment	Size		SqFt Pce	Weight per unit							
			in	cm		lb	kg						
ARNO01	222	A	12"x12"	30.5x30.5	0.97	3.82	1.73	✓	✓	✓	✓	✓	✓
ARNO02	223	A	12"x12"	30.5x30.5	0.97	3.82	1.73	✓	✓	✓	✓	✓	✓
ARNO03	222	A	3/4"x12"	12x30	0.40	1.60	0.72	✓	✓	✓	✓	✓	✓
ARNO14	276	A	6"x12"	15x30	0.50	2.42	1.09				✓	✓	✓
ARNO20	275	A	4"x14"	10x35	1.00	2.00	0.92				✓	✓	✓
ARNO22	276	A	12"x12"	30.5x30.5	0.97	4.41	2.00				✓	✓	✓
ARRO01	222	A	12"x12"	30.5x30.5	0.97	3.82	1.73	✓	✓	✓	✓	✓	✓
ARRO02	223	A	12"x12"	30.5x30.5	0.97	3.82	1.73	✓	✓	✓	✓	✓	✓
ARRO03	222	A	4 3/4"x12"	12x30.5	0.40	1.60	0.72	✓	✓	✓	✓	✓	✓
ARRO16	188	A	12"x11.6"	30.5x29.5	0.97	3.36	1.53				✓	✓	✓
ARRO17	175	A	12"x12"	30.5x30.5	0.97	2.81	1.27				✓	✓	✓
ARRO19	275	A	4"x14"	10x35	0.39	2.00	0.92				✓	✓	✓
BEGR03	114	H	12.2" x 12.2"	31x31	1.03	3.40	1.54	✓	✓	✓	✓	✓	✓
BEGR04	112	H	11.7" x 11.7"	29.8x29.8	1.03	3.40	1.50	✓	✓	✓	✓	✓	✓
BEMI13	110	H	12" x 12"	30.5x30.5	1.01	3.29	1.49	✓	✓	✓	✓	✓	✓
BEMI14	110	H	12" x 12"	30.5x30.5	1.01	3.29	1.49	✓	✓	✓	✓	✓	✓
BERO01	114	H	12.2" x 12.2"	31x31	1.03	3.40	1.54	✓	✓	✓	✓	✓	✓
BERO02	112	H	11.7" x 11.7"	29.8x29.8	1.03	3.40	1.50	✓	✓	✓	✓	✓	✓
BOBO02	304	E	28"x6"	70x17		88	40						
BOBO08	85	E	11.8"x11.8"	30x30	0.97	3.61	1.64	✓	✓	✓	✓	✓	✓
BOBO09	85	E	11.8"x11.8"	30x30	0.97	3.61	1.64	✓	✓	✓	✓	✓	✓
BOCA01	99	-	12"x12"	30x30	0.97	1.20	0.55						
BOFO01	85	E	11.8"x11.8"	30x30	0.97	3.61	1.64	✓	✓	✓	✓	✓	✓
BOFO03	84	E	12"x11.8"	30.5x30	0.98	3.97	1.80	✓	✓		✓	✓	
BOMA01	263	-	13"x14.4"	32x36	1.30	1.54	0.70		✓				
BOMI01	263	-	13"x14.4"	32x36	1.30	1.54	0.70		✓				
CEBE09	158	D	11.9"x11.8"	30.3x30.1	1.00	3.97	1.80	✓	✓		✓	✓	✓
CEBE10	160	D	11.8"x12.2"	30x31	1.00	3.11	1.41	✓	✓			✓	
CEBL17	164	D	11.8"x11.8"	30x30	0.97	2.64	1.20					✓	✓
CEBL18	164	D	11.8"x11.8"	30x30	0.97	2.64	1.20					✓	✓
CEBL19	164	D	13"x10.6"	33x27	0.96	2.64	1.20					✓	✓
CEBL25	134	D	11.3"x11.6"	28.8x29.4	0.91	2.20	1.00					✓	✓
CEBL29	120	D	11.8"x11.8"	30x30	0.97	3.97	1.80	✓	✓		✓	✓	✓
CEBL30	162	D	11.6"x11.6"	29.5x29.5	0.93	2.71	1.23					✓	✓
CEBL36	154	D	11.8"x11.8"	30x30	0.97	2.54	1.15	✓	✓			✓	✓
CEBL47	130	D	11.2"x11.2"	28.5x28.5	0.97	2.69	1.22					✓	
CEBL48	132	D	11.2"x11.2"	28.5x28.5	0.97	2.69	1.22					✓	
CEBL49	136	D	11.2"x11.6"	28.5x29.5	0.90	2.23	1.01	✓	✓		✓	✓	✓
CEGR28	148	D	11.8"x11.8"	30x30	0.97	2.80	1.27	✓	✓			✓	✓
CEGR29	150	D	11.8"x11.4"	30x29	0.93	2.80	1.27	✓	✓			✓	✓
CEGR32	158	D	11.9"x11.8"	30.3x30.1	0.98	3.97	1.80	✓	✓		✓	✓	✓
CEGR35	130	D	11.2"x11.2"	28.5x28.5	0.97	2.69	1.22					✓	
CEGR36	160	D	11.8"x12.2"	30x31	0.87	3.11	1.41	✓	✓			✓	
CEGR37	138	D	11.8"x11.8"	30x30	0.97	4.23	1.91	✓	✓		✓	✓	✓
CEMA04	118	D	11.8"x11.8"	30x30	0.97	3.88	1.76	✓	✓		✓	✓	✓
CEMA07	156	D	12"x12"	30.5x30.5	1.00	2.42	1.10	✓	✓			✓	✓

Ref.	Page	Treatment	Size		SqFt Pce	Weight per unit							
			in	cm		lb	kg						
CEMI09	164	D	11.8"x11.8"	30x30	0.97	2.64	1.20					✓	✓
CEMI45	138	D	11.7"x13.2"	29.8x33.4	1.07	3.53	1.60	✓	✓		✓	✓	✓
CEMI46	120	D	11.8"x11.8"	30x30	0.97	3.97	1.80	✓	✓		✓	✓	✓
CEMI47	162	D	11.5"x11.5"	29x29	0.93	2.91	1.32					✓	✓
CEMI48	148	D	11.8"x11.8"	30x30	0.97	2.80	1.27	✓	✓			✓	✓
CEMI49	150	D	11.8"x11.4"	30x29	0.94	2.80	1.27	✓	✓			✓	✓
CEMI50	154	D	11.8"x11.8"	30x30	0.97	2.54	1.15	✓	✓			✓	✓
CEMI51	144	D	11.8"x11.8"	30x30	0.97	2.73	1.24	✓				✓	✓
CEMI52	144	D	11.8"x11.8"	30x30	0.97	2.73	1.24	✓				✓	✓
CEMI53	144	D	11.8"x11.8"	30x30	0.97	2.73	1.24	✓				✓	✓
CEMI64	122	D	12"x12"	30.5x30.5	1.00	2.79	1.27	✓	✓			✓	✓
CEMI67	156	D	12"x12"	30.5x30.5	1.00	2.42	1.10	✓	✓			✓	✓
CEMI68	118	D	11.8"x11.8"	30x30	0.97	3.97	1.80	✓	✓		✓	✓	✓
CENO31	134	D	11.3"x11.6"	28.8x29.4	0.91	2.20	1.00				✓	✓	✓
CENO40	136	D	11.2"x11.6"	28.5x29.5	0.90	2.23	1.01	✓	✓		✓	✓	✓
CEVE16	132	D	11.2"x11.2"	28.5x28.5	0.87	2.69	1.22					✓	
CIBE01	289	G	8"x8"	20x20	0.44	2.80	1.10		✓	✓		✓	
CIBE02	293	G	4"x8"	10x20	-	1.40	0.55						
CIBL01	289	G	8"x8"	20x20	0.44	2.80	1.10		✓	✓		✓	
CIBL02	289	G	8"x8"	20x20	0.44	2.80	1.10		✓	✓		✓	
CIBL03	291	G	8"x9"	20x23	0.50	2.40	1.30		✓	✓		✓	
CIBL04	293	G	4"x8"	10x20	-	1.40	0.55						
CIBL05	293	G	4"x8"	10x20	-	1.40	0.55						
CIBL06	289	G	8"x8"	20x20	0.44	0.65	1.20		✓	✓		✓	
CIBL07	293	G	4"x8"	10x20	-	1.40	0.55						
CIGR01	289	G	8"x8"	20x20	0.44	2.80	1.10		✓	✓		✓	
CIGR02	289	G	8"x8"	20x20	0.44	2.80	1.10		✓	✓		✓	
CIGR03	291	G	8"x9"	20x23	0.50	2.40	1.30		✓	✓		✓	
CIGR04	291	G	8"x9"	20x23	0.50	2.40	1.30		✓	✓		✓	
CIGR05	293	G	4"x8"	10x20	-	1.40	0.55						
CIGR06	293	G	4"x8"	10x20	-	1.40	0.55						
CIJA01	289	G	8"x8"	20x20	0.44	2.80	1.10		✓	✓		✓	
CIJA02	293	G	4"x8"	10x20	-	1.40	0.55						
CIMI01	286	G	8"x8"	20x20	0.44	2.80	1.10		✓	✓		✓	
CIMI02	286	G	8"x8"	20x20	0.44	2.80	1.10		✓	✓		✓	
CIMI03	286	G	8"x8"	20x20	0.44	2.80	1.10		✓	✓		✓	
CIMI04	286	G	8"x8"	20x20	0.44	2.80	1.10		✓	✓		✓	
CIMI05	286	G	8"x8"	20x20	0.44	2.80	1.10		✓	✓		✓	
CIMI06	286	G	8"x8"	20x20	0.44	2.80	1.10		✓	✓		✓	
CIMI08	286	G	8"x8"	20x20	0.44	2.80	1.10		✓	✓		✓	
CIMI09	286	G	8"x8"	20x20	0.44	2.80	1.10		✓	✓		✓	
CIMI13	286	G	8"x8"	20x20	0.44	2.80	1.10		✓	✓		✓	
CIMI14	286	G	8"x8"	20x20	0.44	2.80	1.10		✓	✓		✓	
CIMI18	286	G	8"x8"	20x20	0.44	2.80	1.10		✓	✓		✓	
CIMI20	286	G	8"x8"	20x20	0.44	2.80	1.10		✓	✓		✓	
CIMI21	286	G	8"x8"	20x20	0.44	2.80	1.10		✓	✓		✓	







Ref.	Page	Treatment	Size		SqFt Pce	Weight per unit							
			in	cm		lb	kg						
CIMI22	291	G	8"x9"	20x23	0.50	2.40	1.30		✓	✓		✓	
CIMI23	291	G	8"x9"	20x23	0.50	2.40	1.30		✓	✓		✓	
CIMI28	287	G	8"x8"	20x20	0.44	2.80	1.10		✓	✓		✓	
CIMI31	287	G	8"x8"	20x20	0.44	2.80	1.10		✓	✓		✓	
CIMI32	287	G	8"x8"	20x20	0.44	2.80	1.10		✓	✓		✓	
CIMI33	287	G	8"x8"	20x20	0.44	2.80	1.10		✓	✓		✓	
CIMI34	287	G	8"x8"	20x20	0.44	2.80	1.10		✓	✓		✓	
CIMI37	287	G	8"x8"	20x20	0.44	2.80	1.10		✓	✓		✓	
CIMI43	286	G	8"x8"	20x20	0.44	2.80	1.10		✓	✓		✓	
CIMI45	291	G	8"x9"	20x23	0.50	2.40	1.30		✓	✓		✓	
CIMI46	291	G	8"x9"	20x23	0.50	2.40	1.30		✓	✓		✓	
CIMI47	287	G	8"x8"	20x20	0.44	2.80	1.10		✓	✓		✓	
CIMI48	291	G	8"x9"	20x23	0.50	2.40	1.30		✓	✓		✓	
CIMI51	286	G	8"x8"	20x20	0.44	2.80	1.10		✓	✓		✓	
CIMI59	287	G	8"x8"	20x20	0.44	2.80	1.10		✓	✓		✓	
CIMI60	287	G	8"x8"	20x20	0.44	2.80	1.10		✓	✓		✓	
CIMI61	287	G	8"x8"	20x20	0.44	2.80	1.10		✓	✓		✓	
CIMI62	287	G	8"x8"	20x20	0.44	2.80	1.10		✓	✓		✓	
CIMI64	286	G	8"x8"	20x20	0.44	2.80	1.10		✓	✓		✓	
CIMI67	287	G	8"x8"	20x20	0.44	2.80	1.10		✓	✓		✓	
CIMI68	286	G	8"x8"	20x20	0.44	2.80	1.10		✓	✓		✓	
CIMI73	287	G	8"x8"	20x20	0.44	2.80	1.10		✓	✓		✓	
CIMI74	287	G	8"x8"	20x20	0.44	2.80	1.10		✓	✓		✓	
CIMI79	287	G	8"x8"	20x20	0.44	2.80	1.10		✓	✓		✓	
CIMI82	286	G	8"x8"	20x20	0.44	2.80	1.10		✓	✓		✓	
CIMI83	286	G	8"x8"	20x20	0.44	2.80	1.10		✓	✓		✓	
CIMI106	286	G	8"x8"	20x20	0.44	2.80	1.10		✓	✓		✓	
CINO01	289	G	8"x8"	20x20	0.44	2.80	1.10		✓	✓		✓	
CINO02	291	G	8"x9"	20x23	0.50	2.40	1.30		✓	✓		✓	
CINO03	293	G	4"x8"	10x20	-	1.40	0.55						
CIRO01	289	G	8"x8"	20x20	0.44	2.80	1.10		✓	✓		✓	
CIRO02	293	G	4"x8"	10x20	-	1.40	0.55						
CITA01	289	G	8"x8"	20x20	0.44	2.80	1.10		✓	✓		✓	
CITA02	293	G	4"x8"	10x20	-	0.65	1.20						
CIVE01	289	G	8"x8"	20x20	0.44	2.80	1.10		✓	✓		✓	
CIVE02	293	G	4"x8"	10x20	-	1.40	0.55	✓	✓	✓	✓	✓	✓
ECO08	224	A	11.8"x11.8"	30x30	0.97	3.82	1.73	✓	✓	✓	✓	✓	✓
ECO09	224	A	11.8"x11.8"	30x30	0.97	3.82	1.73	✓	✓	✓	✓	✓	✓
ECO11	31	A	11.8"x11.8"	30x30	0.97	3.82	1.73	✓	✓	✓	✓	✓	✓
ECO12	82	F	11.8"x11.8"	30x30	0.97	3.82	1.73	✓	✓	✓	✓	✓	✓
ECO13	94	A	11.8"x11.8"	30x30	0.97	3.82	1.73	✓	✓	✓	✓	✓	✓
ECO14	94	A	11.8"x11.8"	30x30	0.97	3.82	1.73	✓	✓	✓	✓	✓	✓
ECO21	258	D	11.8"x11.8"	30x30	0.97	3.60	1.63				✓	✓	
ECO23	258	D	11.8"x11.8"	30x30	0.97	3.34	1.51				✓	✓	
ECO25	258	D	11.8"x11.8"	30x30	0.97	3.36	1.52				✓	✓	
ECO27	259	D	11.8"x11.8"	30x30	0.97	3.38	1.53				✓	✓	







NEW PRODUCTS 2025

Ref.	Page	Treatment	Size		SqFt Pce	Weight per unit							
			in	cm		lb	kg						
GABE01R	52	A	12"x12"	30.5x30.5	1.00	3.82	1.73	✓	✓	✓	✓	✓	✓
GABE02R/30	52	A	4"x12"	10x30.5	0.33	1.33	0.60	✓	✓	✓	✓	✓	✓
GABE03	56	B	12"x12"	30.5x30.5	0.97	4.80	2.18	✓	✓	✓	✓	✓	✓
GABE04/30	56	B	4"x12"	10x30.5	0.33	1.33	0.60	✓	✓	✓	✓	✓	✓
GABE11	30	A	12"x12"	30.5x30.5	0.97	3.82	1.73	✓	✓	✓	✓	✓	✓
GABE12/30	30	A	4"x12"	10x30.5	0.33	1.33	0.60	✓	✓	✓	✓	✓	✓
GABE14	35	A	12"x12"	30.5x30.5	0.97	3.82	1.73	✓	✓	✓	✓	✓	✓
GABE15/30	35	A	4"x12"	10x30.5	0.33	1.33	0.60	✓	✓	✓	✓	✓	✓
GABE17	39	B	12"x12"	30.5x30.5	0.97	3.82	1.73	✓	✓	✓	✓	✓	✓
GABE18/30	39	B	4"x12"	10x30	0.33	1.33	0.60	✓	✓	✓	✓	✓	✓
GABE19	42	A	11.8"x11.8"	30x30	0.97	3.22	1.46	✓				✓	
GABE21	42	A	11.8"x12"	30x30.5	0.98	2.20	1.00	✓				✓	
GABL01R	54	A	12"x12"	30.5x30.5	0.97	3.82	1.73	✓	✓	✓	✓	✓	✓
GABL02R/30	54	A	4"x12"	10x30.5	0.33	1.33	0.60	✓	✓	✓	✓	✓	✓
GABL03	56	B	12"x12"	30.5x30.5	0.97	4.80	2.18	✓	✓	✓	✓	✓	✓
GABL04/30	56	B	4"x12"	10x30.5	0.33	1.33	0.60	✓	✓	✓	✓	✓	✓
GABL17	30	A	12"x12"	30.5x30.5	0.97	3.82	1.73	✓	✓	✓	✓	✓	✓
GABL18/30	30	A	4"x12"	10x30.5	0.33	1.33	0.60	✓	✓	✓	✓	✓	✓
GABL20	36	A	12"x12"	30.5x30.5	0.97	3.82	1.73	✓	✓	✓	✓	✓	✓
GABL21/30	36	A	4"x12"	10x30.5	0.33	1.33	0.60	✓	✓	✓	✓	✓	✓
GABL22	58	A	6"x12"	15x30.5	0.50	3.61	1.64				✓	✓	✓
GABL23	40	B	12"x12"	30.5x30.5	0.97	3.82	1.73	✓	✓	✓	✓	✓	✓
GABL24/30	40	B	4"x12"	10x30.5	0.33	1.33	0.60	✓	✓	✓	✓	✓	✓
GABL27	42	B	12"x12"	30.5x30.5	0.97	3.82	1.73	✓	✓	✓	✓	✓	✓
GAGR01R	54	A	12"x12"	30.5x30.5	0.97	3.82	1.73	✓	✓	✓	✓	✓	✓
GAGR02R/30	54	A	4"x12"	10x30.5	0.33	1.33	0.60	✓	✓	✓	✓	✓	✓
GAGR03	63	A	12"x12"	30.5x30.5	0.97	3.01	1.36	✓	✓			✓	
GAGR04/30	63	A	4"x12"	10x30.5	0.33	1.00	0.45	✓	✓			✓	
GAGR07R	52	A	12"x12"	30.5x30.5	0.97	3.82	1.73	✓	✓	✓	✓	✓	✓
GAGR08R/30	52	A	4"x12"	10x30.5	0.33	1.33	0.60	✓	✓	✓	✓	✓	✓
GAGR09	26	F	11.8"x11.8"	30x30	0.97	4.41	2.00	✓	✓		✓	✓	✓
GAGR10	61	A	12"x12"	30.5x30.5	1.00	3.31	1.50					✓	
GAGR11	61	A	12"x12"	30.5x30.5	1.00	3.31	1.50					✓	
GAJA04	33	A	12"x12"	30.5x30.5	0.97	3.82	1.73	✓	✓	✓	✓	✓	✓
GAJA05/30	33	A	4"x12"	10x30.5	0.33	1.33	0.60	✓	✓	✓	✓	✓	✓
GAJA06R	50	A	12"x12"	30.5x30.5	0.97	3.82	1.73	✓	✓	✓	✓	✓	✓
GAJA07R/30	50	A	4"x12"	10x30	0.33	1.33	0.60	✓	✓	✓	✓	✓	✓
GAMA01	55	B	12"x12"	30.5x30.5	0.97	4.80	2.18	✓	✓	✓	✓	✓	✓
GAMA02/30	55	B	4"x12"	10x30.5	0.33	1.33	0.60	✓	✓	✓	✓	✓	✓
GAMA11	40	B	12"x12"	30.5x30.5	0.97	3.82	1.73	✓	✓	✓	✓	✓	✓
GAMA12/30	40	B	4"x12"	10x30.5	0.33	1.33	0.60	✓	✓	✓	✓	✓	✓
GAMI03R	50	A	12"x12"	30.5x30.5	0.97	3.82	1.73	✓	✓	✓	✓	✓	✓
GAMI04	56	B	12"x12"	30.5x30.5	0.97	4.80	2.18	✓	✓	✓	✓	✓	✓
GAMI10R/30	50	A	4"x12"	10x30.5	0.33	1.33	0.60	✓	✓	✓	✓	✓	✓
GAMI11/30	56	B	4"x12"	10x30.5	0.33	1.33	0.60	✓	✓	✓	✓	✓	✓
GAMI36	31	A	12"x12"	30.5x30.5	0.97	3.82	1.73	✓	✓	✓	✓	✓	✓

Ref.	Page	Treatment	Size		SqFt Pce	Weight per unit							
			in	cm		lb	kg						
GAMI37/30	31	A	4"x12"	10x30.5	0.33	1.33	0.60	✓	✓	✓	✓	✓	✓
GAMI38	28	A	12"x12"	30.5x30	0.97	3.82	1.73	✓	✓	✓	✓	✓	✓
GAMI39/30	28	A	4"x12"	10x30.5	0.33	1.33	0.60	✓	✓	✓	✓	✓	✓
GAMI40	28	A	12"x12"	30.5x30.5	0.97	3.82	1.73	✓	✓	✓	✓	✓	✓
GAMI41/30	28	A	4"x12"	10x30.5	0.33	1.33	0.60	✓	✓	✓	✓	✓	✓
GAMI42R	51	A	12"x12"	30.5x30.5	0.97	3.82	1.73	✓	✓	✓	✓	✓	✓
GAMI43R/30	51	A	4"x12"	10x30.5	0.33	1.33	0.60	✓	✓	✓	✓	✓	✓
GAMI56R	49	A	12"x12"	30.5x30.5	0.97	3.82	1.73	✓	✓	✓	✓	✓	✓
GAMI57R/30	49	A	4"x12"	10x30.5	0.33	1.33	0.60	✓	✓	✓	✓	✓	✓
GAMI58R	49	A	12"x12"	30.5x30.5	0.97	3.82	1.73	✓	✓	✓	✓	✓	✓
GAMI59R/30	49	A	4"x12"	10x30.5	0.33	1.33	0.60	✓	✓	✓	✓	✓	✓
GAMI62R	49	A	12"x12"	30.5x30.5	0.97	3.82	1.73	✓	✓	✓	✓	✓	✓
GAMI63R/30	49	A	4"x12"	10x30.5	0.33	1.33	0.60	✓	✓	✓	✓	✓	✓
GAMI74	35	A	12"x12"	30.5x30.5	0.97	3.82	1.73	✓	✓	✓	✓	✓	✓
GAMI75/30	35	A	4"x12"	10x30.5	0.33	1.33	0.60	✓	✓	✓	✓	✓	✓
GAMI76	36	A	12"x12"	30.5x30.5	0.97	3.82	1.73	✓	✓	✓	✓	✓	✓
GAMI80	35	A	12"x12"	30.5x30.5	0.97	3.82	1.73	✓	✓	✓	✓	✓	✓
GAMI81/30	35	A	4"x12"	10x30.5	0.33	1.33	0.60	✓	✓	✓	✓	✓	✓
GAMI82R	50	A	12"x12"	30.5x30.5	0.97	3.82	1.73	✓	✓	✓	✓	✓	✓
GAMI83	28	A	12"x12"	30.5x30.5	0.97	3.82	1.73	✓	✓	✓	✓	✓	✓
GAMI84R/30	50	A	4"x12"	10x30.5	0.33	1.33	0.60	✓	✓	✓	✓	✓	✓
GAMI85/30	28	A	4"x12"	10x30.5	0.33	1.33	0.60	✓	✓	✓	✓	✓	✓
GAMI86	39	B	12"x12"	30.5x30.5	0.97	3.82	1.73	✓	✓	✓	✓	✓	✓
GAMI87/30	39	B	4"x12"	10x30.5	0.33	1.33	0.60	✓	✓	✓	✓	✓	✓
GAMI92	38	A	6"x12"	15x30.5	0.50	1.81	0.82	✓	✓	✓	✓	✓	✓
GAMI97	61	A	12"x12"	30.5x30.5	1.00	3.31	1.50					✓	
GAMI98	61	A	12"x12"	30.5x30.5	1.00	3.31	1.50					✓	
GAMI100	24	A	12.2"x12.2"	31x31	1.03	3.54	1.60	✓	✓	✓	✓	✓	✓
GAMI101	24	A	12"x12"	30.5x30.5	1.00	3.53	1.60	✓	✓	✓	✓	✓	✓
GANO01R	51	A	12"x12"	30.5x30.5	0.97	3.82	1.73	✓	✓	✓	✓	✓	✓
GANO02R/30	51	A	4"x12"	10x30.5	0.33	1.33	0.60	✓	✓	✓	✓	✓	✓
GANO03	55	B	12"x12"	30.5x30.5	0.97	4.80	2.18	✓	✓	✓	✓	✓	✓
GANO04/30	55	B	4"x12"	10x30.5	0.33	1.33	0.60	✓	✓	✓	✓	✓	✓
GANO15	30	A	12"x12"	30.5x30.5	0.97	3.82	1.73	✓	✓	✓	✓	✓	✓
GANO16/30	30	A	4"x12"	10x30.5	0.33	1.33	0.60	✓	✓	✓	✓	✓	✓
GANO18	58	A	6"x12"	15x30.5	0.50	3.61	1.64				✓	✓	✓
GANO19	40	B	12"x12"	30.5x30.5	0.97	3.82	1.73	✓	✓	✓	✓	✓	✓
GANO20/30	40	B	4"x12"	10x30.5	0.33	1.33	0.60	✓	✓	✓	✓	✓	✓
GANO21	38	A	6"x12"	15x30.5	0.50	1.81	0.82	✓	✓	✓	✓	✓	✓
GANO23	36	A	12"x12"	30.5x30.5	0.97	3.82	1.73	✓	✓	✓	✓	✓	✓
GASC01	33	A	12"x12"	30.5x30.5	0.97	3.82	1.73	✓	✓	✓	✓	✓	✓
GASC02/30	33	A	4"x12"	10x30.5	0.33	1.33	0.60	✓	✓	✓	✓	✓	✓
GATU01	63	A	12"x12"	30.5x30.5	0.97	3.01	1.36	✓	✓			✓	
GATU02/30	63	A	4"x12"	10x30.5	0.33	1.00	0.45	✓	✓			✓	
GAVE03	26	A	12"x12"	30.5x30.5	0.97	3.53	1.60	✓	✓	✓	✓	✓	✓
GAVE04/30	26	A	4"x12"	10x30.5	0.33	1.33	0.60	✓	✓	✓	✓	✓	✓

NEW PRODUCTS 2025

Ref.	Page	Treatment	Size		SqFt Pce	Weight per unit							
			in	cm		lb	kg						
GAVE11	94	A	11.8"x11.8"	30x30	0.97	3.53	1.60	✓	✓	✓	✓	✓	✓
LABL01	302	-	5"x20"	40.4x12	-	27.1	12.3						
LABL02	301	-	4"x20"	40.5x10	-	41.7	18.9						
LAF01	302	-	5"x20"	40.4x12	-	27.1	12.3						
LAF02	301	-	4"x20"	40.5x10	-	41.7	18.9						
LANO01	302	-	5"x20"	40.4x12	-	27.1	12.3						
LANO02	301	-	4"x20"	40.5x10	-	41.7	18.9						
LATA01	302	-	5"x20"	40.4x12	-	27.1	12.3						
LATA02	301	-	4"x20"	40.5x10	-	41.7	18.9						
MABE131	74	F	12"x12"	30.5x30.5	1.00	3.75	1.70	✓	✓	✓	✓	✓	✓
MABE132	219	F	11.9"x11.9"	30.2x30.2	0.99	5.03	2.28		✓				
MABE133	205	F	12"x12"	30.5x30.5	1.00	5.14	2.33	✓	✓	✓	✓	✓	✓
MABE134	198	F	12"x12"	30.5x30.5	0.97	5.07	2.30	✓	✓	✓	✓	✓	✓
MABG01	87	F	11.6"x12"	29x30.5	0.97	3.81	1.70	✓	✓	✓	✓	✓	✓
MABL01	81	F	11.8"x 11.8"	30x30	0.97	3.82	1.73	✓	✓	✓	✓	✓	✓
MABL02/30	81	F	4"x12"	10x30	0.33	1.33	0.60	✓	✓	✓	✓	✓	✓
MABL29	309	E	16"x36"	40x90	-	242.55	110						
MABL30	310	E	16"x36"	40x90	-	242.55	110						
MABL48	308	E	16"x16"	40x40	-	242.55	110						
MABL54	305	E	16 1/4"x6"	40.6x15	-	37.49	17						
MABL55	217	F	11.6"x11.6"	29x29	0.93	3.48	1.58	✓	✓	✓	✓	✓	✓
MABL64	82	F	11.8"x 11.8"	30x30	0.97	3.82	1.73	✓	✓	✓	✓	✓	✓
MABL65/30	82	F	4"x12"	10x30.5	0.33	1.33	0.60	✓	✓	✓	✓	✓	✓
MABL73	306	E	16 3/8"x4 3/4"	41x12	-	48.51	22						
MABL74	88	F	11.8"x 11.8"	30x30	0.97	4.40	2.00	✓	✓	✓	✓	✓	✓
MABL75/30	88	F	4"x12"	10x30.5	0.33	1.70	0.76	✓	✓	✓	✓	✓	✓
MABL95	26	A	12"x12"	30.5x30.5	0.97	3.97	1.81	✓	✓	✓	✓	✓	✓
MABL104	277	F	6"x12"	15x30	0.50	2.42	1.10	✓	✓	✓	✓	✓	✓
MABL105	273	F	19.8"x11.2"	28x48	1.52	5.29	2.40	✓	✓	✓	✓	✓	✓
MABL109	210	F	11"x11"	28x28	0.84	3.97	1.80	✓	✓	✓	✓	✓	✓
MABL117	76	F	12"x12"	30.5x30.5	1.00	3.44	1.56	✓	✓	✓	✓	✓	✓
MABL118	219	F	11.9"x11.9"	30.2x30.2	0.99	5.03	2.28		✓				
MABL119	200	F	12"x12"	30.5x30.5	1.00	5.12	2.33	✓	✓	✓	✓	✓	✓
MABL120	200	F	10"x12"	25.5x30.5	0.83	4.30	1.95	✓	✓	✓	✓	✓	✓
MABL121	202	F	9.7"x11"	24.5x28	0.74	3.79	1.72	✓	✓	✓	✓	✓	✓
MABL122	205	F	12"x12"	30.5x30.5	1.00	5.14	2.33	✓	✓	✓	✓	✓	✓
MABL125	198	F	12"x12"	30.5x30.5	0.97	5.07	2.30	✓	✓	✓	✓	✓	✓
MACA01	88	F	11.8"x11.8"	30x30	0.97	4.40	2.00	✓	✓	✓	✓	✓	✓
MACA02/30	88	F	4"x12"	10x30.5	0.33	1.70	0.76	✓	✓	✓	✓	✓	✓
MACA03	90	F	11.6"x12"	29.5x30.5	0.97	4.20	1.90	✓	✓	✓	✓	✓	✓
MACA04	87	F	11.6"x12"	29x30.5	0.97	3.81	1.70	✓	✓	✓	✓	✓	✓
MACA05	277	F	6"x12"	15x30.5	0.50	2.42	1.10	✓	✓	✓	✓	✓	✓
MAGR01	79	F	11.8"x11.8"	30x30	0.97	3.82	1.73	✓	✓	✓	✓	✓	✓
MAGR02/30	79	F	4"x12"	10x30.5	0.33	1.33	0.60	✓	✓	✓	✓	✓	✓
MAGR29	309	E	16"x36"	40x90	-	242.55	110						
MAGR30	310	E	16"x36"	40x90	-	242.55	110						






Ref.	Page	Treatment	Size		SqFt Pce	Weight per unit							
			in	cm		lb	kg						
MAGR40	308	E	16"x16"	40x40	-	242.55	110						
MAGR45	305	E	16 1/4"x6"	40.6x15	-	37.49	17						
MAGR46	303	E	6"x24"	16.5x60	-	44.10	20						
MAGR47	217	F	11.6"x11.6"	29x29	0.93	3.48	1.58	✓	✓	✓	✓	✓	✓
MAGR88	88	F	11.8"x 11.8"	30x30	0.97	4.40	2.00	✓	✓	✓	✓	✓	✓
MAGR89/30	88	F	4"x12"	10x30.5	0.45	1.70	0.76	✓	✓	✓	✓	✓	✓
MAGR92	90	F	11.6"x12"	29.5x30.5	0.97	4.20	1.90	✓	✓	✓	✓	✓	✓
MAGR103	210	F	11.8"x11.8"	30x30	0.97	3.31	1.50	✓	✓		✓	✓	
MAGR104	87	F	11.6"x12"	29x30.5	0.97	3.81	1.70	✓	✓	✓	✓	✓	
MAGR105	216	F	16"x6.8"	40.6x17.2	0.76	3.75	1.70	✓	✓		✓	✓	✓
MAGR106	216	F	11.8"x11.8"	30x30	0.97	3.52	1.60	✓	✓		✓	✓	✓
MAGR107	221	F	12.5"x12.5"	31.8x31.8	1.09	3.61	1.64	✓	✓	✓	✓	✓	✓
MAGR108	221	F	11.7"x11.7"	29.8x29.8	0.95	3.28	1.49	✓	✓	✓	✓	✓	✓
MAGR110	221	F	12.4"x9.5"	31.5x24.2	0.82	2.78	1.26	✓	✓	✓	✓	✓	✓
MAGR113	273	F	19.8"x11.2"	28x48	1.52	5.29	2.40	✓	✓	✓	✓	✓	
MAGR116	203	F	12"x12"	30.5x30.5	1.00	3.75	1.70	✓	✓	✓	✓	✓	✓
MAGR117	203	F	11.8"x11.8"	30x30	0.97	4.19	1.90	✓	✓	✓	✓	✓	✓
MAGR120	76	F	12"x12"	30.5x30.5	1.00	3.55	1.61	✓	✓	✓	✓	✓	✓
MAGR121	74	F	12"x12"	30.5x30.5	1.00	3.75	1.70	✓	✓	✓	✓	✓	✓
MAGR122	268	F	12"x10.4"	30.5x26.5	0.87	4.18	1.90	✓	✓	✓	✓	✓	
MAMA45	218	E	12"x12"	30.5x30.5	0.97	4.40	2.00	✓	✓	✓	✓	✓	✓
MAMI09	78	F	11.8"x 11.8"	30x30	0.97	3.82	1.73	✓	✓	✓	✓	✓	✓
MAMI10/30	78	F	4"x12"	10x30.5	0.33	1.33	0.60	✓	✓	✓	✓	✓	✓
MAMI11	79	F	11.8"x 11.8"	30x30	0.97	3.82	1.73	✓	✓	✓	✓	✓	✓
MAMI12/30	79	F	4"x12"	10x30	0.33	1.33	0.60	✓	✓	✓	✓	✓	✓
MAMI15	217	F	11"x12"	28x30.5	0.92	3.48	1.58	✓	✓	✓	✓	✓	✓
MAMI19	217	F	11.6"x11.6"	29x29	0.93	3.48	1.58	✓	✓	✓	✓	✓	✓
MAMI29	183	E	12"x12"	30.5x30.5	0.97	3.21	1.46	✓				✓	
MAMI30	182	E	12"x12"	30.5x30.5	0.97	3.21	1.46	✓				✓	
MAMI32	180	E	12"x12"	30.5x30.5	0.97	2.80	1.27	✓				✓	
MAMI33	182	E	12"x12"	30.5x30.5	0.97	3.21	1.46	✓				✓	
MAMI50	194	F	11.8"x11.8"	30x30	0.97	3.01	1.36	✓				✓	
MAMI51	180	F	12"x12"	30.5x30.5	0.97	2.80	1.27	✓				✓	✓
MAMI54	179	F	12"x12"	30.5x30.5	0.97	3.40	1.54	✓				✓	✓
MAMI57	179	E	12"x12"	30.5x30.5	0.97	3.40	1.54	✓				✓	✓
MAMI78	78	F	11.8"x 11.8"	30x30	0.85	3.82	1.73	✓	✓	✓	✓	✓	✓
MAMI79/30	78	F	4"x12"	10x30.5	0.33	1.33	0.60	✓	✓	✓	✓	✓	✓
MAMI83	180	E	12"x12"	30.5x30.5	0.97	3.00	1.36					✓	
MAMI86	88	F	11.8"x 11.8"	30x30	0.97	4.40	2.00	✓	✓	✓	✓	✓	✓
MAMI92	184	F	12"x12"	30.5x30.5	0.97	2.80	1.27	✓				✓	✓
MAMI93	184	F	12"x12"	30.5x30.5	0.97	2.80	1.27	✓				✓	✓
MAMI94	184	F	12"x12"	30.5x30.5	0.97	2.80	1.27	✓				✓	✓
MAMI95	184	F	12"x12"	30.5x30.5	0.97	2.80	1.27	✓				✓	✓
MAMI96/30	88	F	4"x12"	10x30.5	0.45	1.70	0.76	✓	✓	✓	✓	✓	✓
MAMI101	103	E	12"x12"	30.5x30.5	1.00	3.40	1.55	✓				✓	✓
MAMI102	103	E	4"x12"	10x30.5	0.33	1.25	0.57	✓				✓	✓






NEW PRODUCTS 2025

Ref.	Page	Treatment	Size		SqFt Pce	Weight per unit							
			in	cm		lb	kg						
MAMI103	103	E	12"x12"	30.5x30.5	1.00	3.40	1.55	✓			✓	✓	
MAMI104	103	E	4"x12"	10x30.5	0.33	1.25	0.57	✓			✓	✓	
MAMI119	172	F	11.6"x12"	29.5x30.5	0.95	2.85	1.25					✓	
MAMI120	173	F	11.6"x12"	29.5x30.5	0.95	2.85	1.25					✓	
MAMI123	90	F	11.6"x12"	29.5x30.5	0.97	4.20	1.90	✓	✓	✓	✓	✓	✓
MAMI143	190	E	11.6"x11.6"	29.5x29.5	0.93	3.81	1.73	✓			✓	✓	
MAMI150	186	F	11.8"x11.8"	30x30	0.97	2.50	1.14				✓	✓	✓
MAMI151	186	F	11.8"x11.8"	30x30	0.97	2.50	1.14				✓	✓	
MAMI152	87	F	11.6"x12"	29x30.5	0.97	3.81	1.70	✓	✓	✓	✓	✓	✓
MAMI153	193	F	11.8"x11.8"	30x30	0.97	2.26	1.03				✓	✓	
MAMI164	173	F	11.4"x12"	29x30.5	0.95	2.85	1.25	✓				✓	✓
MAMI165	172	F	11.4"x12"	29x30.5	0.95	2.85	1.25	✓				✓	✓
MAMI166	172	F	11.7"x11.7"	29.8x29.8	0.95	3.25	1.45	✓				✓	✓
MAMI167	172	F	11.7"x11.7"	29.8x29.8	0.95	3.25	1.45	✓				✓	✓
MAMI168	174	F	11.2"x10.4"	28.5x26.4	0.81	2.64	1.20	✓	✓			✓	
MAMI174	190	D	11.6"x12"	29.5x30.5	0.97	3.70	1.68	✓				✓	
MAMI175	190	D	11.6"x12"	29.5x30.5	0.97	3.70	1.68	✓				✓	
MAMI180	245	F	11.8"x11.8"	30x30	0.97	3.53	1.60	✓	✓			✓	✓
MAMI181	245	D	11.8"x11.8"	30x30	0.97	3.53	1.60					✓	✓
MAMI182	212	F	12"x12"	30.5x30.5	1.00	3.75	1.70	✓	✓	✓	✓	✓	✓
MAMI183	212	F	11.8"x11.8"	30x30	0.97	4.19	1.90	✓	✓	✓	✓	✓	✓
MAMI184	214	F	11.8"x11.8"	30x30	0.97	4.19	1.90	✓	✓	✓	✓	✓	✓
MAMI185	214	F	12"x12"	30.5x30.5	1.00	3.75	1.70	✓	✓	✓	✓	✓	✓
MAMI186	203	F	11.4"x11.3"	28.9x28.6	0.89	3.97	1.80	✓	✓	✓	✓	✓	✓
MAMI187	72	F	12"x12"	30.5x30.5	1.00	3.09	1.40	✓	✓	✓	✓	✓	✓
MAMI188	72	F	12"x12"	30.5x30.5	1.00	3.09	1.40	✓	✓	✓	✓	✓	✓
MAMI191	208	F	10.3"x12.5"	26.2x31.8	0.89	4.58	2.08	✓	✓	✓	✓	✓	✓
MAMI192	208	F	10"x12"	25.5x30.5	0.83	4.30	1.95	✓	✓	✓	✓	✓	✓
MAMI193	206	F	11.2"x11.2"	28.5x28.5	0.87	4.48	2.03	✓	✓	✓	✓	✓	✓
MAMI194	206	F	11.2"x11.2"	28.5x28.5	0.87	4.48	2.03	✓	✓	✓	✓	✓	✓
MAMI197	268	F	12"x10.4"	30.5x26.5	0.87	4.18	1.90	✓	✓		✓	✓	
MAMI198	170	F	11.8x11.8	30x30	0.97	2.87	1.30				✓	✓	
MAMI199	170	F	12.7"x12.3"	32.3x31.3	1.08	3.03	1.37				✓	✓	
MAMI203	126	F	11.9"x11.9"	30.1x30.1	0.98	5.01	2.27	✓	✓	✓	✓	✓	✓
MAMI204	126	F	11.9"x11.9"	30.1x30.1	0.98	5.01	2.27	✓	✓	✓	✓	✓	✓
MAMI205	128	F	11.9"x11.9"	30.1x30.1	0.98	5.01	2.27	✓	✓	✓	✓	✓	✓
MANO29	309	E	16"x36"	40x90	-	242.55	110						
MANO30	310	E	16"x36"	40x90	-	242.55	110						
MANO36	308	E	16"x16"	40x40	-	242.55	110						
MANO39	305	E	16 1/4"x6"	40.6x15	-	37.49	17						
MANO55	306	E	16 3/8"x4 3/4"	41x12	-	48.51	22						
MANO62	276	F	0.8"x12"	2x30	0.07	0.6	0.26				✓	✓	
MAVE01	218	E	12"x12"	30.5x30.5	0.97	4.40	2.00	✓	✓	✓	✓	✓	✓
MAVE04	270	F	12"x12"	30.5x30.5	1.00	4.19	1.90	✓	✓		✓	✓	✓
MAVI01	177	E	11.8"x11.8"	30x30	0.97	3.40	1.54				✓	✓	
MEAR19	100	C	12"x12"	30.5x30.5	1.03	3.00	1.36	✓			✓	✓	

Ref.	Page	Treatment	Size		SqFt Pce	Weight per unit							
			in	cm		lb	kg						
MEAR20	100	C	12"x12"	30.5x30.5	1.00	3.00	1.36	✓			✓	✓	
MEAR22	236	C	11.8"x11.8"	30x30	0.98	1.29	0.59						
MEAR23	238	C	11.9"x11.9"	30.5x30.5	0.98	1.29	0.59						
MEGR01	230	C	11.4"x12.2"	29x31	0.97	1.94	0.88				✓	✓	
MEMI27	188	E	11.8"x12"	30x30.5	1.02	3.00	1.36	✓			✓	✓	✓
MEMI51	264	-	11.8"x 11.8"	30x30	0.97	1.21	0.55						
MEMI52	264	-	11.8"x 11.8"	30x30	0.97	1.21	0.55						
MEMI56	174	C	11.2"x11.7"	28.5x29.8	0.91	2.31	1.05					✓	
MEMI58	230	C	11.4"x12.2"	29x31	0.97	2.01	0.91					✓	
MEMI59	232	C	11.8"x11.8"	30x30	0.91	0.66	0.30					✓	
MEMI60	234	F	11.1"x11.6"	28.2x29.5	0.89	1.87	0.85	✓				✓	
MEMI61	234	C	11.8"x12"	30x30.6	0.98	2.20	1.00					✓	
MEMI63	100	F	11.8"x13.7"	30x34.8	1.12	2.42	1.10	✓				✓	
MEMI64	230	C	11.4"x12.2"	29x31	0.97	1.94	0.88				✓	✓	
MEMI66	228	C	14"x11.8"	35x29.5	1.15	2.21	1.00					✓	
MEMI67	228	C	14"x11.8"	35x29.5	1.15	2.21	1.00					✓	
MENO09	233	C	11.5"x11.5"	29.2x29.2	0.92	2.09	0.95				✓	✓	
MEOR10	236	C	11.8"x11.8"	30x30	0.97	1.29	0.59						
MEOR11	238	C	11.9"x11.9"	30.5x30.5	0.98	1.29	0.59						
PIBL10	96	A	12"x12"	30.5x30.5	0.97	3.55	1.61	✓	✓			✓	
PIBL11	96	A	4"x12"	10x30.5	0.33	1.43	0.65	✓	✓			✓	
PIBL12	64	A	12"x12"	30.5x30.5	0.97	2.20	1.00	✓	✓			✓	
PIBL13	64	A	4"x12"	10x30.5	0.33	0.66	0.30	✓	✓			✓	
PIBL14	66	A	12"x12"	30.5x30.5	0.97	2.54	1.15	✓	✓			✓	
PIBL15	66	A	4"x12"	10x30.5	0.33	0.84	0.38	✓	✓			✓	
PIBL18	65	A	12"x12"	30.5x30.5	0.97	2.76	1.25	✓	✓			✓	
PIBL19	65	A	4"x12"	10x30.5	0.33	0.88	0.40	✓	✓			✓	
PIGR28	64	A	12"x12"	30.5x30.5	0.97	2.20	1.00	✓	✓			✓	
PIGR29	64	A	4"x12"	10x30.5	0.33	0.66	0.30	✓	✓			✓	
PIGR30	66	A	12"x12"	30.5x30.5	0.97	2.54	1.15	✓	✓			✓	
PIGR31	66	A	4"x12"	10x30.5	0.33	0.84	0.38	✓	✓			✓	
PIGR32	83	A	11.8"x 11.8"	30x30	0.97	2.98	1.35	✓	✓			✓	
PIGR33	83	A	4"x12"	10x30.5	0.33	0.99	0.45	✓	✓			✓	
PIGR34	65	A	12"x12"	30.5x30.5	0.97	2.76	1.25	✓	✓			✓	
PIGR35	65	A	4"x12"	10x30.5	0.33	0.88	0.40	✓	✓			✓	
PIMI03	307	C	16.5"x16.5"	42x42	-	83.77	38						
PIMI07	96	A	12"x12"	30.5x30.5	0.97	3.82	1.73	✓				✓	
PIMI07	96	A	4"x12"	10x30.5	0.33	1.26	0.57	✓				✓	
PIMI08	96	A	12"x12"	30.5x30.5	0.97	3.82	1.73	✓				✓	
PIMI09	96	A	4"x12"	10x30.5	0.33	1.26	0.57	✓				✓	
PIMI18	97	A	12"x12"	30.5x30.5	0.97	3.54	1.61	✓				✓	
PIMI19	97	A	4"x12"	10x30.5	0.33	1.43	0.65	✓				✓	
PIMI20	97	A	12"x12"	30.5x30.5	0.97	3.54	1.61	✓				✓	
PIMI21	97	A	4"x12"	10x30.5	0.33	1.43	0.65	✓				✓	
PIMI22	96	A	12"x12"	30.5x30.5	0.97	3.54	1.61	✓	✓			✓	
PIMI23	96	A	4"x12"	10x30.5	0.33	1.69	0.65	✓	✓			✓	

NEW PRODUCTS 2025

Ref.	Page	Treatment	Size		SqFt Pce	Weight per unit						
			in	cm		lb	kg					
PIMI26	64	A	12"x12"	30.5x30.5	0.97	2.20	1.00	✓	✓			✓
PIMI27	64	A	4"x12"	10x30.5	0.33	0.66	0.30	✓	✓			✓
PIMI28	66	A	12"x12"	30.5x30.5	0.97	2.54	1.15	✓	✓			✓
PIMI29	66	A	4"x12"	10x30.5	0.33	0.84	0.38	✓	✓			✓
PIMI31	182	F	12"x12"	30.5x30.5	0.97	3.97	1.80	✓			✓	✓
PIMI32	182	A	12"x12"	30.5x30.5	0.97	3.97	1.80	✓			✓	✓
PIMI36	83	A	12"x12"	30.5x30.5	1.00	2.56	1.16	✓	✓		✓	✓
PIMI40	167	F	11.8"x12"	30x30.5	1.25	4.40	2.00	✓	✓	✓	✓	✓
PIMI41	167	F	13"x13.8"	33x35	1.25	5.94	2.70	✓	✓	✓	✓	✓
PIMI42	167	F	12"x12"	30.5x30.5	1.00	4.40	2.00	✓	✓	✓	✓	✓
QUBE02	223	A	12"x12"	30.5x30.5	0.97	3.82	1.73	✓	✓	✓	✓	✓
QUBE04	78	A	11.8"x11.8"	30x30	0.97	3.82	1.73	✓	✓	✓	✓	✓
QUBE05/30	78	A	4"x12"	10x30.5	0.33	1.33	0.60	✓	✓	✓	✓	✓
QUBE23	275	A	4"x14"	10x35	0.39	2.00	0.92				✓	✓
QUGR01	224	A	12"x12"	30.5x30.5	0.97	4.41	2.00	✓	✓	✓	✓	✓
QUMI11	195	A	12"x12"	30.5x30.5	0.97	3.81	1.73	✓			✓	✓
QUMI12	195	A	12"x12"	30.5x30.5	0.97	3.81	1.73	✓			✓	✓
QUMI13	195	A	12"x12"	30.5x30.5	0.97	3.81	1.73	✓			✓	✓
QUMI17	179	A	12"x12"	30.5x30.5	0.97	2.80	1.27	✓			✓	✓
VEBE09	47	D	11.8x11.8	30x30	0.97	2.51	1.13	✓	✓		✓	✓
VEBE10	242	D	11.8x11.8	30x30	0.97	3.67	1.66				✓	✓
VEBL12	256	D	12"x12"	30.5x30.5	0.97	2.20	1.00				✓	✓
VEBL36	104	D	11.9"x11.9"	30.3x30.3	0.98	3.20	1.45				✓	✓
VEBL37	196	-	11.6"x23.4"	29.5x29.5	1.89	8.00	3.6					✓
VEBL40	183	D	12"x12"	30.5x30.5	1.00	3.40	1.54				✓	✓
VEBL41	192	F	11.6"x11.6"	29.5x29.5	0.93	3.81	1.73	✓			✓	✓
VEBL43	102	D	11.4"x11.7"	29x29.6	0.93	1.95	0.90				✓	✓
VEBL45	260	D	11.8"x11.7"	30x29.7	0.96	3.61	1.64				✓	✓
VEBL46	255	D	11.8"x11.8"	30x30	0.97	3.31	1.50				✓	✓
VEBL48	254	D	11.8"x11.8"	29.8x29.8	0.97	3.35	1.52				✓	✓
VEBL49	253	D	11.8"x11.8"	30x30	0.97	3.60	1.64				✓	✓
VEBL50	253	D	11.8"x11.8"	30x30	0.97	3.60	1.64				✓	✓
VEBL63	250	D	11.8"x11.8"	30x30	0.97	3.62	1.64				✓	✓
VEBL64	246	D	11.9"x10.8"	30.2x27.5	0.89	2.42	1.10					✓
VEBL65	47	D	11.8x11.8	30x30	0.97	2.51	1.13	✓	✓		✓	✓
VEGR39	192	D	11.6"x11.6"	29.5x29.5	0.93	3.81	1.73				✓	✓
VEGR41	260	D	11.8"x12.6"	30x32	1.03	3.52	1.60				✓	✓
VEGR48	255	D	11.8"x11.8"	30x30	0.97	3.31	1.50				✓	✓
VEGR50	254	D	11.8"x11.8"	29.8x29.8	0.97	3.35	1.52				✓	✓
VEGR52	249	D	11.8"x11.8"	30x30	0.97	2.39	1.08				✓	✓
VEGR56	242	D	11.8x11.8	30x30	0.97	3.67	1.66				✓	✓
VEMI27	175	F	12"x12"	30.5x30.5	0.97	3.00	1.36	✓			✓	✓
VEMI77	261	D	11.7"x11.7"	29.7x29.7	0.95	2.40	1.09	✓	✓	✓	✓	✓
VEMI78	261	D	11.7"x11.7"	29.7x29.7	0.95	2.40	1.09	✓	✓	✓	✓	✓
VEMI87	175	F	12"x12"	30.5x30.5	0.97	2.81	1.27	✓			✓	✓
VEMI89	177	F	11.8"x11.8"	30x30	0.97	2.81		✓			✓	✓

Ref.	Page	Treatment	Size		SqFt Pce	Weight per unit						
			in	cm		lb	kg					
VEMI90	188	E	11.8"x11.8"	30x30	0.97	3.40	1.55				✓	✓
VEMI93	175	F	11.8"x11.8"	30x30	0.97	3.31	1.50	✓			✓	✓
VEMI98	175	E	12"x12"	30.5x30.5	0.97	3.41	1.55				✓	✓
VEMI99	180	E	12"x12"	30.5x30.5	0.97	3.00	1.36				✓	✓
VEMI109	179	A	12"x12"	30.5x30.5	0.97	3.24	1.47	✓			✓	✓
VEMI111	194	E	11.8"x11.8"	30x30	0.97	3.40	1.55				✓	✓
VEMI114	175	F	12"x12"	30.5x30.5	0.97	2.80	1.27	✓			✓	✓
VEMI131	262	D	11.8"x11.8"	30x30	0.97	2.45	1.11	✓			✓	✓
VEMI134	262	D	11.8"x11.8"	30x30	0.97	2.87	1.30	✓	✓		✓	✓
VEMI136	262	D	11.8"x11.8"	30x30	0.97	2.87	1.30	✓	✓		✓	✓
VEMI137	262	D	11.8"x11.8"	30x30	0.97	2.87	1.30	✓	✓		✓	✓
VEMI138	193	F	11.8"x11.8"	30x30	0.97	3.31	1.50	✓	✓		✓	✓
VEMI143	261	D	11"x11.1"	27.9x28	0.85	2.20	1.00	✓	✓	✓	✓	✓
VEMI145	261	D	11"x11.1"	27.9x28	0.85	2.20	1.00	✓	✓	✓	✓	✓
VEMI151	261	D	10.3"x11.7"	26.2x29.8	0.84	2.40	1.09	✓	✓		✓	✓
VEMI152	261	D	10.3"x11.7"	26.2x29.8	0.84	2.40	1.09	✓	✓		✓	✓
VEMI155	259	D	11.8"x11.8"	30x30	0.97	3.31	1.50					
VEMI156	255	D	11.8"x11.8"	30x30	0.97	3.53	1.60	✓			✓	✓
VEMI166	169	D	11.8"x11.8"	30x30	0.97	1.70	0.77		✓			✓
VEMI169	48	D	11.8x11.8	30x30	0.97	2.51	1.13	✓	✓		✓	✓
VEMI170	244	D	11.8x11.8	30x30	0.97	3.67	1.66				✓	✓
VENO02	104	D	11.9"x11.9"	30.3x30.3	0.98	3.20	1.45				✓	✓
VENO04	256	D	12"x12"	30.5x30.5	0.97	2.20	1.00				✓	✓
VENO34	192	F	11.6"x11.6"	29.5x29.5	0.93	3.81	1.73				✓	✓
VENO35	254	D	12"x12"	30.5x30.5	1.00	3.61	1.64					✓
VENO36	102	D	11.5"x12"	29.5x30.5	0.96	2.00	1.00				✓	✓
VERO33	255	D	11.6"x11.6"	29.5x29.5	0.93	3.31	1.50				✓	✓
VERO34	196	-	11.6"x23.4"	29.5x29.5	1.89	8.00	3.60					✓
VEVE40	192	D	11.6"x11.6"	29.5x29.5	0.93	3.81	1.73				✓	✓
VEVE43	254	D	11.8"x11.8"	29.8x29.8	0.97	3.35	1.52				✓	✓
VEVE44	250	D	11.8"x11.8"	30x30	0.97	3.60	1.64				✓	✓
VEVI02	196	-	11.6"x23.4"	29.5x29.5	1.89	8.00	3.60					✓

NEW PRODUCTS 2025







Discontinued Products 2025

Discontinued products will be available for the rest of the year until stock is depleted.

12th EDITION CATALOG

Photo	SKU	Page
	BOMA04	368
	BOMI04	368
	ECO24	358
	ECO28	218
	GABL25	35
	GAGR05R	52

Photo	SKU	Page
	GAGR06R/30	52
	MABE123	288
	MABL110	260
	MABL111	262
	MAGR118	266
	MAGR119	266

Photo	SKU	Page
	MAJA52	92
	MEMI29	322
	MEMI54	322
	PIGR40	206
	PIMI24	247
	PIMI30	282

Discontinued Products 2025

12th EDITION CATALOG

Photo	SKU	Page
	QUMI18	362
	QUMI20	282
	VEBL51	340
	VEBL55	326
	VEBL56	326
	VEBL57	328

Photo	SKU	Page
	VEBL58	328
	VEGR51	338
	VEGR53	330
	VEGR54	330
	VEMI85	223
	VEMI120	362

Photo	SKU	Page
	VEMI153	243
	VEMI163	342
	VENO12	362

Warning

The products pictured in this catalog are shown **WITHOUT ANY SURFACE TREATMENT.**

The colors can darken slightly once treated or sealed with finishing products.

PRIOR TO FULL TREATMENT OR SEALER APPLICATION, WE STRONGLY ADVISE TO CARRY A TEST ON A SMALL CLEAN AND DRY AREA OF THE STONE, AS WE CANNOT PREDICT THE REACTION OF A TREATMENT ON NATURAL STONE.

NO CLAIM WILL BE ACCEPTED IF A TEST HAS NOT BEEN MADE.



Non sealed surface



Sealed



Sealed with "wet effect"
or "color enhancer" sealer

Our sinks can vary in terms of shades and veins, depending on the stone or marble block from which they were quarried.

INDIVIDUALLY HANDCRAFTED.

Any irregularity in the stone may not be attributed to packing or shipping.

IMPERATIVE: All our washbasins must be treated according to the treatment methods described on pages 467 to 472.



Shade variations.




Veining variations.




PEBBLES

page 21




MINI - OPUS

page 69



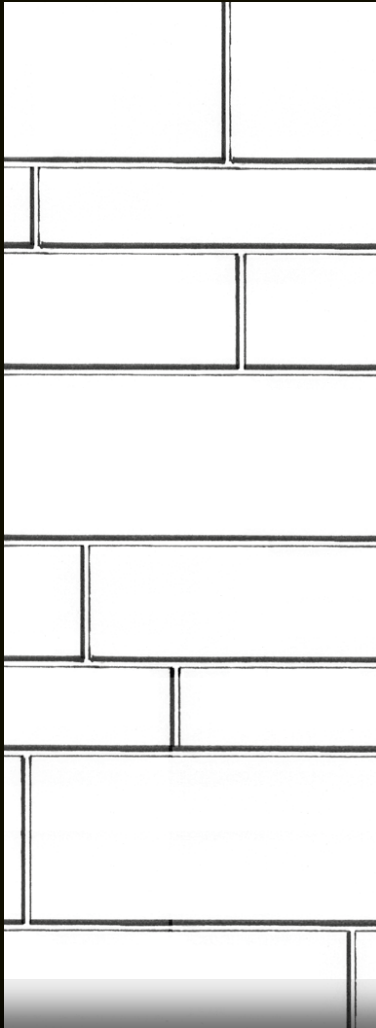
ROUND

page 92



OTHER - MIX

page 107



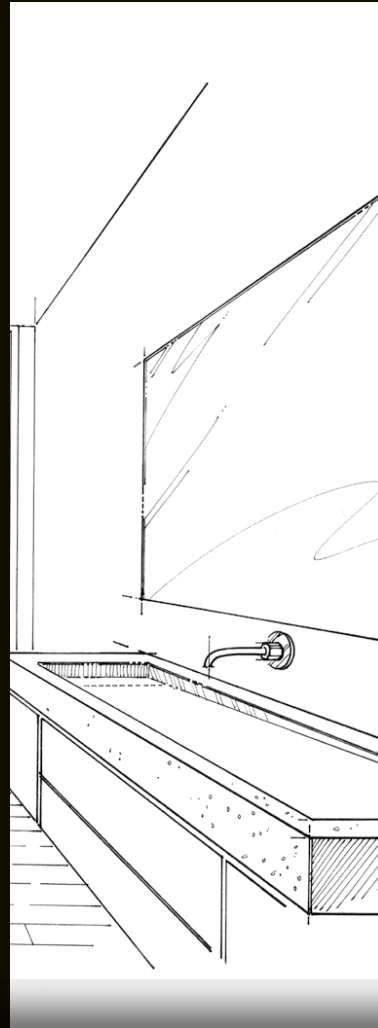
**FLOORS - WALLS
& SPECIAL SIZES**

page 265




CEMENT TILES

page 280



SINKS

page 298



**TREATMENT &
MAINTENANCE**

page 312

TABLE OF CONTENTS





Sliced
page 24



Rectified
page 46

Pebbles



Other
page 55



The Bali Series



The Bali Series

Our pebbles are coming from far away lands.

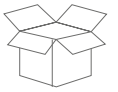
Indonesia, China are among the major sources of this beautiful and soothing product.

Like each country visited, each pebble is different and its character is unique.

Choose from a vast range of colors and textures...

Sliced Matte

12.2x12.2x5/16" - 31x31x0.8 cm	10 pcs	10.33 sq.ft / 0,96 m ²	35.36 lb / 16 Kg
12"x12"x3/8" - 30.5x30.5x1 cm	11 pcs	10.64 ft. / 1 m ²	39.9 lb / 18.1 Kg



Multicolor Sliced
Pebble Mosaic

12.2"x12.2" | 31x31 cm
3.54 lb/pc | 1.6 kg/pc

A GAMI100 *new*



Multicolor Sliced Pebble
Mix Mosaic

12"x12" | 30.5x30.5 cm
3.53 lb/pc | 1.6 kg/pc

A GAMI101 *new*



GAMI100



GAMI101

Sliced Matte

11.8"x11.8"x3/8" - 30x30x1.0 cm
 12"x12"x5/16" - 30.5x30.5x0.8 cm
 4"x12"x3/8" - 10x30.5x0.9 cm

11 pcs	10.76 sq.ft / 1 m ²	48.49 lb / 22.00 Kg
11 pcs	10.76 sq.ft / 1 m ²	42.02 lb / 19 Kg
17 pcs	16.73 ft. / 5.1 m ²	22.61 lb / 10.2 Kg



Striped Sliced Tumbled Grey Marble

11.8"x11.8" | 30x30 cm
 4.41 lb/pc | 2.00 kg/pc

F GAGR09



White Marble

12"x12" | 30.5x30.5 cm
 3.97 lb/pc | 1.81 kg/pc

A MABL95



Crystal Green Marble

12"x12" | 30.5x30.5 cm
 3.53 lb/pc | 1.60 kg/pc

A GAVE03



Crystal Green Marble

4"x12" | 10x30.5 cm
 1.33 lb/pc | 0.60 kg/pc

A GAVE04/30





GAVE03

Sliced Matte

12"x12"x3/8" - 30.5x30.5x0.9 cm

11 pcs

10.76 sq.ft / 1 m²

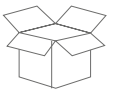
42.02 lb / 19 Kg

4"x12"x3/8" - 10x30.5x0.9 cm

17 pcs

16.73 ft. / 5.1 m²

22.61 lb / 10.2 Kg



White/Green

12"x12"	30.5x30.5 cm
3.82 lb/pc	1.73 kg/pc

A GAMI38



White/Green

4"x12"	10x30.5 cm
1.33 lb/pc	0.60 kg/pc

A GAMI39/30



White/Black

12"x12"	30.5x30.5 cm
3.82 lb/pc	1.73 kg/pc

A GAMI40



White/Black

4"x12"	10x30.5 cm
1.33 lb/pc	0.60 kg/pc

A GAMI41/30



White/Beige/Black

12"x12"	30.5x30.5 cm
3.82 lb/pc	1.73 kg/pc

A GAMI83



White/Beige/Black

4"x12"	10x30.5 cm
1.33 lb/pc	0.60 kg/pc

A GAMI85/30





GAMI38

Sliced Matte

12"x12"x3/8" - 30.5x30.5x0.9 cm

11 pcs

10.76 sq.ft / 1 m²

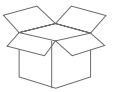
42.02 lb / 19 Kg

4"x12"x3/8" - 10x30.5x0.9 cm

17 pcs

16.73 ft. / 5.1 ml

22.61 lb / 10.2 Kg



Beige

12"x12" | 30.5x30.5 cm
3.82 lb/pc | 1.73 kg/pc

A GABE11



Beige

4"x12" | 10x30.5 cm
1.33 lb/pc | 0.60 kg/pc

A GABE12/30



Black

12"x12" | 30.5x30.5 cm
3.82 lb/pc | 1.73 kg/pc

A GANO15



Black

4"x12" | 10x30.5 cm
1.33 lb/pc | 0.60 kg/pc

A GANO16/30



White

12"x12" | 30.5x30.5 cm
3.82 lb/pc | 1.73 kg/pc

A GABL17



White

4"x12" | 10x30.5 cm
1.33 lb/pc | 0.60 kg/pc

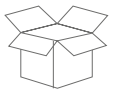
A GABL18/30



Sliced Matte

11.8"x11.8"x3/8" - 30x30x0.9 cm
 12"x12"x3/8" - 30.5x30.5x0.9 cm
 4"x12"x3/8" - 10x30.5x0.9 cm

11 pcs	10.76 sq.ft / 1 m ²	42.00 lb / 19 Kg
11 pcs	10.76 sq.ft / 1 m ²	42.02 lb / 19 Kg
17 pcs	16.73 ft. / 5.1 m ²	22.61 lb / 10.2 Kg



White/Beige

12"x12" | 30.5x30.5 cm
 3.82 lb/pc | 1.73 kg/pc

A GAMI36



White/Beige

4"x12" | 10x30.5 cm
 1.33 lb/pc | 0.60 kg/pc

A GAMI37/30



Grey Mix

11.8"x11.8"x3/8" | 30x30x0.9 cm
 3.82 lb/pc | 1.73 kg/pc

A ECO11



ECO11

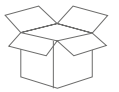


GAMI 36

Sliced Matte

12"x12"x3/8" - 30.5x30.5x0.9 cm
4"x12"x3/8" - 10x30x0.9 cm

11 pcs	10.76 sq.ft / 1 m ²	42.02 lb / 19 Kg
17 pcs	16.73 ft. / 5.1 ml	22.61 lb / 10.2 Kg



Grey Green

12"x12"	30.5x30.5 cm
3.82 lb/pc	1.73 kg/pc

A GASC01



Grey Green

4"x12"	10x30.5 cm
1.33 lb/pc	0.60 kg/pc

A GASC02/30



Mix Golden

12"x12"	30.5x30.5 cm
3.82 lb/pc	1.73 kg/pc

A GAJA04



Mix Golden

4"x12"	10x30.5 cm
1.33 lb/pc	0.60 kg/pc

A GAJA05/30





GASC01

Sliced XL

12"x12"x3/8" - 30.5x30.5x0.9 cm

11 pcs

10.76 sq.ft / 1 m²

42.02 lb / 19 Kg

4"x12"x3/8" - 10x30.5x0.9 cm

17 pcs

16.73 ft. / 5.1 m²

22.61 lb / 10.2 Kg



Mix Color

12"x12"	30.5x30.5 cm
3.82 lb/pc	1.73 kg/pc

A GAMI80



Mix Color

4"x12"	10x30.5 cm
1.33 lb/pc	0.60 kg/pc

A GAMI81/30



Beige

12"x12"	30.5x30.5 cm
3.82 lb/pc	1.73 kg/pc

A GABE14



Beige

4"x12"	10x30.5 cm
1.33 lb/pc	0.60 kg/pc

A GABE15/30



White/Beige

12"x12"	30.5x30.5 cm
3.82 lb/pc	1.73 kg/pc

A GAMI74



White/Beige

4"x12"	10x30.5 cm
1.33 lb/pc	0.60 kg/pc

A GAMI75/30



Sliced XL

12"x12"x3/8" - 30.5x30.5x0.9 cm

11 pcs

10.76 sq.ft / 1 m²

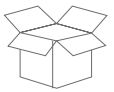
42.02 lb / 19 Kg

4"x12"x3/8" - 10x30x0.9 cm

17 pcs

16.73 ft. / 5.1 m²

22.61 lb / 10.2 Kg



White

12"x12" | 30.5x30.5 cm

3.82 lb/pc | 1.73 kg/pc

A **GABL20**



White

4"x12" | 10x30.5 cm

1.33 lb/pc | 0.60 kg/pc

A **GABL21/30**



Grey/Green/White

12"x12" | 30.5x30.5 cm

3.82 lb/pc | 1.73 kg/pc

A **GAMI76**



Black

12"x12" | 30.5x30.5 cm
3.82 lb/pc | 1.73 kg/pc

A **GANO23**

GABL20



GAN023

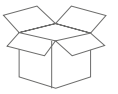
Stacked Sliced

6"x12"x5/16" - 15x30.5x0.8 cm

22 pcs

10.76 sq.ft / 1 m²

39.60 lb / 18.00 Kg



Black

6"x12" | 15x30.5 cm
1.81 lb/pc | 0.82 kg/pc

A GANO21



Golden Mix

6"x12" | 15x30.5 cm
1.81 lb/pc | 0.82 kg/pc

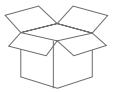
A GAMI92



Sliced Polished

12"x12"x3/8" - 30.5x30.5x0.9 cm
4"x12"x3/8" - 10x30.5x0.9 cm

11 pcs	10.76 sq.ft / 1 m ²	42.20 lb / 19 Kg
17 pcs	16.73 ft. / 5.1 m ²	22.61 lb / 10.2 Kg



Beige

12"x12"	30.5x30.5 cm
3.82 lb/pc	1.73 kg/pc

B **GABE17**



Beige

4"x12"	10x30.5 cm
1.33 lb/pc	0.60 kg/pc

B **GABE18/30**



Mix

12"x12"	30.5x30.5 cm
3.82 lb/pc	1.73 kg/pc

B **GAMI86**



Mix

4"x12"	10x30.5 cm
1.33 lb/pc	0.60 kg/pc

B **GAMI87/30**



Sliced Polished

12"x12"x3/8" - 30.5x30.5x0.9 cm

11 pcs

10.76 sq.ft / 1 m²

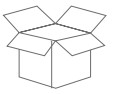
42.20 lb / 19 Kg

4"x12"x3/8" - 10x30.5x0.9 cm

17 pcs

16.73 ft. / 5.1 m²

22.61 lb / 10.2 Kg



Mix Grey

12"x12"	30.5x30.5 cm
3.82 lb/pc	1.73 kg/pc

GABL23



Mix Grey

4"x12"	10x30.5 cm
1.33 lb/pc	0.60 kg/pc

GABL24/30



Black

12"x12"	30.5x30.5 cm
3.82 lb/pc	1.73 kg/pc

GANO19



Black

4"x12"	10x30.5 cm
1.33 lb/pc	0.60 kg/pc

GANO20/30



Brown

12"x12"	30.5x30.5 cm
3.82 lb/pc	1.73 kg/pc

GAMA11



Brown

4"x12"	10x30.5 cm
1.33 lb/pc	0.60 kg/pc

GAMA12/30



GABL23

Sliced Polished

11.8"x11.8"x5/16" - 30x30x0.8 cm

11.8"x12"x5/16" - 30x30.5x0.8 cm

12"x12"x3/8" - 30.5x30.5x0.9 cm

11 pcs

10.76 sq.ft / 1 m²

35.40 lb / 16.06 Kg

11 pcs

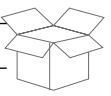
10.87 sq.ft / 1.01 m²

25.02 lb / 11.35 Kg

11 pcs

10.76 sq.ft / 1 m²

42.20 lb / 19 Kg



Sliced Onyx Crema Polished

11.8"x11.8"x5/16"	30x30x0.8 cm
3.22 lb/pc	1.46 kg/pc

A GABE19



Onyx Light Beige Pebble

11.8"x12"x5/16"	30x30.5x0.8 cm
2.20 lb/pc	1.00 kg/pc

A GABE21



White Mix

12"x12"	30.5x30.5 cm
3.82 lb/pc	1.73 kg/pc

B GABL27

Please note that **Onyx** is a **translucent stone** requiring the use of light thin set and grout, preferably white or off white.



GABE21

PHOTO

The Bali Series

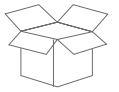




VEBE09

Rectified Matte Glass

11.8"x11.8"x5/16" - 30x30x0.8 cm | 11 pcs | 10.76 ft. / 1 m² | 28.66 lb / 12.97 Kg



White Beige Frosted Glass
Round Pebble Mosaic

11.8"x11.8" | 30x30 cm
2.51 lb/pc | 1.13 kg/pc

VEBE09



White Blue Frosted Glass
Round Pebble Mosaic

11.8"x11.8" | 30x30 cm
2.51 lb/pc | 1.13 kg/pc

VEBL65



High resistance "hot glass" manufacturing process




Rectified Matte Glass

11.8"x11.8"x5/16" - 30x30x0.8 cm | 11 pcs | 10.76 ft. / 1 m² | 28.66 lb / 12.97 Kg



Multicolor Frosted Glass
Round Pebble Mosaic

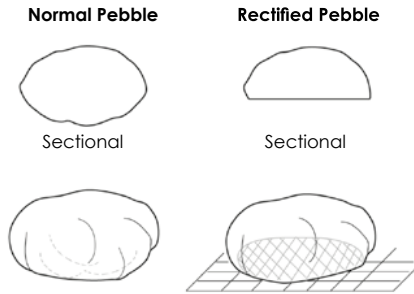
11.8"x11.8" | 30x30 cm
2.51 lb/pc | 1.13 kg/pc

D VEMI169 

High resistance "hot glass" manufacturing process



Rectified Matte



Rectified pebbles make tile installation easier and allow a better adherence of the interlocking tiles. Due to technical cutting requirements, these pebbles need to be thicker than our traditional pebbles, these pebbles have a large diameter than our traditional pebbles.



White/Black/Beige

12"x12"	30x30 cm
3.82 lb/pc	1.73 kg/pc

A GAMI62R



White/Black/Beige

4"x12"	10x30 cm
1.33 lb/pc	0.60 kg/pc

A GAMI63R/30



Beige Brown Mix

12"x12"	30x30 cm
3.82 lb/pc	1.73 kg/pc

A GAMI56R



Beige Brown Mix

4"x12"	10x30 cm
1.33 lb/pc	0.60 kg/pc

A GAMI57R/30



Speckled/Green/White

12"x12"	30x30 cm
3.82 lb/pc	1.73 kg/pc

A GAMI58R



Speckled/Green/White

4"x12"	10x30 cm
1.33 lb/pc	0.60 kg/pc

A GAMI59R/30

Rectified Matte

12"x12"x3/8" - 30.5x30.5x0.9 cm

4"x12"x3/8" - 10x30.5x0.9 cm

11 pcs

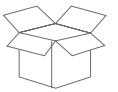
10.76 sq.ft / 1 m²

42.02 lb / 19 Kg

17 pcs

16.73 ft. / 5.1 m²

22.61 lb / 10.2 Kg



White/Grey/Beige/Black

12"x12" | 30.5x30.5 cm
3.82 lb/pc | 1.73 kg/pc

A GAMI82R



White/Grey/Beige/Black

4"x12" | 10x30.5 cm
1.33 lb/pc | 0.60 kg/pc

A GAMI84R/30



White/Green

12"x12" | 30.5x30.5 cm
3.82 lb/pc | 1.73 kg/pc

A GAMI03R



White/Green

4"x12" | 10x30.5 cm
1.33 lb/pc | 0.60 kg/pc

A GAMI10R/30



Golden

12"x12" | 30.5x30.5 cm
3.82 lb/pc | 1.73 kg/pc

A GAJA06R



Golden

4"x12" | 10x30.5 cm
1.33 lb/pc | 0.60 kg/pc

A GAJA07R/30

Rectified Matte

12"x12"x3/8" - 30.5x30.5x0.9 cm

4"x12"x3/8" - 10x30.5x0.9 cm

11 pcs

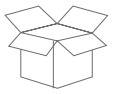
10.76 sq.ft / 1 m²

42.02 lb / 19 Kg

17 pcs

16.73 ft. / 5.1 m²

22.61 lb / 10.2 Kg



White/Black

12"x12" | 30.5x30.5 cm
3.82 lb/pc | 1.73 kg/pc

A GAMI42R



White/Black

4"x12" | 10x30.5 cm
1.33 lb/pc | 0.60 kg/pc

A GAMI43R/30



Black

12"x12" | 30.5x30.5 cm
3.82 lb/pc | 1.73 kg/pc

A GANO01R



Black

4"x12" | 10x30.5 cm
1.33 lb/pc | 0.60 kg/pc

A GANO02R/30



Rectified Matte

12"x12"x3/8" - 30.5x30.5x0.9 cm

4"x12"x3/8" - 10x30.5x0.9 cm

11 pcs

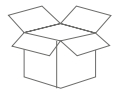
10.76 sq.ft / 1 m²

42.02 lb / 19 Kg

17 pcs

16.73 ft. / 5.1 m²

22.61 lb / 10.2 Kg



Beige

12"x12" | 30.5x30.5 cm
3.82 lb/pc | 1.73 kg/pc

A GABE01R



Beige

4"x12" | 10x30.5 cm
1.33 lb/pc | 0.60 kg/pc

A GABE02R/30



Grey/Beige

12"x12" | 30.5x30.5 cm
3.82 lb/pc | 1.73 kg/pc


A GAGR07R



Grey/Beige

4"x12" | 10x30.5 cm
1.33 lb/pc | 0.60 kg/pc

A GAGR08R/30





CARREOIR

Rectified Matte

12"x12"x3/8" - 30.5x30.5x0.9 cm

11 pcs

10.76 sq.ft / 1 m²

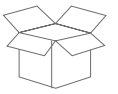
42.02 lb / 19 Kg

4"x12"x3/8" - 10x30.5x0.9 cm

17 pcs

16.73 ft. / 5.1 m²

22.61 lb / 10.2 Kg



White

12"x12"	30.5x30.5 cm
3.82 lb/pc	1.73 kg/pc

A GABL01R



White

4"x12"	10x30.5 cm
1.33 lb/pc	0.60 kg/pc

A GABL02R/30



Grey

12"x12"	30.5x30.5 cm
3.82 lb/pc	1.73 kg/pc

A GAGR01R



Grey

4"x12"	10x30.5 cm
1.33 lb/pc	0.60 kg/pc

A GAGR02R/30



Polished

12"x12"x3/8" - 30.5x30.5x0.9 cm

4"x12"x3/8" - 10x30.5x0.9 cm

11 pcs

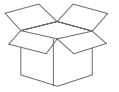
10.76 sq.ft / 1 m²

42.02 lb / 19 Kg

17 pcs

16.73 ft. / 5.1 m²

22.61 lb / 10.2 Kg



Brown

12"x12" | 30.5x30.5 cm
4.80 lb/pc | 2.18 kg/pc

B **GAMA01**



Brown

4"x12" | 10x30.5 cm
1.33 lb/pc | 0.60 kg/pc

B **GAMA02/30**



Black

12"x12" | 30.5x30.5 cm
4.80 lb/pc | 2.18 kg/pc

B **GANO03**



Black

4"x12" | 10x30.5 cm
1.33 lb/pc | 0.60 kg/pc

B **GANO04/30**



Polished

12"x12"x3/8" - 30.5x30.5x0.9 cm

11 pcs

10.76 sq.ft / 1 m²

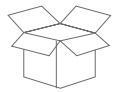
52.80 lb / 24 Kg

4"x12"x3/8" - 10x30.5x0.9 cm

17 pcs

16.73 ft. / 5.1 m²

22.61 lb / 10.2 Kg



Mix

12"x12" | 30.5x30.5 cm
4.80 lb/pc | 2.18 kg/pc

B **GAMI04**



Mix

4"x12" | 10x30.5 cm
1.33 lb/pc | 0.60 kg/pc

B **GAMI11/30**



Beige

12"x12" | 30.5x30.5 cm
4.80 lb/pc | 2.18 kg/pc

B **GABE03**



Beige

4"x12" | 10x30.5 cm
1.33 lb/pc | 0.60 kg/pc

B **GABE04/30**



White

12"x12" | 30.5x30.5 cm
4.80 lb/pc | 2.18 kg/pc

B **GABL03**



White

4"x12" | 10x30.5 cm
1.33 lb/pc | 0.60 kg/pc

B **GABL04/30**





GABE03

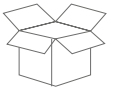
Pebble for wall

6"x12" - 15x30.5 cm

11 pcs

5.38 sq.ft / 0.5 m²

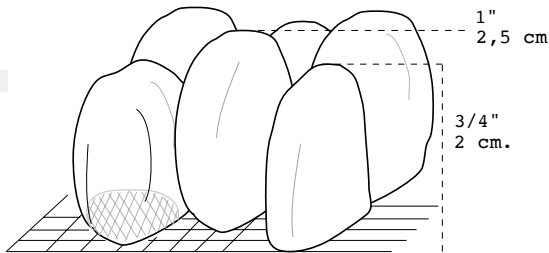
39.71 lb / 18 Kg



Our stacked pebbles are glued vertically on mesh.

The base of each pebble has been carefully sliced to ensure an overall regularity of height.

This decorating technique has been used for centuries, in various areas of the world. Today you can still admire examples of such craftsmanship that have resisted over time: Topkapi Palace in Istanbul, Turkey, Summer Palace in Beijing, China.



Irregular height from 3/4" to 1" - Sliced bottom



INSTALLATION TIP: For best results, we recommend using colored grout joint material that will match the color of the stone. The size and shape of the pieces 6"x12" as well as the variation of the height of the pebbles give a natural effect once installed on any wall.



White

6"x12"	15x30.5 cm
3.61 lb/pc	1.64 kg/pc

A GABL22



Black

6"x12"	15x30.5 cm
3.61 lb/pc	1.64 kg/pc

A GANO18



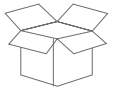
GAN018



The Bali Series

Reconstituted Decorated

12"x12"x3/8" - 30.5x30.5x1 cm | 10 pcs | 10.01 sq.ft / 0.39 m² | 33.06 lb/ 15.00 Kg



Light Grey Mix Shiny

12"x12" | 30.5x30.5 cm
3.31 lb/pc | 1.50 kg/pc

A GAGR10



Grey Blue Mix Shiny

12"x12" | 30.5x30.5 cm
3.31 lb/pc | 1.50 kg/pc

A GAMI97



Light Grey Mix Matte

12"x12" | 30.5x30.5 cm
3.31 lb/pc | 1.50 kg/pc

A GAGR11



Grey Blue Mix Matte

12"x12" | 30.5x30.5 cm
3.31 lb/pc | 1.50 kg/pc

A GAMI98

Our "reconstituted" products are a **Bati Orient exclusivity**.

Manufactured with stone powder, resin and colored pigments, this process enables us to produce unique stone shaped items with colors that we cannot find in nature.



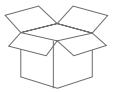


GAGR10 - GAM197

Reconstituted Round

12"x12"x3/8" - 30.5x30.5x0.8 cm
4"x12"x3/8" - 10x30.5x0.8 cm

11 pcs	10.76 sq.ft / 1 m ²	33.07 lb / 15 Kg
17 pcs	16.73 ft. / 5.1 m ²	16.98 lb / 7.7 Kg



Mix Turquoise

12"x12"	30.5x30.5 cm
3.01 lb/pc	1.36 kg/pc

A GATU01



Mix Turquoise

4"x12"	10x30.5 cm
1.00 lb/pc	0.45 kg/pc

A GATU02/30



Mix Grey

12"x12"	30.5x30.5 cm
3.01 lb/pc	1.36 kg/pc

A GAGR03



Mix Grey

4"x12"	10x30.5 cm
1.00 lb/pc	0.45 kg/pc

A GAGR04/30

Our "reconstituted" products are a **Bati Orient exclusivity**.


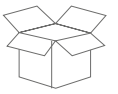
Manufactured with stone powder, resin and colored pigments, this process enables us to produce unique stone shaped items with colors that we cannot find in nature.



Reconstituted Round

12"x12"x5/16" - 30.5x30.5x0.8 cm
4"x12"x5/16" - 10x30.5x0.8 cm

11 pcs	10.76 sq.ft / 1 m ²	24.25 lb / 11 Kg
17 pcs	16.73 ft. / 5.1 m ²	11.24 lb / 5.1 Kg



White

12"x12"	30.5x30.5 cm
2.20 lb/pc	1.00 kg/pc

A PIBL12



White

4"x12"	10x30.5 cm
0.66 lb/pc	0.30 kg/pc

A PIBL13



Grey

12"x12"	30.5x30.5 cm
2.20 lb/pc	1.00 kg/pc


A FIGR28



Grey

4"x12"	10x30.5 cm
0.66 lb/pc	0.30 kg/pc

A FIGR29



Black & White

12"x12"	30.5x30.5 cm
2.20 lb/pc	1.00 kg/pc

A PIMI26



Black & White

4"x12"	10x30.5 cm
0.66 lb/pc	0.30 kg/pc

A PIMI27



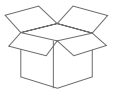
Reconstituted XL Sliced

12"x12"x5/16" - 30.5x30.5x0.8 cm
4"x12"x5/16" - 10x30.5x0.8 cm

11 pcs
17 pcs

10.76 sq.ft / 1 m²
16.73 ft. / 5.1 m²

31.63 lb / 14.35 Kg
15.87 lb / 7.2 Kg



White

12"x12" | 30.5x30.5 cm
2.76 lb/pc | 1.25 kg/pc

A **PIBL18**



White

4"x12" | 10x30.5 cm
0.88 lb/pc | 0.40 kg/pc

A **PIBL19**



Grey Mix

12"x12" | 30.5x30.5 cm
2.76 lb/pc | 1.25 kg/pc

A **PIGR34**



Grey Mix

4"x12" | 10x30.5 cm
0.88 lb/pc | 0.40 kg/pc

A **PIGR35**

Our "reconstituted" products are a **Bati Orient exclusivity**.

Manufactured with stone powder, resin and colored pigments, this process enables us to produce unique stone shaped items with colors that we cannot find in nature.



Reconstituted Sliced

12"x12"x5/16" - 30.5x30.5x0.8 cm

11 pcs

10.76 sq.ft / 1 m²


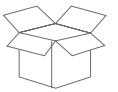
27.89 lb / 12.7 Kg

4"x12"x5/16" - 10x30.5x0.8 cm

17 pcs

16.73 ft. / 5.1 m²

14.24 lb / 6.5 Kg



White

12"x12"	30.5x30.5 cm
2.54 lb/pc	1.15 kg/pc


A PIBL14



White

4"x12"	10x30.5 cm
0.84 lb/pc	0.38 kg/pc

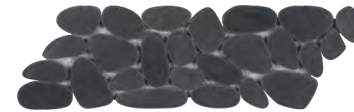
A PIBL15



Black

12"x12"	30.5x30.5 cm
2.54 lb/pc	1.15 kg/pc

A PIMI28



Black

4"x12"	10x30.5 cm
0.84 lb/pc	0.38 kg/pc


A PIMI29



Light Grey

12"x12"	30.5x30.5 cm
2.54 lb/pc	1.15 kg/pc

A FIGR30



Light Grey

4"x12"	10x30.5 cm
0.84 lb/pc	0.38 kg/pc

A FIGR31





PIGR30

TABLE OF CONTENTS





Opus
Marble
Mix
page 72



Opus
Marble
page 74



Opus
Reconstituted
page 83

Mini - Opus



Fossil
Wood
Stone
page 84




Cubic
Marble
page 87





batorientus



The Ancient Series

Our heritage is in the stones. In their color and shapes.

Each of our mosaics remind us of those ancient cuts, shapes and shades.

So much to learn from our ancestors and our ancient cities...

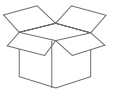
Opus Marble Mix

12"x12"x5/16" - 30.5x30.5x0.8 cm

11 pcs

10.76 sq.ft / 1 m²

36.38 lb / 16.50 Kg



Mini Opus Beige Grey Marble Mix &
Blue Glass

12"x12"x5/16" | 30.5x30.5x0.8 cm
3.09 lb/pc | 1.40 kg/pc

F MAMI187



Mini Opus Beige Grey Marble Mix &
Green Glass

12"x12"x5/16" | 30.5x30.5x0.8 cm
3.09 lb/pc | 1.40 kg/pc

F MAMI188



MAMI187



MAMI 188

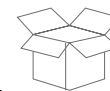
Opus Marble

12"x12"x5/16" - 30.5x30.5x0.8 cm

11 pcs

11.01 sq.ft / 1.02 m²

41.90 lb / 19.00 Kg



Mini Opus Matte Beige Brown Marble
Stone Interlocking

12"x12"x5/16" | 30.5x30.5x0.8 cm
3.75 lb/pc | 1.70 kg/pc

F MABE131



Mini Opus Matte Grey Mix Marble
Stone Interlocking

12"x12"x5/16" | 30.5x30.5x0.8 cm
3.75 lb/pc | 1.70 kg/pc

F MAGR121



MABE131



MAGR121

Opus Marble

12"x12"x5/16" - 30.5x30.5x0.8 cm

11 pcs

11.01 sq.ft / 1.02 m²

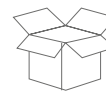
39.69 lb / 18.00 Kg

12"x12"x5/16" - 30.5x30.5x0.8 cm

11 pcs

11.01 sq.ft / 1.02 m²

38.59 lb / 17.50 Kg



Beige Limestone Matte Mini Opus Interlocking

12"x12"x5/16"

3.55 lb/pc

30.5x30.5x0.8 cm

1.61 kg/pc

F MAGR120



Mini Opus Matte White Grey Marble Stone Interlocking

12"x12"x5/16"

3.44 lb/pc

30.5x30.5x0.8 cm

1.56 kg/pc

F MABL117



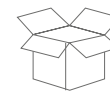
MAGR120



MABL117

Opus Marble

11.8"x11.8"x3/8" - 30x30x0.9 cm	11 pcs	10.76 sq.ft / 1 m ²	42.02 lb / 19 Kg
4"x12"x3/8" - 10x30.5x0.9 cm	17 pcs	16.73 ft / 5.1 m ²	22.61 lb / 10.2 Kg



Beige Brown Mix Matte

11.8"x11.8" | 30x30 cm
3.82 lb/pc | 1.73 kg/pc

F MAMI09



Beige Brown Mix Matte

4"x12" | 10x30.5 cm
1.33 lb/pc | 0.60 kg/pc

F MAMI10/30



White Brown Mix Matte

11.8"x11.8" | 30x30 cm
3.82 lb/pc | 1.73 kg/pc

F MAMI78



White Brown Mix Matte

4"x12" | 10x30.5 cm
1.33 lb/pc | 0.60 kg/pc

F MAMI79/30



Beige/Grey Matte

11.8"x11.8" | 30x30 cm
3.82 lb/pc | 1.73 kg/pc

A QUBE04



Beige/Grey Matte

4"x12" | 10x30.5 cm
1.33 lb/pc | 0.60 kg/pc

A QUBE05/30



Opus Marble

11.8"x11.8"x3/8" - 30x30x0.9 cm

4"x12"x3/8" - 10x30.5x0.9 cm

11 pcs

10.76 sq.ft / 1 m²

42.02 lb / 19 Kg

17 pcs

16.73 ft / 5.1 m²

22.61 lb / 10.2 Kg



Grey Matte

11.8"x11.8" | 30x30 cm
3.82 lb/pc | 1.73 kg/pc

F MAGR01



Grey Matte

4"x12" | 10x30.5 cm
1.33 lb/pc | 0.60 kg/pc

F MAGR02/30



White/Grey/Black Matte

11.8"x11.8" | 30x30 cm
3.82 lb/pc | 1.73 kg/pc


F MAMI11



White/Grey/Black Matte

4"x12" | 10x30.5 cm
1.33 lb/pc | 0.60 kg/pc

F MAMI12/30



min!
o
s

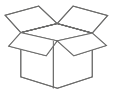


MAGR01

Opus Marble

11.8"x11.8"x3/8" - 30x30x0.9 cm
4"x12"x3/8" - 10x30.5x0.9 cm

11 pcs	10.76 sq.ft / 1 m ²	42.02 lb / 19 Kg
17 pcs	16.73 ft / 5.1 m ²	22.61 lb / 10.2 Kg



White/Beige Mix Matte

11.8"x11.8" | 30x30 cm
3.82 lb/pc | 1.73 kg/pc

F **MABL01**



White/Beige Mix Matte

4"x12" | 10x30.5 cm
1.33 lb/pc | 0.60 kg/pc

F **MABL02/30**

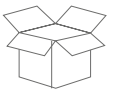


MABL01

Opus Marble

11.8"x11.8"x3/8" - 30x30x0.9 cm
4"x12"x3/8" - 10x30.5x0.9 cm

11 pcs	10.76 sq.ft / 1 m ²	42.02 lb / 19 Kg
17 pcs	16.73 ft / 5.1 m ²	22.61 lb / 10.2 Kg



Grey Mix Matte

11.8"x11.8"x3/8" | 30x30x0.9 cm
3.82 lb/pc | 1.73 kg/pc

F ECO12



White Matte

11.8"x11.8" | 30x30 cm
3.82 lb/pc | 1.73 kg/pc

F MABL64



White Matte

4"x12" | 10x30.5 cm
1.33 lb/pc | 0.60 kg/pc

F MABL65/30



Due to the transparency of some of these products, we strongly recommend the use of a natural or white glue for their installation.



Opus Reconstituted

12"x12"x5/16" - 30.5x30.5x0.8 cm

11.8"x11.8"x5/16" - 30x30x0.8 cm

4"x12"x5/16" - 10x30x0.8 cm

11 pcs

11 pcs

17 pcs

10.98 sq.ft / 1.02 m²

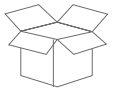
10.76 sq.ft / 1 m²

16.73 ft / 5.1 ml

28.12 lb / 12.76 Kg

34.05 lb / 15.45 Kg

17.74 lb / 8.05 Kg



White Grey Mix Matte

12"x12"	30.5x30.5 cm
2.56 lb/pc	1.16 kg/pc

A PIMI36



Grey Mix Matte

11.8"x11.8"	30x30 cm
2.98 lb/pc	1.35 kg/pc

A FIGR32



Grey Mix Matte

4"x12"	10x30.5 cm
0.99 lb/pc	0.45 kg/pc

A FIGR33

Our "reconstituted" products are a **Bati Orient exclusivity**.

Manufactured with stone powder, resin and colored pigments, this process enables us to produce unique stone shaped items with colors that we cannot find in nature.



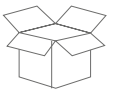
Fossil Wood Stone

12"x11.8"x3/8" - 30.5x30x1 cm

11 pcs


10.64 sq.ft / 1 m²

44.76 lb / 20.30 Kg



New Fossil Wood Brick

12"x11.8" | 30.5x30 cm
3.97 lb/pc | 1.8 kg/pc

E **BOFO03** 



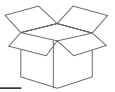
Fossil Wood Stone

11.8"x11.8"x5/16" - 30x30x0.8 cm

11 pcs

10.76 sq.ft / 1 m²

39.67 lb / 18.00 Kg



Opus Fossil Wood Stone Beige Brown Mix Matte

11.8"x11.8" | 30x30 cm
3.61 lb/pc | 1.64 kg/pc

E BOB008



Fossil Wood Stone Beige Brown Mix Matte

11.8"x11.8" | 30x30 cm
3.61 lb/pc | 1.64 kg/pc

E BOB009



BOF001 - BOB009



Cubic Fossil Wood Stone Mosaic Matte

11.8"x11.8"x5/16" | 30x30x0.8 cm
3,61 lb/pc | 1.64 kg/pc

E BOF001



BOB008

Cubic Marble

11.6"x12"x3/8" - 29x30.5x1 cm

11 pcs

10.76 sq.ft / 1 m²

41.88 lb / 19 Kg



Grey Black Mix Matte

11.6"x12" | 29x30.5 cm
3.81 lb/pc | 1.7 kg/pc

F MAMI152



White Beige Mix Matte

11.6"x12" | 29x30.5 cm
3.81 lb/pc | 1.7 kg/pc

F MABG01



Black Mix Matte

11.6"x12" | 29x30.5 cm
3.81 lb/pc | 1.7 kg/pc

F MAGR104



Cappuccino Mix Matte

11.6"x12" | 29x30.5 cm
3.81 lb/pc | 1.7 kg/pc

F MACA04



Cubic Marble

11.8"x11.8"x3/8" - 30x30x0.9 cm

11 pcs

10.76 sq.ft / 1 m²

48.4 lb / 22 Kg

5.4"x12"x3/8" - 13x30.5x0.9 cm

17 pcs

16.73 ft / 5.1 m²

28.70 lb / 12.9 Kg



White Matte

11.8"x11.8" | 30x30 cm
4.40 lb/pc | 2.00 kg/pc

F MABL74



Cappuccino Matte

11.8"x11.8" | 30x30 cm
4.40 lb/pc | 2.00 kg/pc

F MACA01



White Matte

5.4"x12" | 13x30.5 cm
1.70 lb/pc | 0.76 kg/pc

F MABL75/30



Cappuccino Matte

5.4"x12" | 13x30.5 cm
1.70 lb/pc | 0.76 kg/pc

F MACA02/30



White/Grey/Dark Grey
Matte

11.8"x11.8" | 30x30 cm
4.40 lb/pc | 2.00 kg/pc

F MAMI86



Dark Grey Matte

11.8"x11.8" | 30x30 cm
4.40 lb/pc | 2.00 kg/pc

F MAGR88



White/Grey/Dark Grey Matte

5.4"x12" | 13x30.5 cm
1.70 lb/pc | 0.76 kg/pc

F MAMI96/30



Dark Grey Matte

5.4"x12" | 13x30.5 cm
1.70 lb/pc | 0.76 kg/pc

F MAGR89/30





MAGR88

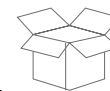
Cubic Marble

11.6"x12"x3/8" - 29.5x30.5x0.9 cm

11 pcs

10.76 sq.ft / 1 m²

41.8 lb / 19 Kg



Dark Grey Matte

11.6"x12" | 29.5x30.5 cm
4.20 lb/pc | 1.90 kg/pc

F MAGR92



Cappuccino Matte

11.6"x12" | 29.5x30.5 cm
4.20 lb/pc | 1.90 kg/pc

F MACA03



Cappuccino/Onyx/Cream
Matte

11.6"x12" | 29.5x30.5 cm
4.20 lb/pc | 1.90 kg/pc

F MAMI123



TABLE OF CONTENTS





Marble
Stone
page 94




Reconstituted
page 96



Wood
page 99

Round

Metal
page 100



Mix
page 102



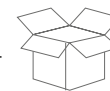
The Exotic Series

Inspired by far away islands, let us drift away through seas and oceans and feel the beauty of the isolated circle of land found in the middle of nowhere, full of life and vegetation as well as wonderful and welcoming people of all races and origins.

Marble Stone

11.8"x11.8"x5/16" - 30x30x0.8 cm
 11.8"x11.8"x3/8" - 30x30x0.9 cm

11 pcs	10,76 sq.ft / 1 m ²	41,88 lb / 19,00 Kg
11 pcs	10,76 sq.ft / 1 m ²	42.00 lb / 19.00 Kg



Crystal Green Semi-Precious Stone

11.8"x11.8"x5/16"	30x30x0.8 cm
3.53 lb/pc	1.60 kg/pc

A GAVE11



Round Marble Light & Dark Grey Mix Mosaic

11.8"x11.8"x3/8"	30x30x0.9 cm
3.82 lb/pc	1.73 kg/pc

A ECO13



Round Marble Off White Mix Mosaic

11.8"x11.8"x3/8"	30x30x0.9 cm
3.82 lb/pc	1.73 kg/pc

A ECO14



• **ECO13**



GAVE11

Reconstituted

12"x12"x3/8" - 30.5x30.5x0.9 cm

4"x12"x3/8" - 10x30.5x0.9 cm

11 pcs

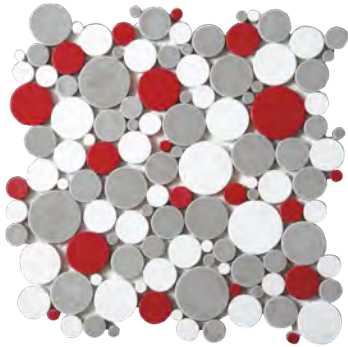
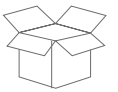
10.76 sq.ft / 1 m²

38.94 lb / 17.7 Kg

17 pcs

16.73 ft. / 5.1 m²

22.61 lb / 10.7 Kg



White/Grey/Red

12"x12" | 30.5x30.5 cm
3.54 lb/pc | 1.61 kg/pc

A PIMI22



White/Grey/Red

4"x12" | 10x30.5 cm
1.69 lb/pc | 0.65 kg/pc

A PIMI23



Black/Grey/White

12"x12" | 30x30.5 cm
3.82 lb/pc | 1.73 kg/pc

A PIMI09



Black/Grey/White

4"x12" | 10x30.5 cm
1.26 lb/pc | 0.57 kg/pc

A PIMI10



White

12"x12" | 30.5x30.5 cm
3.55 lb/pc | 1.61 kg/pc


A PIBL10



White

4"x12" | 10x30.5 cm
1.43 lb/pc | 0.65 kg/pc

A PIBL11



White/Black

12"x12" | 30.5x30.5 cm
3.82 lb/pc | 1.73 kg/pc

A PIMI07



White/Black

4"x12" | 10x30.5 cm
1.26 lb/pc | 0.57 kg/pc

A PIMI08

Our "reconstituted" products are a **Bati Orient exclusivity**.
Manufactured with stone powder, resin and colored pigments,
this process enables us to produce unique stone shaped items
with colors that we cannot find in nature.



WARNING: Grouting with epoxy grout joint material protects the
stone while it also revives the colors and changes them.

We recommend a test prior to installation.

IMPORTANT: All our products must be protected with an adapted
sealer prior to installation.

CAUTION: Finishing products may darken the color.

Reconstituted

12"x12"x3/8" - 30.5x30.5x0.9 cm

4"x12"x3/8" - 10x30.5x0.9 cm

11 pcs

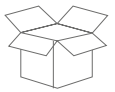
10.76 sq.ft / 1 m²

38.94 lb / 17.7 Kg

17 pcs

16.73 ft. / 5.1 m²

22.61 lb / 10.7 Kg



Taupe/Gold

12"x12"	30.5x30.5 cm
3.54 lb/pc	1.61 kg/pc


A PIMI20



Taupe/Gold

4"x12"	10x30.5 cm
1.43 lb/pc	0.65 kg/pc

A PIMI21



White/Grey/Silver

12"x12"	30.5x30.5 cm
3.54 lb/pc	1.61 kg/pc

A PIMI18



White/Grey/Silver

4"x12"	10x30.5 cm
1.43 lb/pc	0.65 kg/pc

A PIMI19



Our "reconstituted" products are a **Bati Orient exclusivity**. Manufactured with stone powder, resin and colored pigments, this process enables us to produce unique stone shaped items with colors that we cannot find in nature.



WARNING: Grouting with epoxy grout joint material protects the stone while it also revives the colors and changes them.

We recommend a test prior to installation.

IMPORTANT: All our products must be protected with an adapted sealer prior to installation.

CAUTION: Finishing products may darken the color.



mosaicos

PIMI20

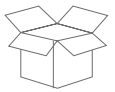
Wood log sliced

12"x12"x3/8" - 30.5x30.5x1 cm

11 pcs

10.76 sq.ft / 1 m²

13.20 lb / 6 Kg



Coffee Tree Logs

12"x12"	30.5x30.5 cm
1.20 lb/pc	0.55 kg/pc

BOCA01

Uniform thickness 3/8"



Wall decoration only.

To be placed in the room 72 hours before installation.

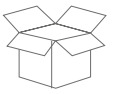
Can be painted, stained or varnished before sealing.

Not suitable for surfaces subject to water projections or wet areas.



Metal


11.8"x13.7"x5/16" - 30x34.8x0.8 cm	11 pcs	12.38 sq.ft / 1.15 m ²	27.44 lb / 12.45 Kg
12"x12"x5/16" - 30.5x30.5x0.8 cm	11 pcs	10.76 sq.ft / 1.00 m ²	33.0 lb / 15 Kg



Aluminum & Marble Semi Circle Silver
Brown 12"x14"

11.8"x13.7"x5/16"	30x34.8x0.8 cm
2.42 lb/pc	1.10 kg/pc


F MEMI63



Brushed Stainless Steel Silver

12"x12"x5/16"	30.5x30.5x0.8 cm
3.00 lb/pc	1.36 kg/pc

C MEAR20



Brushed Stainless Steel Silver

12"x12"x5/16"	30.5x30.5x0.8 cm
3.00 lb/pc	1.36 kg/pc

C MEAR19



For all metal products use non abrasive grout joint material.



MEAR20

Mix Glass

11.4"x11.7"x5/16" - 29x29.6x0.8 cm

11 pcs

10.19 sq.ft / 0.95 m²

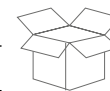
22.00 lb / 10.2 Kg

11.5"x12"x5/16" - 29.5x30.5x0.8 cm

11 pcs

10.76 sq.ft / 1 m²


24.25 lb / 11 Kg



White

11.4"x11.7" | 29x29.6 cm
1.95 lb/pc | 0.90 kg/pc

VEBL43



Black

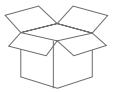
11.5"x12" | 29.5x30.5 cm
2.00 lb/pc | 1.00 kg/pc

VENO36



12"x12"x3/8" - 30.5x30.5x0.9 cm
4"x12"x3/8" - 10x30.5x0.9 cm

11 pcs	10.76 sq.ft / 1 m ²	37.40 lb / 17.00 Kg
17 pcs	16.73 ft. / 5.1 m ²	21.32 lb / 9.70 Kg



Round Décor Glass Stone Mix Black

12"x12" | 30.5x30.5
3.40 lb/pc | 1.55 kg/pc

E MAMI101



Round Décor Glass Stone Mix Black

4"x12" | 10x30.5 cm
1.25 lb/pc | 0.57 kg/pc

E MAMI102



Round Décor Glass Stone Mix Beige

12"x12" | 30.5x30.5 cm
3.40 lb/pc | 1.55 kg/pc

E MAMI103

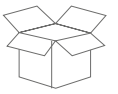


Round Décor Glass Stone Mix Beige

4"x12" | 10x30.5 cm
1.25 lb/pc | 0.57 kg/pc

E MAMI104






Round Mix Glass White

11.9"x11.9"x3.8"	30.3x30.3x0.9 cm
3.20 lb/pc	1.45 kg/pc

D **VEBL36**



Round Mix Glass Black

11.9"x11.9"x3.8"	30.3x30.3x0.9 cm
3.20 lb/pc	1.45 kg/pc

D **VENO02**



Due to the transparency of some of these products, we strongly recommend the use of neutral or white glue for their installation.

For all these products use non abrasive grout joint.



VENO02

TABLE OF CONTENTS





Porcelain
Ceramic
page 118

Concrete
page 110



Mix
page 167

Marble
page 198



Other - Mix



Metal
page 228



Wood
page 263

Other
Stone
page 221



Glass
page 242





The Concrete Series

Strong and long lasting, this concrete manufacturing process generates unique rustic looks without giving up strength and performance.
Add a genuine traditional look to your floor or wall.

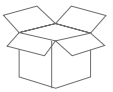
Concrete

12"x12"x3/8" - 30.5x30.5x1 cm

10 pcs

10.01 sq.ft / 0.93 m²

32.9 lb / 14.9 Kg



Red White Square Mix Mosaic

12"x12"x3.8"

3.29 lb/pc

30.5x30.5x1 cm

1.49 kg/pc

H BEMI13

new



Grey Mix Square Mix Mosaic

12"x12"x3.8"

3.29 lb/pc

30.5x30.5x1 cm

1.49 kg/pc

H BEMI14

new



Our unique concrete mosaics are all hand made.

The initial process consist of pouring a special high resistance formulated concrete in liquid form into molds and then let it sit in "dry rooms" to cure. Once the files are cured, they are then assembled and mesh mounted. Using shaded pieces, this whole hand made process enables us to generate unique shaded mosaic sheets.

Durability and color shading is first controlled during the mesh mounting process. In addition, a final quality control is made before packing.



BEMI13



BEM114

Concrete

11.7"x11.7"x3/8" - 29.8x29.8x1 cm

10 pcs

9.50 sq.ft / 0.88 m²

33 lb / 15 Kg




Grey Concrete Multi Star Mix Mosaic

11.7"x11.7"x3/8" | 29.8x29.8x1 cm
3.30 lb/pc | 1.50 kg/pc

H **BEGR04**

new



Red Concrete Multi Star Mix Mosaic

11.7"x11.7"x3/8" | 29.8x29.8x1 cm
3.30 lb/pc | 1.50 kg/pc

H **BERO02**

new



Our unique concrete mosaics are all hand made.

The initial process consist of pouring a special high resistance formulated concrete in liquid form into molds and then let it sit in "dry rooms" to cure. Once the tiles are cured, they are then assembled and mesh mounted. Using shaded pieces, this whole hand made process enables us to generate unique shaded mosaic sheets.

Durability and color shading is first controlled during the mesh mounting process. In addition, a final quality control is made before packing.



BERO02



BEGRO4

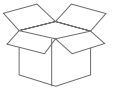
Concrete

12.2"x12.2"x3/8" - 31x31x1 cm

10 pcs

10.34 sq.ft / 0.96 m²

33.9 lb / 15.4 Kg



Grey Concrete Circle Mix Mosaic

12.2"x12.2"x3/8" | 31x31x1 cm
3.40 lb/pc | 1.54 kg/pc

H **BEGR03**

new



Red Concrete Circle Mix Mosaic

12.2"x12.2"x3/8" | 31x31x1 cm
3.40 lb/pc | 1.54 kg/pc

H **BERO01**

new



Our unique concrete mosaics are all hand made.

The initial process consist of pouring a special high resistance formulated concrete in liquid form into molds and then let it sit in "dry rooms" to cure. Once the tiles are cured, they are then assembled and mesh mounted. Using shaded pieces, this whole hand made process enables us to generate unique shaded mosaic sheets.

Durability and color shading is first controlled during the mesh mounting process. In addition, a final quality control is made before packing.

BEGR03



BER001



batiorientus



The Floral Series

Nature is so important to our lives. Bringing nature into our homes gives us calm, energy and strength.

Our Floral Series are here to give your interiors, kitchen or bathrooms, that extra natural feel.

Immerse yourself into nature with our new floral, warm and colorful mosaics.

Porcelain Ceramic

11.8"x11.8"x3/8" - 30x30x0.9 cm

11 pcs

10.76 sq.ft / 0.90 m²


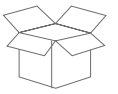
43.77 lb / 19.86 Kg

11.8"x11.8"x3/8" - 30x30x0.9 cm

11 pcs

10.66 sq.ft / 0.99 m²

44.95 lb / 20.39 Kg



Gold Brown Mix Flower Pattern Glazed
Ceramic 3"x3"

11.8"x11.8"
3.88 lb/pc

30x30 cm
1.76 kg/pc

D CEMA04



4"x4" Floral Palm Multicolor 12"x12"

11.8"x11.8"x3/8"
3.97 lb/pc

30x30x0.9 cm
1.80 kg/pc

D CEMI68

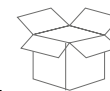
CEMA04



GEM168

Porcelain Ceramic


11.8"x11.8"x3/8" - 30x30x1 cm | 11 pcs | 9.69 sq.ft / 0.90 m² | 44.74 lb/ 20.30 Kg



Blue & White Palm Tree Pattern
Glazed Ceramic 3"x3"

11.8"x11.8" | 30x30 cm
3.97 lb/pc | 1.80 kg/pc

D **CEBL29**



Black & White Palm Tree Pattern
Glazed Ceramic 3"x3"

11.8"x11.8" | 30x30 cm
3.97 lb/pc | 1.80 kg/pc

D **CEMI46**





CEMI46

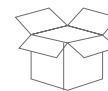
Ceramic

12"x12"x1/4" - 30.5x30.5x0.7 cm

11 pcs

10.76 sq.ft / 1 m²

30.67 lb / 13.92 Kg



4"x4" Floral Palm Brown Beige 12"x12"

12"x12"x1/4"
2.79 lb/pc

30.5x30.5x0.7 cm
1.27 kg/pc

 **CEMI64**



CEMI64

The World Series

An aerial photograph of a tropical coastline. In the foreground, a lush green forested hillside descends to a turquoise bay. The bay is bordered by a rocky shoreline with several small, sandy beaches. In the distance, a large, dark island is visible on the right side of the frame. The sky is a vibrant blue with scattered white clouds. The text 'The World Series' is overlaid in a white, sans-serif font on a semi-transparent grey rectangular background in the upper middle section of the image.

The World Series

So much to discover. So much to experience.

Whether in equatorial forests, remote islands or cities and monuments, our inspiration for new shapes and mosaics arise at all times.

Discover our mosaics inspired by our most beautiful Tahitian forests, the Paris metro and distant civilizationsk...



The Zellige Series

From the narrow streets of Fez to the warm and soft colors of Moroccan fabrics, our Zellige Ceramic series bring you the beauty of traditional ceramics and the warmth of the North African sun.


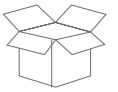
Ceramic Stone Mix

11.9"x11.9"x3/8" - 30.1x30.1x1 cm

10 pcs

9.83 sq.ft / 0.91 m²

50.1 lb / 22.65 Kg



Black Marble & Black Ceramic
Picket & Square Mix Mosaic

11.9"x11.9"x3/8" | 30.1x30.1x1 cm
5.01 lb/pc | 2.27 kg/pc

F **MAMI203**

new



White Mix Marble & White Ceramic
Picket & Square Mix Mosaic

11.9"x11.9"x3/8" | 30.1x30.1x1 cm
5.01 lb/pc | 2.27 kg/pc

F **MAMI204**

new



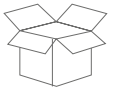
MAMI203



MAMI204

Ceramic Stone Mix

11.9"x11.9"x3/8" - 30.1x30.1x1 cm | 10 pcs | 9.83 sq.ft / 0.91 m² | 50.1 lb / 22.65 Kg



Beige Marble & Off White Ceramic
Picket & Square Mix Mosaic

11.9"x11.9"x3/8" | 30.1x30.1x1 cm
5.01 lb/pc | 2.27 kg/pc

F **MAMI205**

new





MAMI205

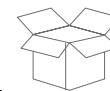
Ceramic

11.2"x11.2"x1/4" - 28.5x28.5x0.7 cm

11 pcs

9.58 sq.ft / 0.89 m²

29.58 lb / 13.42 Kg



Zellige Glazed Ceramic White 3"x3"

11.2"x11.2"x1/4" | 28.5x28.5x0.7 cm
2.69 lb/pc | 1.22 kg/pc

D **CEBL47**



Zellige Glazed Ceramic Grey Mix 3"x3"

11.2"x11.2"x1/4" | 28.5x28.5x0.7 cm
2.69 lb/pc | 1.22 kg/pc

D **CEGR35**



CEBL47



CEGR35

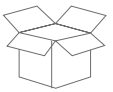
Ceramic

11.2"x11.2"x1/4" - 28.5x28.5x0.7 cm

11 pcs

9.58 sq.ft / 0.89 m²


29.58 lb / 13.42 Kg



Zellige Glazed Ceramic Soft Blue
Mix 3"x3"

11.2"x11.2"x1/4" | 28.5x28.5x0.7 cm
2.69 lb/pc | 1.22 kg/pc


D **CEBL48**



Zellige Glazed Ceramic Soft Green
Mix 3"x3"

11.2"x11.2"x1/4" | 28.5x28.5x0.7 cm
2.69 lb/pc | 1.22 kg/pc

D **CEVE16**



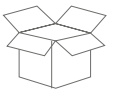
CEBL48



CEVE16

Porcelain Ceramic

11.3"x11.6"x1/4" - 28.8x29.4x0.6 cm | 11 pcs | 10.12 sq.ft / 0.94 m² | 25.35 lb / 11.50 Kg



Mini Subway White Glazed Porcelain 2"x4"

11.3"x11.6" | 28.8x29.4 cm
2.20 lb/pc | 1.00 kg/pc

D **CEBL25**



Mini Subway Black Glazed Porcelain 2"x4"

11.3"x11.6" | 28.8x29.4 cm
2.20 lb/pc | 1.00 kg/pc

D **CENO31**



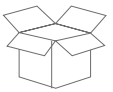
CEBL25



CEN031

Porcelain Ceramic


11.2"x11.6"x1/4" - 28.5x29.5x0.6 cm | 20 pcs | 18.08 sq.ft / 1.68 m² | 44.52 lb / 20.20 Kg



White Brick Pattern Glossy Glazed
Ceramic 2"x6"

11.2"x11.6"x1/4" | 28.5x29.5x0.6 cm
2.23 lb/pc | 1.01 kg/pc

D **CEBL49**



Black Brick Pattern Glossy Glazed
Ceramic 2"x6"

11.2"x11.6"x1/4" | 28.5x29.5x0.6 cm
2.23 lb/pc | 1.01 kg/pc

D **CENO40**



CEN040

Porcelain Ceramic

11.7"x13.2"x3/8" - 29.8x33.4x1 cm

11 pcs

11.73 sq.ft / 1.09 m²

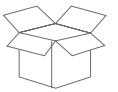
39.67 lb / 18.00 Kg

11.8"x11.8"x3/8" - 30x30x1 cm

11 pcs

10.66 sq.ft / 1.00 m²

46.55 lb / 21.12 Kg



Multi Color Beige Mix Deco Brick Pattern
Matte Glazed Ceramic 1"x3"

11.7"x13.2"
3.53 lb/pc

29.8x33.4 cm
1.60 kg/pc

D CEMI45



Grey Mix Pattern Deco Brick Matte Glazed
Porcelain 1"x3"

11.8"x11.8"x3/8"
4.23 lb/pc

30x30x1 cm
1.91 kg/pc

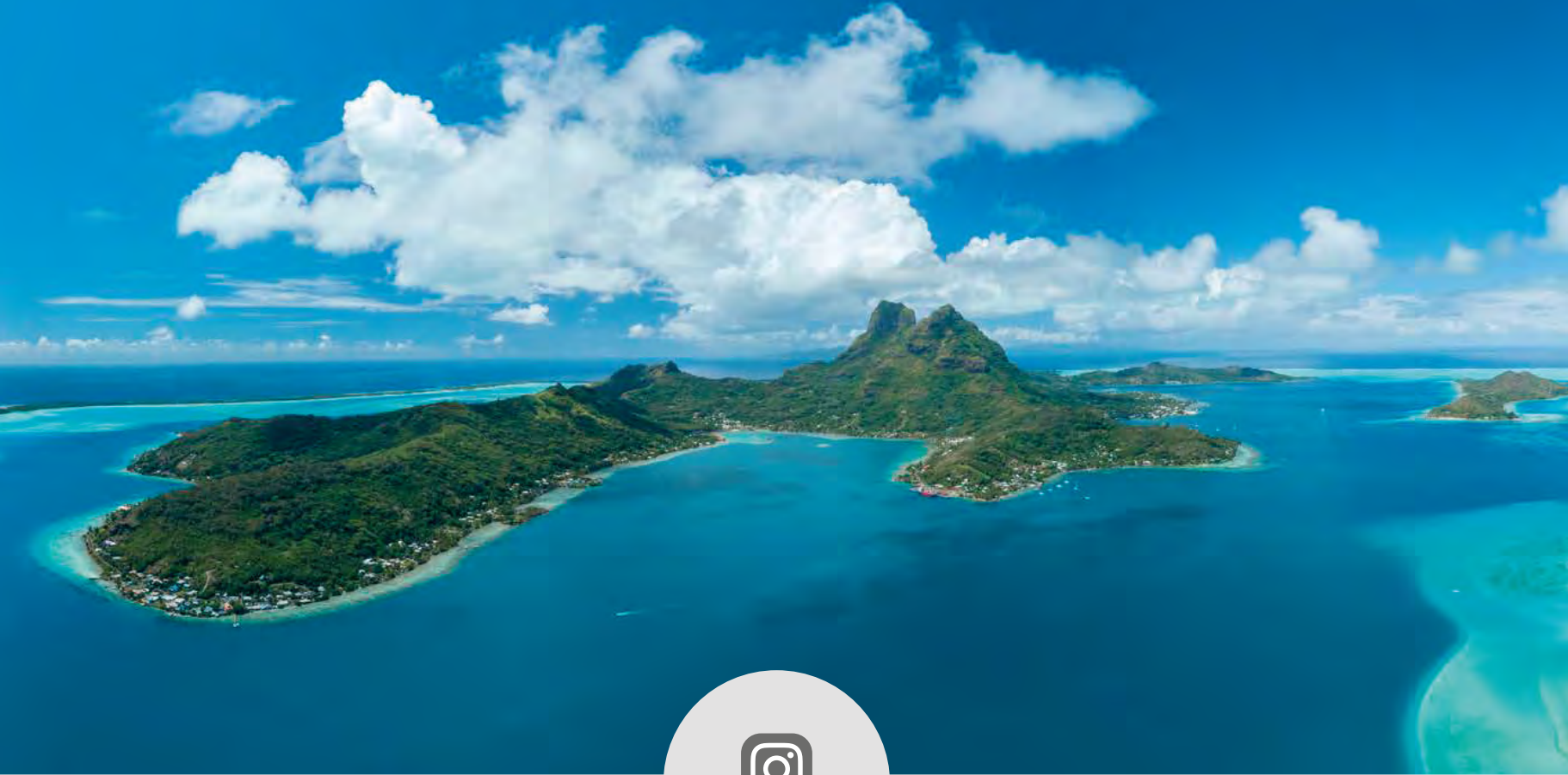
D CEGR37



CEMI45



CEGR37



The Native Series

Inspired by great civilizations and beautiful landscapes, the Native series honor our origins, and our art history.

Each design draws us towards incredible destinations and reminds us how wonderful and mysterious is our planet.

The image features a collection of traditional Maori artifacts. At the top left is a carved wooden mask with a prominent nose and a curved, horn-like element. Below it is a small, square, woven basket made of light-colored fibers. To the right is a large, green, spiral-shaped pendant made of a smooth material, possibly stone or wood. At the bottom are two abalone shells, showing their characteristic iridescent colors. The background is a dark, textured surface. A semi-transparent white banner with the text "The Native Series" is overlaid across the middle of the image.

The Native Series



Part of the “textures” concept, Bati Orient USA is taking you on a journey of “touch and feel” with its Native, Wood and Metal Series.

During our search for new designs, we come across people and places that remind us how rich and versatile our planet and inhabitants are.

We wanted to share all this with you and bring it to your home.

Ceramic


11.8"x11.8"x1/4" - 30x30x0.7 cm | 11 pcs | 10.76 sq.ft / 1 m² | 30.02 lb / 13.59 Kg



Aztec Native Series Black & White
Glazed Ceramic 4"x4"

11.8"x11.8" | 30x30 cm
2.73 lb/pc | 1.24 kg/pc

D CEMI51



Island Native Series Black & White
Glazed Ceramic 4"x4"

11.8"x11.8" | 30x30 cm
2.73 lb/pc | 1.24 kg/pc

D CEMI52



Maori Native Series Black & White
Glazed Ceramic 4"x4"

11.8"x11.8" | 30x30 cm
2.73 lb/pc | 1.24 kg/pc

D CEMI53






CEM 52



batorientus



The Industrial Series

Inspired by the rugged industrial panels and the effect of air, wind and water on metal over time, Bati Orient USA wanted to bring to you how time impacts the elements and brings out their inherent beauty.

Ceramic

11.8"x11.8"x1/4" - 30x30x0.7 cm

11 pcs

10.76 sq.ft / 1 m²

30.75 lb / 13.92 Kg



Silver Industrial Relief Pattern
Glazed Ceramic 4'x4'

11.8"x11.8"
2.80 lb/pc

30x30 cm
1.27 kg/pc

D **CEGR28**




Rust Industrial Relief Pattern
Glazed Ceramic 4'x4'

11.8"x11.8"
2.80 lb/pc

30x30 cm
1.27 kg/pc

D **CEMI48**

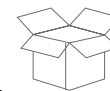




CEMI48

Ceramic


11.8"x11.4"x1/4" - 30x29x0.7 cm | 11 pcs | 10.30 sq.ft / 0.96 m² | 30.75 lb / 13.92 Kg



Silver Industrial Linear Relief Pattern
Glazed Ceramic 2.8"x6"

11.8"x11.4"	30x29 cm
2.80 lb/pc	1.27 kg/pc

D **CEGR29**



Rust Industrial Linear Relief Pattern
Glazed Ceramic 2.8"x6"

11.8"x11.4"	30x29 cm
2.80 lb/pc	1.27 kg/pc

D **CEMI49**





CEM149



batorientus



The Wood Series

For centuries, wood has been part of our lives in all shapes and forms. This new “Wood” series is our way to honor such a great material.

Ceramic

11.8"x11.8"x3/8" - 30x30x0.9 cm

11 pcs

10.76 sq.ft / 1 m²

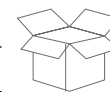
38.79 lb/ 17.60 Kg

11.8"x11.8"x1/4" - 30x30x0.7 cm

17 pcs

10.76 sq.ft / 1 m²

27.96 lb / 12.65 Kg



Wood Rectangles Mix Grey
Ceramic 0.7"x4"

11.8"x11.8"

30x30 cm

2.54 lb/pc

1.15 kg/pc

D **CEBL36**



Wood Rectangles Mix Beige Blue
Ceramic 0.7"x4"

11.8"x11.8"

30x30 cm

2.54 lb/pc

1.15 kg/pc

D **CEMI50**



CEBL36



CEMI50

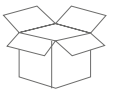
Ceramic

12"x12"x1/4" - 30.5x30.5x0.7 cm

11 pcs

10.76 sq.ft / 1 m²

26.67 lb / 12.10 Kg



Multicolor Wood 1.1"x4" Glazed Ceramic

12"x12"x1/4"
2.42 lb/pc

30.5x30.5x0.7 cm
1.10 kg/pc

D CEMI67




Beige Brown Mix Wood 1.1"x4" Glazed Ceramic

12"x12"x1/4"
2.42 lb/pc

30.5x30.5x0.7 cm
1.10 kg/pc

D CEMA07



CEMA07



CEMI67

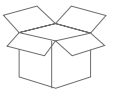
Porcelain Ceramic

11.9"x11.8"x3/8" - 30.3x30x0.9 cm

11 pcs

10.76 sq.ft / 1 m²

44.95 lb / 20.39 Kg



2"x4" Glazed Ceramic Grey Beige Mix
Rough Surface

11.9"x11.8"x3/8"
3.97 lb/pc

30.3x30x0.9 cm
1.80 kg/pc

D **CEGR32**



2"x4" Glazed Ceramic Beige Mix Rough
Surface

11.9"x11.8"x3/8"
3.97 lb/pc

30.3x30x0.9 cm
1.80 kg/pc

D **CEBE09**



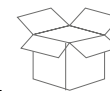
CEBE09



CEGR32

Ceramic

11.8"x12.2"x1/4" - 30x31x0.7 cm | 11 pcs | 10.98 sq.ft / 1.02 m² | 34.18 lb / 15.51Kg



Slate Stone Beige Glazed Ceramic 2"x6" Brick

11.8"x12.2"x1/4" | 30x31x0.7 cm
3.11 lb/pc | 1.41 kg/pc


D **CEBE10**



Slate Stone Grey Glazed Ceramic 2"x6" Brick

11.8"x12.2"x1/4" | 30x31x0.7 cm
3.11 lb/pc | 1.41 kg/pc

D **CEGR36**



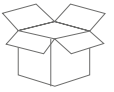
CEBE10



CEGR36

Ceramic


11.6"x11.6"x5/16" - 29.5x29.5x0.8 cm	11 pcs	10.98 sq.ft / 1.02 m ²	30.92 lb / 14.03 Kg
11.5"x11.5"x5/16" - 29x29x0.8 cm	11 pcs	10.12 sq.ft / 0.94 m ²	33.10 lb / 15.02 Kg



Blue Mix Geometric Pattern Glazed
Ceramic 4"x4"

11.6"x11.6"	29.5x29.5 cm
2.71 lb/pc	1.23 kg/pc

D **CEBL30**



Grey Blue Mix Triangle Glazed
Ceramic 3"

11.5"x11.5"	29x29 cm
2.91 lb/pc	1.32 kg/pc

D **CEMI47**





CEMI47

Ceramic

11.8"x11.8"x5/16" - 30x30x0.8 cm

13"x10.6"x5/16" - 33x27x0.8 cm

11 pcs


10.76 sq.ft / 1 m²

29.09 lb / 13.20 Kg

11 pcs

10.76 sq.ft / 1 m²

29.09 lb / 13.20 Kg



Patchwork Square Black & White

11.8"x11.8" | 30x30 cm
2.64 lb/pc | 1.20 kg/pc

D **CEMI09**



Patchwork Square Blue

11.8"x11.8" | 30x30 cm
2.64 lb/pc | 1.20 kg/pc

D **CEBL17**



Patchwork Square Blue Mix White

11.8"x11.8" | 30x30 cm
2.64 lb/pc | 1.20 kg/pc

D **CEBL18**




Patchwork Diamond Blue

13"x10.6" | 33x27 cm
2.64 lb/pc | 1.20 kg/pc

D **CEBL19**





batorientus



The Terrazzo Series

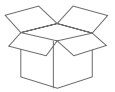
Created in Italy by Venitian craftsmen in the 15th century using discarded pieces of marble, we also discovered terrazzo-like floors in ruins in Turkey dating back 8,000 to 10,000 years ago.

Terrazzo eventually became a way to create contemporary floor and wall designs all around the world.

We offer it to you today in a new creative mosaic form.

Terrazzo Marble Mix

11.8"x12"x3/8" - 30x30.5x1 cm	10 pcs	9.84 sq.ft / 0.92 m ²	44 lb / 20 Kg
13"x13.8"x3/8" - 33x35x1 cm	10 pcs	12.44 sq.ft / 1.16 m ²	59.4 lb / 27 Kg
12"x12"x3/8" - 30.5x30.5x1 cm	10 pcs	10.76 sq.ft / 1 m ²	44 lb / 20 Kg



Lantern Terrazzo Marble White Grey
Black Mix Mosaic

11.8"x12"	30x30.5 cm
4.40 lb/pc	2 kg/pc

F PIMI40



Long Hexagon Terrazzo Marble White
Grey Black Mix Mosaic

13"x13.8"	33x35 cm
5.94 lb/pc	2.70 kg/pc

F PIMI41



Mini Opus Terrazzo Marble White Grey
Black Mix Mosaic

12"x12"	30.5x30.5 cm
4.40 lb/pc	2 kg/pc

F PIMI42





PIMI41-42



Multicolor Square Mix Glass Resin

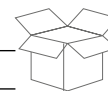
11.8"x11.8"x5/16" | 30x30x0.8 cm
1.70 lb/pc | 0.77 kg/pc

D VEM166



Mix Mother of Pearl


11.8"x11.8"x5/16" - 30x30x0.8 cm	11 pcs	10.66 sq.ft / 1.0 m ²	31,60 lb / 14,30 Kg
12.7"x12.3"x5/16" - 32.3x31.2x0.8 cm	11 pcs	11.92 ft. / 1.1 m ²	33.30 lb / 15.07 Kg



Blue Mother of Pearl Glass Mix
1/2"x1" Mosaic

11.8"x11.8" | 30x30 cm
2.87 lb/pc | 1.30 kg/pc

F MAMI198 *new*



Blue Mother of Pearl Glass Mix
1/2"x1" Brick Mosaic

12.7"x12.3" | 32.3x31.3 cm
3.03 lb/pc | 1.37 kg/pc

F MAMI199 *new*



Warning: Depending on the angle of incidence of light on shell, it can appear in a different lighter or darker color than the original. For these products, please use a non abrasive grout joint.



MAMI198


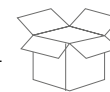


MAMI199

Mix Mother of Pearl

11.7"x11.7"x5/16" (1"x1")
29.8x29.8x0.8 cm (2.5x2.5 cm)
11.4"x12"x5/16" - 29x30.5x0.8 cm

11 pcs	10.76 sq.ft / 1.00 m ²	36.00 lb / 16.30 Kg
11 pcs	10.76 sq.ft / 1.00 m ²	32.00 lb / 14.50 Kg



Mother of Pearl Glass Marble White Mix

11.7"x11.7" | 29.8x29.8 cm
3.25 lb/pc | 1.45 kg/pc

F MAMI166



Mother of Pearl Glass Marble Beige Brown Mix

11.7"x11.7" | 29.8x29.8 cm
3.25 lb/pc | 1.45 kg/pc

F MAMI167



Warning: Depending on the angle of incidence of light on shell, it can appear in a different lighter or darker color than the original. For these products, please use a non abrasive grout joint.



Mother of Pearl Tan Glass/Brown Mix Brick

11.4"x12" | 29x30.5 cm
2.85 lb/pc | 1.25 kg/pc

F MAMI119



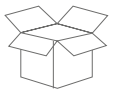
Mother of Pearl Glass Marble Taupe Grey Mix Brick

11.4"x12" | 29x30.5 cm
2.85 lb/pc | 1.25 kg/pc

F MAMI165

Mix Mother of Pearl

11.4"x12"x5/16" - 29x30.5x0.8 cm | 11 pcs | 10.76 sq.ft / 1.00 m² | 32.00 lb / 14.50 Kg



Mother of Pearl Beige/White/Beige
Mix Brick

11.4"x12" | 29x30.5 cm
2.85 lb/pc | 1.25 kg/pc

F MAMI120



Mother of Pearl Glass Marble White
Mix Brick

11.4"x12" | 29x30.5 cm
2.85 lb/pc | 1.25 kg/pc

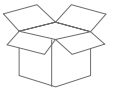
F MAMI164



Mix

11.2"x11.7"x3/8" - 28.5x29.8x0.9 cm
11.2"x10.4"x3/8" - 28.5x26.4x0.9 cm

11 pcs	10.76 sq.ft / 1.00 m ²	25.46 lb / 11.55 Kg
11 pcs	10.76 sq.ft / 1.00 m ²	29.09 lb / 13.20 Kg



Baguette Glass Metal Mix Beige Grey

11.2"x11.7"x3/8"	28.5x29.8x0.9 cm
2.31 lb/pc	1.05 kg/pc

C MEMI56



Hexagon Mix Marble Aluminum Multi Finish Silver White


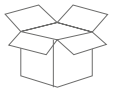
11.2"x10.4"x3/8"	28.5x26.4x0.9 cm
2.64 lb/pc	1.20 kg/pc

F MAMI168



MAMI168


11.8"x11.8"x5/16" - 30x30x0.8 cm	11 pcs	10.76 sq.ft / 1.00 m ²	36.41 lb/ 16.50 Kg
12"x12"x3/8" (5/8"x5/8") - 30x30x0.9 cm (1.5x1.5 cm)	11 pcs	10.76 sq.ft / 1.00 m ²	30.91 lb/ 14 Kg



Mix Blue/Steel/Glass Blue

11.8"x11.8"	30x30 cm
3.31 lb/pc	1.50 kg/pc

F VEMI93




Grey Blue/Glass/Decor

12"x12"	30.5x30.5 cm
3.41 lb/pc	1.55 kg/pc

E VEMI98



11 pcs	10.76 sq.ft / 1 m ²	37.50 lb / 17 Kg
--------	--------------------------------	------------------



Mix Steel/Glass/Stone Matte-Glossy

12"x12"	30.5x30.5 cm
3.00 lb/pc	1.36 kg/pc

F VEMI27




11 pcs	10.76 sq.ft / 1 m ²	33.00 lb / 15.00 Kg
--------	--------------------------------	---------------------



White Marble / Grey-White Glass

12"x12"	30.5x30.5 cm
2.80 lb/pc	1.27 kg/pc

F VEMI114



White Marble / Grey-Light Blue Glass Glossy

12"x12"	30.5x30.5 cm
2.81 lb/pc	1.27 kg/pc

F VEMI87




Brown Slate/Beige Brown Glass Glossy

12"x12"	30.5x30.5 cm
2.81 lb/pc	1.27 kg/pc

A ARRO17

MOSAIK



VEMI93

Mix

11.8"x11.8"X5/16" - 30x30x0.8 cm

11.8"x11.8"X5/16" - 30x30x0.8 cm

11 pcs

10.76 sq.ft / 1.00 m²

30.91 lb / 14 Kg

11 pcs

10.76 sq.ft / 1.00 m²

37.40 lb/ 16.96 Kg



White Marble / Blue Matte Glass

11.8"x11.8"

2.81 lb/pc

30x30 cm

1.27 kg/pc

F VEM189



Purple Mix Marble/Glass

11.8"x11.8"

3.40 lb/pc

30x30 cm

1.54 kg/pc

E MAVI01





MAVIO1



For these products
use non-abrasive
grout joint.



Grey/Beige Glass Quartzite Metal

12"x12"	30.5x30.5 cm
2.80 lb/pc	1.27 kg/pc

A QUMI17

 11 pcs | 10.76 sq.ft / 1 m² | 30.81 lb/ 14 Kg

Beige/Brown Mix Marble/Polished/Glass

12"x12"	30.5x30.5 cm
3.40 lb/pc	1.54 kg/pc

E MAMI57

 11 pcs | 10.76 sq.ft / 1 m² | 37.40 lb/ 16.94Kg



Grey Marble/Glass/Metal

12"x12"	30.5x30.5 cm
3.40 lb/pc	1.54 kg/pc

F MAMI54

 11 pcs | 10.76 sq.ft / 1 m² | 37.40 lb/ 16.96 Kg



Quartzite-Glass Beige/White

12"x12"	30.5x30.5 cm
3.24 lb/pc	1.47 kg/pc

A VEMI109

 11 pcs | 10.76 sq.ft / 1 m² | 35.64 lb/ 16.2 Kg





For these products
use non-abrasive
grout joint.



Beige Marble/Silver Beige Glass/Décor

12"x12" (1"x1")	30.5x30.5 cm (2.5x2.5 cm)
2.80 lb/pc	1.27 kg/pc

F MAMI51



11 pcs	10.76 sq.ft / 1 m ²	30.80 lb/ 14Kg
--------	--------------------------------	----------------

Brown Décor/Brown Glass

12"x12"	30.5x30.5 cm
3.00 lb/pc	1.36 kg/pc

E VEMI99



11 pcs	10.76 sq.ft / 1 m ²	33 lb/ 15 Kg
--------	--------------------------------	--------------



Mix Grey-Red Stone

12"x12"	30.5x30.5 cm
3.00 lb/pc	1.36 kg/pc

E MAMI83



11 pcs	10.76 sq.ft / 1 m ²	33 lb/ 15 Kg
--------	--------------------------------	--------------



Red Stone/Brown Glass/Décor

12"x12" (1"x1")	30.5x30.5 cm (2.5x2.5 cm)
2.80 lb/pc	1.27 kg/pc

E MAMI32



11 pcs	10.76 sq.ft / 1 m ²	30.80 lb/ 14Kg
--------	--------------------------------	----------------





MAMI32

Mix

12"x12"x5/16" (7/8"x7/8") - 30.5x30.5x0.8 cm (2.3x2.3 cm)

12"x12"x3/8" (1"x1") - 30.5x30.5x0.9 cm (2.5x2.5 cm)

11 pcs

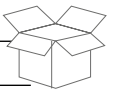
10.76 sq.ft / 1.00 m²

44.53 lb / 20.2 Kg

11 pcs

10.76 sq.ft / 1.00 m²

35.31 lb / 16 Kg



Beige Stone / Beige Brown Ceramic Mix

12"x12"

3.97 lb/pc

30.5x30.5 cm

1.80 kg/pc

F PIMI31



Black Stone / Grey White Ceramic Mix

12"x12"

3.97 lb/pc

30.5x30.5 cm

1.80 kg/pc

A PIMI32



Grey Stone/Brown Glass/Décor


12"x12"

3.21 lb/pc

30.5x30.5 cm

1.46 kg/pc

E MAMI30



Beige Stone/Brown Glass/Décor

12"x12"

3.21 lb/pc

30.5x30.5 cm

1.46 kg/pc

E MAMI33



12"x12"x3/8" (1"x1") - 30.5x30.5x0.9 cm (2.5x2.5 cm)
 12"x12"x3/8" (3/4"x1&3/4") - 30.5x30.5x0.9 cm (2.5x4.2 cm)

11 pcs

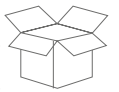
10.76 sq.ft / 1.00 m²

35.31 lb/ 16 Kg

11 pcs

10.76 sq.ft / 1.00 m²

37.40 lb/ 17 Kg




For these products use non-abrasive grout joint.



Grey Stone/Grey Glass/Décor

12"x12"	30.5x30.5 cm
3.21 lb/pc	1.46 kg/pc


E MAMI29


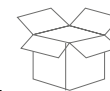


Turquoise Glass/Ceramic

12"x12"	30.5x30.5 cm
3.40 lb/pc	1.54 kg/pc

D VEBL40






Marble Beige/Glass Beige/Brown

12"x12"	30.5x30.5 cm
2.80 lb/pc	1.27 kg/pc

F MAMI92



Marble Grey/Glass Black/Grey/White

12"x12"	30.5x30.5 cm
2.80 lb/pc	1.27 kg/pc

F MAMI94



Marble Beige/Glass Beige/Brown

12"x12"	30.5x30.5 cm
2.80 lb/pc	1.27 kg/pc

F MAMI93



Marble Grey/Glass Black/Grey/White

12"x12"	30.5x30.5 cm
2.80 lb/pc	1.27 kg/pc

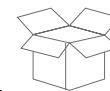
F MAMI95



For these products use
non-abrasive grout joint.



MAMI94



Baguette Stone Grey Beige Black Aluminum Mix

11.8"x11.8"	30x30 cm
2.50 lb/pc	1.14 kg/pc

F MAMI151



Baguette Stone Grey Black Aluminum Mix

11.8"x11.8"	30x30 cm
2.50 lb/pc	1.14 kg/pc

F MAMI150



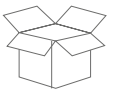


MAMI150

Mix

11.8"x12"x5/16" - 30x30.6x0.8 cm
11.8"x12"x5/16" - 30x30.6x0.8 cm
11.8"x11.6"x5/16" - 30x29.5x0.8 cm

11 pcs	10.76 sq.ft / 1.00 m ²	35.20 lb/ 16.8 Kg
11 pcs	10.76 sq.ft / 1.00 m ²	37.40 lb/ 17 Kg
11 pcs	10.76 sq.ft / 1.00 m ²	37.03 lb/ 16.8 Kg



Beige Marble/Beige Glass/Aluminum

11.8"x12"	30x30.6 cm
3.00 lb/pc	1.36 kg/pc

E MEMI27



Brown Marble / Beige Glass

11.8"x12"	30x30.6 cm
3.40 lb/pc	1.55 kg/pc

E VEMI90



Slate/Glass Beige/Brown

11.8"x11.6"	30x29.5 cm
3.36 lb/pc	1.53 kg/pc

A ARRO16



For these products use non-abrasive grout joint.



MEMI27

Mix

11.6"x12"x3/8" - 29.5x30.5x0.9 cm

11.6"x11.6"x3/8" - 29.5x29.5x0.9 cm

11 pcs


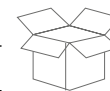
10.33 sq.ft / 0.96 m²

40.73 lb / 18.48 Kg

11 pcs

10.30 sq.ft / 0.96 m²

42.00 lb / 19.00 Kg



Mother of Pearl Glass Marble Beige Mix

11.6"x12"

3.70 lb/pc

29.6x30.5 cm

1.68 kg/pc

D MAMI174



Mother of Pearl Glass Marble White Mix


11.6"x12"

3.70 lb/pc

29.5x30.5 cm

1.68 kg/pc

D MAMI175



Glass Black Matte & Glossy

11.6"x11.6"

3.81 lb/pc

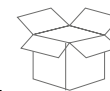
29.5x29.5 cm

1.73 kg/pc

E MAMI143



VEBL41



Black Marble/Black Glass/Steel

11.6"x11.6"	29.5x29.5 cm
3.81 lb/pc	1.73 kg/pc


F VENO34



White Marble/White Glass Matte & Glossy

11.6"x11.6"	29.5x29.5 cm
3.81 lb/pc	1.73 kg/pc


F VEBL41



Black-Grey-White Iridescent Glass

11.6"x11.6"	29.5x29.5 cm
3.81 lb/pc	1.73 kg/pc

D VEGR39



Green Glass

11.6"x11.6"	29.5x29.5 cm
3.81 lb/pc	1.73 kg/pc

D VEVE40



11.8"x11.8"x5/16" - 30x30x0.8 cm

11 pcs

10.76 sq.ft / 1 m²

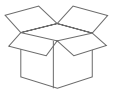
24.91 lb/ 11.3 Kg

11.8"x11.8"x5/16" - 30x30x0.8 cm

11 pcs

10.76 sq.ft / 1 m²


36.37 lb/ 16.5 Kg



Stone Grey Black Aluminum Mix

11.8"x11.8"x5/16" | 30x30x0.8 cm
2.26 lb/pc | 1.03 kg/pc

F MAMI153



Stone&Glass Grey Beige Black Mix Brick

11.8"x11.8"x5/16" | 30x30x0.8 cm
3.31 lb/pc | 1.50 kg/pc

F VEMI138



Mix

11.8"x11.8"x5/16" - 30x30x0.8 cm

11 pcs

10.76 sq.ft / 1 m²

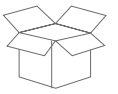
33.11 lb / 15 Kg

11.8"x11.8"x5/16" - 30x30x0.8 cm


11 pcs

10.76 sq.ft / 1 m²

37.40 lb / 17 Kg



The installation of these products requires strict observance of construction practices. The cement thin set must be completely dry. Wait 72 hours minimum before sealing.



Mix Blue Glossy Glass/Shell

11.8"x11.8" (2"x2")

3.01 lb/pc

30x30 cm (4.8x4.8 cm)

1.36 kg/pc

F MAMI50



Mix Grey Stone/Black-Grey Glass

11.8"x11.8" (2"x2")

3.40 lb/pc

30x30 cm (4.8x4.8 cm)

1.55 kg/pc

E VEMI111



For these products use non-abrasive grout joint.



Mix


12"x12"x3/8" (7/8" x2") - 30.5x30.5x0.9 cm (2.3x4.8 cm) | 11 pcs | 10.76 sq.ft / 1.00 m² | 41.90 lb/ 19 Kg



Silver Grey Natural Slate - Glass Red Black

12"x12" | 30.5x30.5 cm
3.81 lb/pc | 1.73 kg/pc

A QUMI12



Silver Grey Natural Slate - Glass Turquoise

12"x12" | 30.5x30.5 cm
3.81 lb/pc | 1.73 kg/pc

A QUMI11



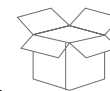
Silver Grey Polished Slate - Glass Purple White

12"x12" | 30.5x30.5 cm
3.81 lb/pc | 1.73 kg/pc

A QUMI13



QUMI13



Glass Tile Decor Purple

11.6"x23.4" | 29.5x59.5 cm
8 lb/pc | 3.6 kg/pc


VEVI02



Glass Tile Decor Blue

11.6"x23.4" | 29.5x59.5 cm
8 lb/pc | 3.6 kg/pc

VEBL37



Glass Tile Decor Red

11.6"x23.4" | 29.5x59.5 cm
8 lb/pc | 3.6 kg/pc

VERO34

The White & Grey Marble Classic Series

Mostly based on whites and greys, these stones do not fear the thread of time.

Classic mosaics are timeless.

You can count on them for any space, giving you an elegant and pure ambiance for years to come.

New Marble Baguette


12"x12" 30.5x30.5 cm | 10 pcs | 10,76 sq.ft / 1 m² | 50,7 lb / 23 Kg



Beige Marble 1"x6"
Baguette Mosaic

12"x12" | 30.5x30.5 cm
5.07 lb/pc | 2.3 kg/pc

F MABE134 *new*



White Marble 1"x6"
Baguette Mosaic

12"x12" | 30.5x30.5 cm
5.07 lb/pc | 2.3 kg/pc

F MABL125 *new*



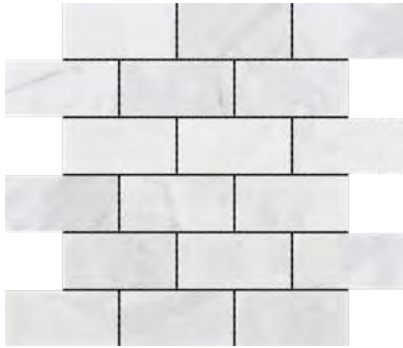
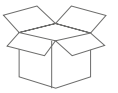
MABE134



MABL125

Marble


12"x12"x3/8" - 30.5x30.5x1 cm	10 pcs	10.00 sq.ft / 0.93 m ²	51.15 lb/ 23.25 Kg
10"x12"x3/8" - 25.5x30.5x1 cm	10 pcs	8.37 sq.ft / 0.78 m ²	42.89 lb/ 19.45 Kg



2"x4" Brick Pattern White Grey Marble

12"x12"x3/8"	30.5x30.5x1
5.12 lb/pc	2.33 kg/pc

F MABL119



2"x6" Picket White Grey Marble

10"x12"x3/8"	25.5x30.5x1
4.30 lb/pc	1.95 kg/pc

F MABL120


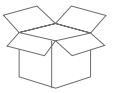




MABL119

Marble

9.7"x11"x3/8" - 24.5x28x1 cm | 10 pcs | 7.38 sq.ft / 0.69 m² | 37.82 lb/ 17.15 Kg



Irregular Hexagon White Grey Marble


9.7"x11"x3/8" | 24.5x28x1 cm
3.79 lb/pc | 1.72 kg/pc

F MABL121



Marble


11.4"x11.3"x5/16" - 28.9x28.6x0.8 cm	10 pcs	8.90 sq.ft / 0.83 m ²	40.11 lb / 18.20 Kg
12"x12"x5/16" - 30.5x30.5x0.8 cm	10 pcs	10.01 sq.ft / 0.93 m ²	37.69 lb / 17.10 Kg
11.8"x11.8"x5/16" - 30x30x0.8 cm	10 pcs	9.69 sq.ft / 0.90 m ²	42.10 lb / 19.10 Kg



Grey White Multicolor Marble Diamond Honed

11.4"x11.3"x5/16"	28.9x28.6x0.8 cm
3.97 lb/pc	1.80 kg/pc

F MAMI186



Elongated Hexagon Ice Grey "Leaves"

12"x12"x5/16"	30.5x30.5x0.8 cm
3.75 lb/pc	1.70 kg/pc

F MAGR116



2"x4" Brick Ice Grey

11.8"x11.8"x5/16"	30x30x0.8 cm
4.19 lb/pc	1.90 kg/pc

F MAGR117




MAMI186



MAGR116-117

Marble


12"x12"x3/8" - 30.5x30.5x1 cm | 10 pcs | 10.01 sq.ft / 0.93 m² | 51.27 lb/ 23.25 Kg



3"x3" Cross & Star White Grey Marble

12"x12"x3/8" | 30.5x30.5x1 cm
5.14 lb/pc | 2.33 kg/pc

F MABL122



3"x3" Cross & Star Beige Marble

12"x12"x3/8" | 30.5x30.5x1 cm
5.14 lb/pc | 2.33 kg/pc


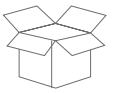
F MABE133



MABL122

Marble


11.2"x11.2"x3/8" - 28.5x28.5x1 cm | 10 pcs | 8.74 sq.ft / 0.81 m² | 44.76 lb/ 20.30 Kg



Star & Square White & Grey Mix Marble

11.2"x11.2"x3/8" | 28.5x28.5x1 cm
4.48 lb/pc | 2.03 kg/pc

F MAMI193



Star & Square White & Beige Mix Marble

11.2"x11.2"x3/8" | 28.5x28.5x1 cm
4.48 lb/pc | 2.03 kg/pc

F MAMI194





MAMI193

Marble

10.3"x12.5"x3/8" - 26.2x31.8x1 cm

10 pcs

8.97 sq.ft / 0.83 m²


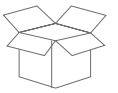
45.82 lb/ 20.83 Kg

10"x12"x3/8" - 25.5x30.5x1 cm

10 pcs

8.37 sq.ft / 0.78 m²

42.89 lb/ 19.45 Kg



2"x6" Elongated Round White Grey
Beige Marble Mix

10.3"x12.5"x3/8"

26.2x31.8x1 cm

4.58 lb/pc

2.08 kg/pc

F MAMI191



2"x6" Picket White Grey Beige Marble
Mix

10"x12"x3/8"

25.5x30.5x1 cm

4.30 lb/pc

1.95 kg/pc

F MAMI192



MAMI191



MAMI192

Marble

11"x11"x5/16" - 28x28x0.8 cm	10 pcs	8.44 ft. / 0.78 m ²	40.11 lb / 18.2 Kg
11.8"x11.8"x5/16" - 30x30x0.8 cm	11 pcs	10.76 sq.ft / 1 m ²	36.37 lb/ 16.5 Kg



Mosaic



Herringbone Crystal White Marble
Polished 1"x2"

11"x11"x5/16"	28x28x0.8 cm
3.97 lb/pc	1.80 kg/pc

F MABL109



Marble Grey White Sand Blasted
Honed Mix

11.8"x11.8"x5/16"	30x30x0.8 cm
3.31 lb/pc	1.50 kg/pc

F MAGR103

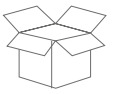




MABL109

Marble


12"x12"x5/16" - 30.5x30.5x0.8 cm	10 pcs	10.01 sq.ft / 0.93 m ²	37.69 lb / 17.10 Kg
11.8"x11.8"x5/16" - 30x30x0.8 cm	10 pcs	9.69 sq.ft / 0.90 m ²	42.10 lb / 19.10 Kg



Elongated Hexagon Royal Vein "Leaves"

12"x12"x5/16"	30.5x30.5x0.8 cm
3.75 lb/pc	1.70 kg/pc

F MAMI182



2"x4" Brick Royal Vein

11.8"x11.8"x5/16"	30x30x0.8 cm
4.19 lb/pc	1.90 kg/pc

F MAMI183

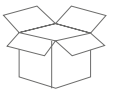




MAMI183

Marble

12"x12"x5/16" - 30.5x30.5x0.8 cm	10 pcs	10.01 sq.ft / 0.93 m ²	37.69 lb / 17.10 Kg
11.8"x11.8"x5/16" - 30x30x0.8 cm	10 pcs	10.01 sq.ft / 0.93 m ²	37.69 lb / 17.10 Kg



Baguette Royal Vein

12"x12"x5/16"	30.5x30.5x0.8 cm
3.75 lb/pc	1.70 kg/pc


F MAMI185



Hexagon Royal Vein

11.8"x11.8"x5/16"	30x30x0.8 cm
4.19 lb/pc	1.90 kg/pc

F MAMI184



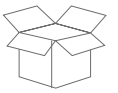


MAMI185

Marble

11.8"x11.8"x5/16" - 30x30x0.8 cm
16"x6.8"x3/8" - 40.6x17.2x1 cm


11 pcs	10.76 sq.ft / 1.00 m ²	38.79 lb / 17.60 Kg
8 pcs	6.04 sq.ft / 0.56 m ²	31.00 lb / 14.00 Kg



Black Grey Mix

11.8"x11.8"x5/16"	30x30x0.8 cm
3.52 lb/pc	1.60 kg/pc

D **MAGR106**



Grey

16"x6.8"x3/8"	40.6x17.2x1 cm
3.75 lb/pc	1.70 kg/pc

F **MAGR105**



Marble

11.6"x11.6"x3/8" - 29x29x0.9 cm

11"x12"x3/8" - 28x30x0.9 cm

11 pcs

10.76 sq.ft / 1 m²

41.80 lb/ 19 Kg

12 pcs

10.84 sq.ft / 1 m²

41.80 lb/ 19 Kg



White

11.6"x11.6"	29x29 cm
3.48 lb/pc	1.58 kg/pc

F MABL55



White/Grey

11.6"x11.6"	29x29 cm
3.48 lb/pc	1.58 kg/pc

F MAMI19



Grey

11.6"x11.6"	29x29 cm
3.48 lb/pc	1.58 kg/pc

F MAGR47



Grey / Black / White

11"x12"	28x30 cm
3.48 lb/pc	1.58 kg/pc

F MAMI15

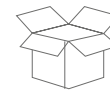


IMPORTANT: All our products must be protected with an adapted sealer prior to installation.
CAUTION: Finishing products may slightly darken the raw material's color.



Marble

12"x12"x3/8" (2"x2") - 30.5x30.5x0.9 cm (4.8x4.8 cm) | 11 pcs | 10.76 sq.ft / 1 m² | 48.40 lb/ 22 Kg



Forest Brown

12"x12" | 30.5x30.5 cm
4.40 lb/pc | 2.00 kg/pc

E **MAMA45**



Forest Green

12"x12" | 30.5x30.5 cm
4.40 lb/pc | 2.00 kg/pc


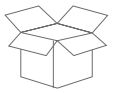
E **MAVE01**



MAVE01

Printed Marble

11.9"x11.9"x3/8" - 30.2x30.2x1 cm | 10 pcs | 9.82 sq.ft / 0.91 m² | 50.27 lb/ 22.80 Kg



6"x6" Grey Palm Leaf Printed White
Marble

11.9"x11.9"x3/8" | 30.2x30.2x1 cm
5.03 lb/pc | 2.28 kg/pc

F MABL118



6"x6" Green Palm Leaf Printed Beige
Marble

11.9"x11.9"x3/8" | 30.2x30.2x1 cm
5.03 lb/pc | 2.28 kg/pc

F MABE132





MIABL118

Other Stone

11.7"x11.7"x5/16" (2"x4") - 29.8x29.8x0.7 cm (5x10 cm)

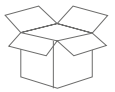
12.5"x12.5"x5/16" - 31.8x31.8x0.7 cm

12.4"x9.5"x5/16" - 31.5x24.2x0.7 cm

15 pcs | 14.21 sq.ft / 1.32 m² | 49.26 lb/ 22.35 Kg

15 pcs | 16.25 sq.ft / 1.51 m² | 54.22 lb/ 24.60 Kg

13 pcs | 10.46 sq.ft / 1.00 m² | 41.66 lb/ 18.90 Kg



Brick Limestone Multi Finish Grey

11.7"x11.7" | 29.8x29.8 cm
3.28 lb/pc | 1.49 kg/pc


F **MAGR108**



Hexagon Limestone Multi Finish Grey

12.5"x12.5" | 31.8x31.8 cm
3.61 lb/pc | 1.64 kg/pc

F **MAGR107**



3D Diamond Limestone Multi Finish Grey

12.4"x9.5" | 31.5x24.2 cm
2.78 lb/pc | 1.26 kg/pc


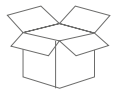
F **MAGR110**



Other Stone

12"x12"x3/8" (1"x1") - 30.5x30.5x0.9 (2.5x2.5 cm)
4 3/4"x12"x3/8" - 12x30x0.9 cm


11 pcs	10.76 sq.ft / 1.00 m ²	42.02 lb/ 19 Kg
17 pcs	16.73 ft / 5.1 m ²	27.00 lb/ 12.24 Kg



Black Slate

12"x12"	30.5x30.5 cm
3.82 lb/pc	1.73 kg/pc

A ARNO01



Rust Slate

12"x12"	30.5x30.5 cm
3.82 lb/pc	1.73 kg/pc

A ARRO01



Black

4 3/4"x12"	12x30.5 cm
1.60 lb/pc	0.72 kg/pc

A ARNO03



Rust

4 3/4"x12"	12x30.5 cm
1.60 lb/pc	0.72 kg/pc

A ARRO03



WARNING: This product may contain particles of iron, it must be sealed.



Other Stone

12"x12"x3/8" (3/4" x 1 5/8")
- 30.5x30.5x0.9 cm (1.9 x 4.1 cm)

11 pcs

10.76 sq.ft / 1.00 m²

42.02 lb / 19 Kg



Beige Quartzite

12"x12" | 30.5x30.5 cm
3.82 lb/pc | 1.73 kg/pc

A QUBE02



Black Slate

12"x12" | 30.5x30.5 cm
3.82 lb/pc | 1.73 kg/pc

A ARNO02



Rust Slate

12"x12" | 30.5x30.5 cm
3.82 lb/pc | 1.73 kg/pc

A ARRO02



WARNING: This product may contain particles of iron, it must be sealed.



Other Stone

12"x12"x3/8" (2"x2") - 30.5x30.5x0.9 (4.8x4.8 cm)

11 pcs

10.76 sq.ft / 1.00 m²

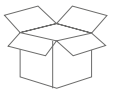
48.51 lb/ 22 Kg

11.8"x11.8"x3/8" - 30x30x0.9 cm

11 pcs

10.76 sq.ft / 1.00 m²

42.00 lb/ 19 Kg



WARNING:
This product may contain particles of iron, it must be sealed.



Silver Grey Quartzite Natural


12"x12"

4.41 lb/pc

A **QUGR01**

30.5x30.5 cm

2.00 kg/pc



Black Slate 2"x2" Mosaic 11.8"x11.8"

11.8"x11.8"x3/8"

3.82 lb/pc

A **ECO08**

30x30x0.9cm

1.73 kg/pc



Rust Slate 2"x2" Mosaic 11.8"x11.8"

11.8"x11.8"x3/8"

3.82 lb/pc

A **ECO09**

30x30x0.9 cm

1.73 kg/pc





QUGR01



batorientus



The Metal Art Series

Bati Orient USA is bringing to you a new original way to use metal in mosaic decoration.

With color or relief, metal is not always a “cold” material.

Let your creative minds express themselves.

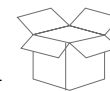
Metal

14"x11.8"x5/16" - 35x29.5x0.8 cm

11 pcs

12.16 sq.ft / 1.13 m

24.31 lb / 11 Kg



Multicolor Round Aluminum Mosaic

14"x11.8" | 35x29.5 cm
2,21 lb/pc | 1 kg/pc


MEMI66 *new*



Wood Look Round Aluminum Mosaic

14"x11.8" | 35x29.5 cm
2,21 lb/pc | 1 kg/pc

MEMI67 *new*



MEMI66



MEMI67

Metal

11.4"x12.2"x5/16" - 29x31x0.8 cm
11.4"x12.2"x5/16" - 29x31x0.8 cm

11 pcs


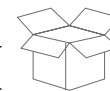
10.66 sq.ft / 1.00 m²

21.33 lb / 9.68 Kg

11 pcs

10.76 sq.ft / 1.00 m²


22.04 lb / 10 Kg



Hexagon Aluminum Mix Green
Grey Beige

11.4"x12.2"x5/16" | 29x31x0.8 cm
1.94 lb/pc | 0.88 kg/pc

MEMI64



Hexagon Aluminum Mix Grey

11.4"x12.2"x5/16" | 29x31x0.8 cm
1.94 lb/pc | 0.88 kg/pc

MEGR01



Hexagon Mix Metallic Green Rust

11.4"x12.2" | 29x31 cm
2.01 lb/pc | 0.91 kg/pc

MEMI58


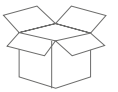




MEGR01

Metal

11.8x"11.8"x5/16" - 30x30x0.8 cm | 11 pcs | 10.76 sq.ft / 1.00 m² | 8.04 lb / 3,65 Kg



2"x2" Blue Aluminum Mix"

11.8x"11.8"x5/16" | 30x30x0.8 cm
0.66 lb/pc | 0.30 kg/pc

C MEMI59



MEMI59

Metal

11.5"x11.5"x5/16" - 29.2x29.2x0.8 cm | 11 pcs | 10.66 sq.ft / 1.00 m² | 23.03 lb/ 10.45 Kg



Black 3D Metal Mix Finish 2"x2"

11.5"x11.5"x5/16" | 29.2x29.2x0.8 cm
2.09 lb/pc | 0.95 kg/pc

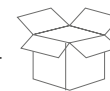
 **MENO09**



Metal

11.1"x11.6"x5/16" - 28.2x29.5x0.8 cm
11.8"x12"x5/16" - 30x30x0.8 cm

11 pcs	9.90 sq.ft / 0.92 m ²	21.38 lb / 9.70 Kg
11 pcs	10.87 sq.ft / 1.01 m ²	25.02 lb / 22.35 Kg



Aluminum & Marble Leaves Silver Grey
Brown

11.1"x11.6"	28.2x29.5 cm
1.87 lb/pc	0.85 kg/pc

F MEMI60



Aluminum Hexagon Silver Brown

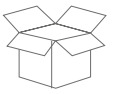
11.8"x12"	30x30.5 cm
2.20 lb/pc	1.00 kg/pc

C MEMI61






MEMI61



Medium hexagon gold aluminum

11.8"x11.8" | 30x30 cm
1.29 lb/pc | 0.59 kg/pc


MEOR10



Medium hexagon silver aluminum

11.8"x11.8" | 30x30 cm
1.29 lb/pc | 0.59 kg/pc

MEAR22


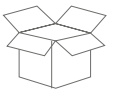




MEOR10

Metal


11.9"x11.9"x1/8" - 30.5x30.5x0.4 cm | 22 pcs | 22.07 sq.ft / 2.05 m² | 28.46 lb / 12.91 Kg



Mini square gold aluminum

11.9"x11.9" | 30.5x30.5 cm
1.29 lb/pc | 0.59 kg/pc

 **MEOR11**



Mini square silver aluminum

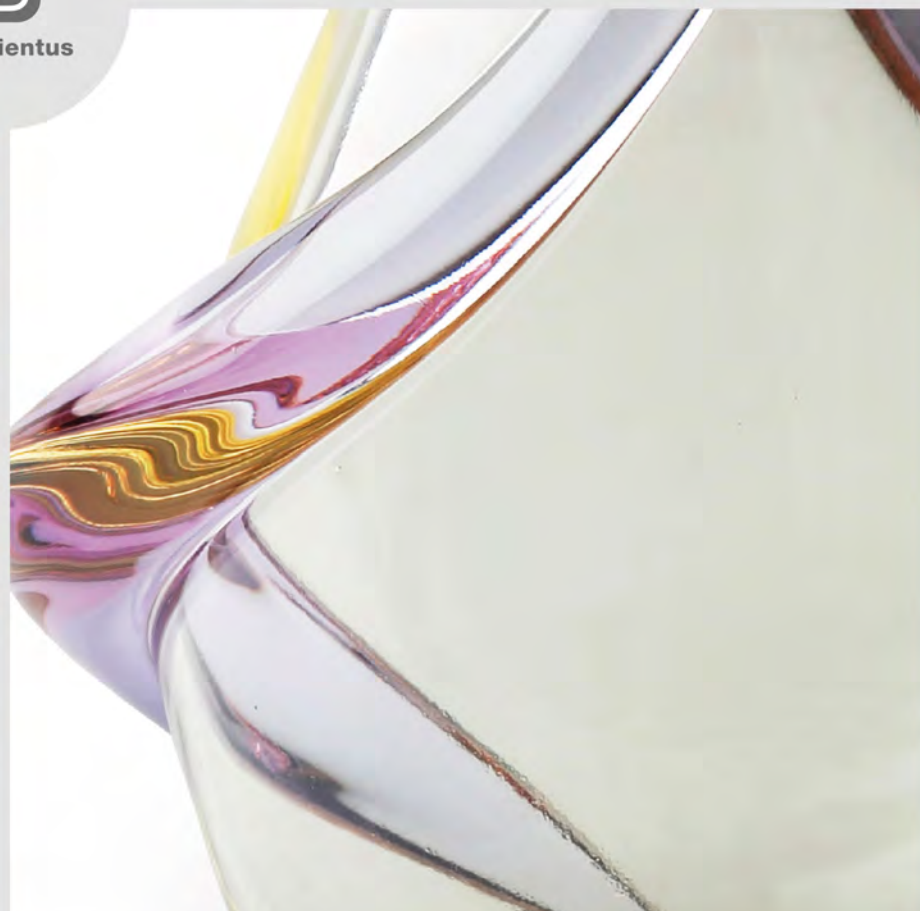
11.9"x11.9" | 30.5x30.5 cm
1.29 lb/pc | 0.59 kg/pc

 **MEAR23**





MEAR23




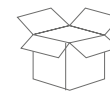
The Modern Glass Series

Glass can take all kinds of shapes. With innovative colors, it creates new environments for our homes, living areas and well being.

Colorful, shiny or matte, sometimes translucent, glass mosaics can fit in almost anywhere and bring visual effects that no other material can offer.

Let your imagination find new roads...

Frosted Glass 11.8"11.8"x5/16" - 30x30x0.8 cm | 11 pcs | 10.76 sq.ft / 1 m² | 40.89 lb / 18.50 Kg




Grey Mix Frosted Glass Brick 2'x6" Mosaic

11.8"11.8"x0.32	30x30x0.8 cm
3.67 lb/pc	1.66 kg/pc

D **VEGR56**

new



Beige Mix Frosted Glass Brick 2'x6" Mosaic

11.8"11.8"x0.32	30x30x0.8 cm
3.67 lb/pc	1.66 kg/pc

D **VEBE10**

new



VEBE10



VEGR56


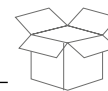
Frosted Glass

11.8"11.8"x5/16"-30x30x0.8 cm

11 pcs

10.76 sq.ft / 1 m²

40.90 lb / 18.50 Kg



Beige Blue Mix Frosted Glass Brick 2'x6" Mosaic


11.8"11.8"x0.32

30x30x0.8 cm

3.67 lb/pc

1.66 kg/pc

D VEM1170



VEM1170

Glass

11.8"11.8"x5/16" - 30x30x0.8 cm

11 pcs

10.66 sq.ft / 0.99 m²

38.79 lb / 17.60 Kg



Glass 2"x2" Grey Mix Mosaic 12"x12"

11.8"11.8"x5/16" | 30x30x0.8 cm
3.53 lb/pc | 1.60 kg/pc

D MAMI181



2"x2" Marble & Glass White Mix

11.8"11.8"x5/16" | 30x30x0.8 cm
3.53 lb/pc | 1.60 kg/pc

F MAMI180



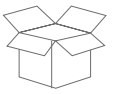
Glass

11.9"x10.8"x3/8" - 30.2x27.5x0.9 cm

11 pcs

6.78 sq.ft / 0.63 m²

26.67 lb / 12,10 Kg



Glass "Tears" White

11.9"x10.8"x3/8"
2.42 lb/pc

30.2x27.5x0.9 cm
1.10 kg/pc

D **VEBL64**





The Linear Glass Series


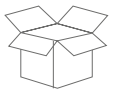
Often transparent, amorphous, solid, Glass is everywhere in our daily lives.

It can also take all kinds of shapes and create visual effects for our homes, living areas and well being.

Discover our new glass creative glass mosaics for all types of use.

Glass

11.8"x11.8"x3/16" - 30x30x0.5 cm | 11 pcs | 10.76 sq.ft / 1.00 m² | 26.25 lb/ 11.88 Kg



Linear Light Grey Glass Brick
Pattern Mosaic 2"x4"

11.8"x11.8" | 30x30 cm
2.39 lb/pc | 1.08 kg/pc

D VEGR52



VEGR52



3"x3" White Glass Mosaic 12"x12"

11.8"x11.8"x5/16" | 30x30x0.8 cm
3.62 lb/pc | 1.64 kg/pc

D **VEBL63**



All these mosaic can be used as a border. Simply cut the sheet to the desire width.



Glass Pool Striped Aquamarine Mosaic 3"x3"

11.8"x11.8" | 30x30 cm
3.60 lb/pc | 1.64 kg/pc

D **VEVE44**



VEVE44



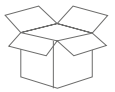
VEBL63



VEBL49

Glass

11.8"x11.8"x5/16" - 30x30x0.8 cm | 11 pcs | 10.76 sq.ft / 1.00 m² | 40.31 lb/ 18.29 Kg



Glass Pool Striped Light Blue
Mosaic 3"x3"

11.8"x11.8" | 30x30 cm
3.60 lb/pc | 1.64 kg/pc

VEBL49



All these mosaic
can be used as a
border. Simply cut
the sheet to the
desire width.



Glass Pool Striped Cobalt Blue
Mosaic 3"x3"

11.8"x11.8" | 30x30 cm
3.60 lb/pc | 1.64 kg/pc

VEBL50



Glass

11.8"x11.8"x5/16" - 29.8x29.8x0.8 cm

11 pcs

10.76 sq.ft / 1.00 m²


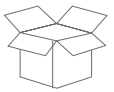
36.85 lb/ 16.72 Kg

12"x12"x5/16" - 30.5x30.5x0.8 cm

11 pcs

10.76 sq.ft / 1.00 m²

39.67 lb/ 18.00 Kg




Onyx Pattern Grey 2"x4" Glass Mosaic

11.8"x11.8"
3.35 lb/pc

29.8x29.8 cm
1.52 kg/pc

VEGR50



Onyx Pattern Blue 2"x4" Glass Mosaic

11.8"x11.8"
3.35 lb/pc

29.8x29.8 cm
1.52 kg/pc

VEBL48



All these mosaic can be used as a border. Simply cut the sheet to the desire width.



Onyx Pattern Grey Green 2"x4" Glass Mosaic

11.8"x11.8"
3.35 lb/pc

29.8x29.8 cm
1.52 kg/pc

VEVE43



Glass Linear Black Gry Mix Brick Glossy

12"x12"
3.61 lb/pc


30.5x30.5 cm
1.64 kg/pc

VENO35

Glass

11.8"x11.8"x5/16" (2"x2") - 30x30x0.8 cm (5x5 cm)
 11.8"x11.8"x5/16" (1"x1") - 30x30x0.8 cm (2.5x2.5 cm)
 11.6"x11.6"x5/16" (7/8"x7/8") - 29.5x29.5x0.8 cm (2.3x2.3 cm)

11 pcs	10.76 sq.ft / 1.00 m ²	38.79 lb/ 17.60 Kg
11 pcs	10.76 sq.ft / 1.00 m ²	36.37 lb/ 16.50 Kg
11 pcs	10.76 sq.ft / 1.00 m ²	36.38 lb/ 16.50 Kg



Glass Patchwork Glossy Matte
White/Grey Mix

11.8"x11.8" | 30x30 cm
3.53 lb/pc | 1.60 kg/pc

VEMI156



Glass Classic Decor Grey Black
Glossy

11.8"x11.8" | 30x30 cm
3.31 lb/pc | 1.50 kg/pc

VEGR48




**All these mosaic
can be used as a
border. Simply cut
the sheet to the
desire width.**



Glass Classic Decor Blue Glossy

11.8"x11.8" | 30x30 cm
3.31 lb/pc | 1.50 kg/pc

VEBL46



Glossy Red

11.6"x11.6" | 29.5x29.5 cm
3.31 lb/pc | 1.50 kg/pc

VERO33




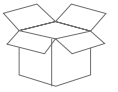
Glass

12"x12"x5/16" (1/2"x1/2")
30.5x30.5x0.8 cm (1.2x1.2 cm)

11 pcs

10.76 sq.ft / 1.00 m²


24.24 lb / 11 Kg



Mix Matte & Glossy White

12"x12" | 30.5x30.5 cm
2.20 lb/pc | 1.00 kg/pc

VEBL12



Mix Matte & Glossy Black

12"x12" | 30.5x30.5 cm
2.20 lb/pc | 1.00 kg/pc

VENO04



VEBL12

Glass

11.8"x11.8"x5/16" (2"x2") - 30x30x0.8 cm (5x5 cm)

11.8"x11.8"x5/16" - 30x30x0.8 cm

11 pcs

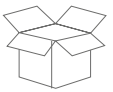
10.76 sq.ft / 1.00 m²

39.62 lb/ 17.93 Kg

11 pcs

10.76 sq.ft / 1.00 m²

36.95 lb/ 16.62 Kg



Glass Stripe Effect Polished 2"x2" Grey Mix

11.8"x11.8"x5/16" | 30x30x0.8 cm
3.60 lb/pc | 1.63 kg/pc

ECO21



Baguette Glass Polished Grey Brown Mix

11.8"x11.8"x5/16" | 30x30x0.8 cm
3.36 lb/pc | 1.52 kg/pc


ECO23



Baguette Glass Polished Grey Mix

11.8"x11.8"x5/16" | 30x30x0.8 cm
3.36 lb/pc | 1.52 kg/pc

ECO25



Glass

11.8"x11.8"x5/16" - 30x30x0.8 cm

11 pcs

10.76 sq.ft / 1.00 m

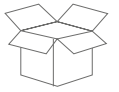
36.37 lb/ 16.50 Kg

11.8"x11.8"x5/16" - 30x30x0.8 cm

11 pcs


10.76 sq.ft / 1.00 m

37.19 lb / 16.83 Kg



All these
mosaic can
be used as a
border.

Simply cut the
sheet to the
desire width.



Glass Brick Glossy Silver

11.8"x11.8"x5/16"	30x30x0.8
3.31 lb/pc	1.50 kg/pc

D VEM1155

Glass Brick Glossy Silver

11.8"x11.8"x5/16"	30x30x0.8
3.38 lb/pc	1.53 kg/pc

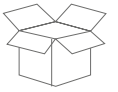
D ECO27



VEM1155

Glass

11.8"x12.6"x5/16" - 30x32x0.8 cm	11 pcs	11.41 sq.ft / 1.06 m ²	38.79 lb/ 17.6 Kg
11.8"x11.7"x5/16" - 30x29.7x0.8 cm	11 pcs	10.76 sq.ft / 1.00 m ²	39.67 lb/ 18.00 Kg



Faux Relief Glass Light Grey
Natural Rectangles

11.8"x12.6"	30x32 cm
3.52 lb/pc	1.60 kg/pc

D **VEGR41**



Glass Baguette Blue Mix Matte

11.8"x11.7"	30x29.7 cm
3.61 lb/pc	1.64 kg/pc

D **VEBL45**

Recycled Glass

10.3"x11.7"x8/32" - 26.2x29.8x0.6 cm

11.7"x11.7"x8/32" - 29.7x29.7x0.6 cm

11"x11.1"x8/32" - 27.9x28.2x0.6 cm

11 pcs | 10.76 sq.ft / 1.00 m²

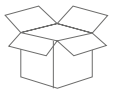
13 pcs | 12.36 sq.ft / 1.15 m²

13 pcs | 10.76 sq.ft / 1.00 m²

26.43 lb/ 11.99 Kg

34.26 lb/ 15.50 Kg

30.72 lb/ 13.90 Kg



Fabric Print Brick Grey Blue Matte

10.3"x11.7" | 26.2x29.8 cm
2.40 lb/pc | 1.09 kg/pc

D VEMI151



Fabric Print Brick Grey Matte

10.3"x11.7" | 26.2x29.8 cm
2.40 lb/pc | 1.09 kg/pc

D VEMI152



Stacked Square Wood Look Beige Brown Blue Matte

11.7"x11.7" | 29.7x29.7 cm
2.40 lb/pc | 1.09 kg/pc

D VEMI77



Stacked Square Wood Look Beige Brown Matte

11.7"x11.7" | 29.7x29.7 cm
2.40 lb/pc | 1.09 kg/pc

D VEMI78



Herringbone Wood Look Beige Brown Blue Matte

11"x11.1" | 27.9x28.2 cm
2.20 lb/pc | 1.00 kg/pc


D VEMI145



Herringbone Wood Look Beige Brown Matte

11"x11.1" | 27.9x28.2 cm
2.20 lb/pc | 1.00 kg/pc

D VEMI143



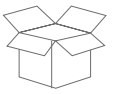
Recycled Glass

11.8"x11.8"x1/4" - 30x30x0.6 cm
11.8"x11.8"x1/4" - 30x30x0.6 cm

11 pcs
11 pcs

10.76 sq.ft / 1.00 m²
10.76 sq.ft / 1.00 m²

31.5 lb/ 14.3 Kg
28.00 lb/ 12.7 Kg



Wood Look Squares Beige Mix

11.8"x11.8" | 30x30 cm
2.87 lb/pc | 1.30 kg/pc

D VEMI134



Wood Look Squares Black Grey Mix

11.8"x11.8" | 30x30 cm
2.87 lb/pc | 1.30 kg/pc

D VEMI136



Wood Look Squares Grey Mix

11.8"x11.8" | 30x30 cm
2.87 lb/pc | 1.30 kg/pc

D VEMI137



All these mosaic can be used as a border. Simply cut the sheet to the desire width.

Wood Look Grey Matte Glossy

11.8"x11.8" | 30x30 cm
2.45 lb/pc | 1.11 kg/pc

D VEMI131

Wood

13"x14.4"x3/8" - 32x36x1 cm

10 pcs

11.19 sq.ft / 1.04 m²

15.43 lb/ 7 Kg



Natural Wood

13"x14.4"	32x36 cm
1.54 lb/pc	0.70 kg/pc

BOMA01



Washed Wood


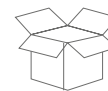
13"x14.4"	32x36 cm
1.54 lb/pc	0.70 kg/pc

BOMI01



**Wall decoration only. To be placed in the room 72 hours before installation.
Can be painted, stained or varnished before sealing.
Not suitable for surfaces subject to water projections or wet areas.
Thickness 5/16".**





Catalpa Wood / Gold Aluminum

11.8"x11.8"	30x30 cm
1.21 lb/pc	0.55 kg/pc

MEMI51



Catalpa Wood / Gold Aluminum

11.8"x11.8"	30x30 cm
1.21 lb/pc	0.55 kg/pc

MEMI52



Wall decoration only. To be placed in the room 72 hours before installation.
Can be painted, stained or varnished before sealing.
Not suitable for surfaces subject to water projections or wet areas.
Thickness 5/16".



Floor
page 268



Floors - Walls



Wall &
Cladding
page 275





batiorientus

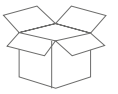


The Hexagon Series

Created by our ancestors, this unique shape has existed for hundreds of years. Both original and traditional, hexagons blend in so many spaces.

Floor

12"x10.4"x3/8" - 30.5x26.5x1 cm | 11 pcs | 10.64 sq.ft / 0.99 m² | 47.19 lb/ 21.40 Kg



Hexagon Grey Mix Honed
Marble 4"x5" Mosaic

12"x10.4" | 30.5x26.5 cm
4.18 lb/pc | 1.9 kg/pc

F MAGR122 *new*



Hexagon Beige Brown Mix Honed
Marble 4"x5" Mosaic

12"x10.4" | 30.5x26.5 cm
4.18 lb/pc | 1.9 kg/pc

F MAMI197 *new*



MAGR122




MAMI107

Floor

12"x12"x3/8" - 30.5x30.5x1 cm | 11 pcs | 10.64 sq.ft / 0.99 m² | 47.19 lb/ 21.40 Kg



The Bali quartzite from Indonesia is a unique and strong green stone ideal for pools and ponds but also for any floors, patios or outside use. Its unique color will blend in so many spaces. Do not forget to seal the stone after installation.



Green Bali Stone 4"x4" Mosaic

12"x12" | 30.5x30.5 cm
4.19 lb/pc | 1.90 kg/pc

F **MAVE04**

new

MAVE04



MAVE04

The Opus Floor Series

Floor

19.8"x11.2"x3/8" - 50.1x28.4x1 cm

10 pcs

15.00 sq.ft / 1.40 m²

52.9 lb/ 24.00 Kg



Opus White Marble Meshed
Mounted Mosaic

19.8"x11.2"x3/8" | 50.1x28.4x1 cm
5.29 lb/pc | 2.40 kg/pc

F MABL105



Opus Light Grey Marble Meshed
Mounted Mosaic

19.8"x11.2"x3/8" | 50.1x28.4x1 cm
5.29 lb/pc | 2.40 kg/pc

F MAGR113





MABL105

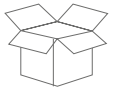
Wall Cladding

4"x14"x3/8" - 10x35x1 cm
sold by the box as one set

12 pcs

4.52 sq.ft / 0.42 m²

24.25 lb/ 11 Kg



Beige Grey Quartzite Wall Cladding

4"x14"

10x35 cm

2.00 lb/pc

0.92 kg/pc

A QUBE23



Slate Black

4"x14"

10x35 cm

2.00 lb/pc

0.92 kg/pc

A ARNO20



Slate Rust

4"x14"

10x35 cm

2.00 lb/pc

0.92 kg/pc

A ARRO19



Wall Cladding

12"x12"x3/8" - 30.5x30.5x0.9 cm

6"x12"x1/2" - 15x30x1.2 cm

0.8"x12"x3/4" - 2x30x1.8 cm

11 pcs

10.76 sq.ft / 1.00 m

48.49 lb/ 22 Kg

11 pcs

5.38 sq.ft / 0.50 m

26.51 lb/ 12 Kg

Sold by the piece



Wall Slate Baguette Squares

12"x12" | 30x30 cm
4.41 lb/pc | 2.00 kg/pc

A ARNO22



Detail / Détail



Wall Slate

6"x12" | 15x30 cm
2.42 lb/pc | 1.09 kg/pc

A ARNO14



Effect on sliced slate wall when dry or wet, or sealed.



Black Marble Honed Rope

0.8"x12"x3/4" | 2x30x1.8 cm
0.6 lb/pc | 0.26 kg/pc

F MANO62



Detail / Détail



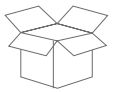
Please note that MANO62 are sold by the single pencil piece.

Please note that each piece varies in height giving a depth effect.



Wall Cladding

6"x12"x3/8" - 15x30.5x1 cm | 11 pcs | 5.38 sq.ft / 0.5 m² | 28.65 lb/ 13.00 Kg



White Mix Marble Interlocking

6"x12"x3/8" | 15x30.5x1 cm
2.42 lb/pc | 1.10 kg/pc

F MABL104



Brown Beige Mix Marble Interlocking

6"x12"x3/8" | 15x30.5x1 cm
2.42 lb/pc | 1.10 kg/pc

F MACA05



TABLE OF CONTENTS




The Cement Series






Square
page 286



Cement Tiles



Hexagon
page 291



Trim
page 293





HISTORY

The production process of this product started in England in the beginning of the 19th century, but the greatest development of this tile in volume occurred in Belgium.

The first cement tiles appeared in France in the middle of the 19th century (Ardeche region) near one of the first concrete factories of the country. These tiles, initially produced in plain white and grey, grew in popularity in the "Art-Deco" period.

The production grew more specifically in the Provence region. When used on floors, the craftsmanship production of these concrete tiles gives a mosaic decorative effect. The technical and aesthetical features of these tiles are particularly appreciated by architects and designers.

Thanks to their hand made manufacturing with quality concrete, color pigments, pure silicate sand and white marble powder, these through body colored tiles can resist wear and tear through time.

The visible side of the tile is flat, the edges are straight and its feel is soft and gentle. Over floor and walls, these tiles are easy to install and maintain. Their shapes and colors are not altered by heat as those tiles are not going through a kiln or any type of firing process. Unlike standard ceramic tiles (fired products), the patina created through time enriches and gives character to these timeless decorative pieces.

Vietnam is today a leading producer of these tiles.

OUR COLLECTION

Our collection of unicolor, decorated, hexagon or square tiles is the perfect link between present and tradition. These contemporary tones and patterns together with their matte and soft looks will enhance and personalize your interior, whether it is contemporary or traditional. We would like to share with you the love of the unique and unequalled feel of these crafted cement tiles. Their natural qualities, longevity and strength, will fulfill your expectations.

As each item is hand made, the variation of shades, the cracks or small chips reveal all the beauty of this exceptional material. The high quality manufacturing of these tiles carefully follow a process that has been created in the middle of the 19th century. These versatile tiles are still installed on floors of public areas, private housing or commercial areas.

Made from pressing material and not heat or fire, the only

change in today's manufacturing process is that the presses used today are hydraulic and not manual anymore. We are providing a product with legitimate quality from manufacturing to delivery, quality control and compliance with strict norms and industry regulations.

Our cement tiles can be installed in any room of the house, on interior walls or floors and in some commercial applications. The pre-treatment process made during the production reduces the porosity of the product and eases its installation. Patina will build up on your cement tile over time (stains, various products applied...). This is a characteristic of this product. In order to limit these inevitable effects, the treatment method explained on this catalogue must be followed (also included in each box).



TECHNIQUE

Cement or « concrete » tiles are hand crafted wall and floor tiles created by applying pressure on a concrete slip mix and without any firing process. They are made of a succession of layers of fine mortars of Portland cement, i.e. mixes of sand, cement (on the underside of the tile) and, for decoration purposes (on the visible face of the tile), metal oxides.

After a chemical reaction due to hydration, the cement becomes very strong and hard. The mold used consists of a rectified steel frame and plate that shapes the tile. Using a sort of spoon or funnel, we pour a fine mortar a few millimeters thick on the bottom steel plate that has been greased first.

Consisting of white cement and white marble powder colored with metal oxides, this paste is liquid to avoid bubbles and other defects. For the decorative pieces, we place a metal divider in the mold, which separates the area in as many different compartments as there are patterns and colors to pour. This divider is handmade by welding pewter pieces together.

Once all the colors have been poured, the divider is gently

removed. We then sprinkle this first layer with a mixture of dry cement and thin filtered sand to solidify the material, and it will become the wearing layer of the tile.

Then comes the structural layer, made by sprinkling rougher and lightly watered grey cement and sand mortar mix. The pad (upper plate) is positioned on top of the mold and the whole unit is placed under a hydraulic press.

Compression in excess of 100 bars evacuates water from the decorative layer and migrates to the structural layer. The unmolding is very delicate because at this stage, the cement is not dry yet. It is fragile and malleable.

The complete process requires no less than about twenty different manual and technical operations. The tiles are then placed on their side to rest in racks for a few hours before undergoing soaking. It is at that time that the cement is getting hydrated. The trays are then drained from their water, and the tiles are laid to dry for a minimum of 1 month before being packed in ventilated boxes.

NF EN 13748-1 from august 2004 – appendix ZA. 1 Marble mosaic tiles:

Fire resistance: class A1

Flexural strength: 5 MPa (plain) 5,5 MPa (decors)

Breaking strength: 0,6 kn (plain) 0,7 kn (decors)

Antislip properties: USRV: 21 (plain) 28 (decors)

Water absorption W_{m,a}: 0,15 % W_{24 h}: 12 g/cm²

Test results as per the norm TCVN 6065 and 6355:

Surface: 1% - thickness: 3%

Wearing layer of the tile (abrasion thickness): 3mm

Flatness: zero convexity observed on 20 x 20 cm – 16 mm tiles

C.O.F. Test results as per ASTM:

C1028-07:

Dry: 0.77

Wet: 0.70

D.C.O.F. Test results as per ASTM:

Average: 0.66 to 0.68

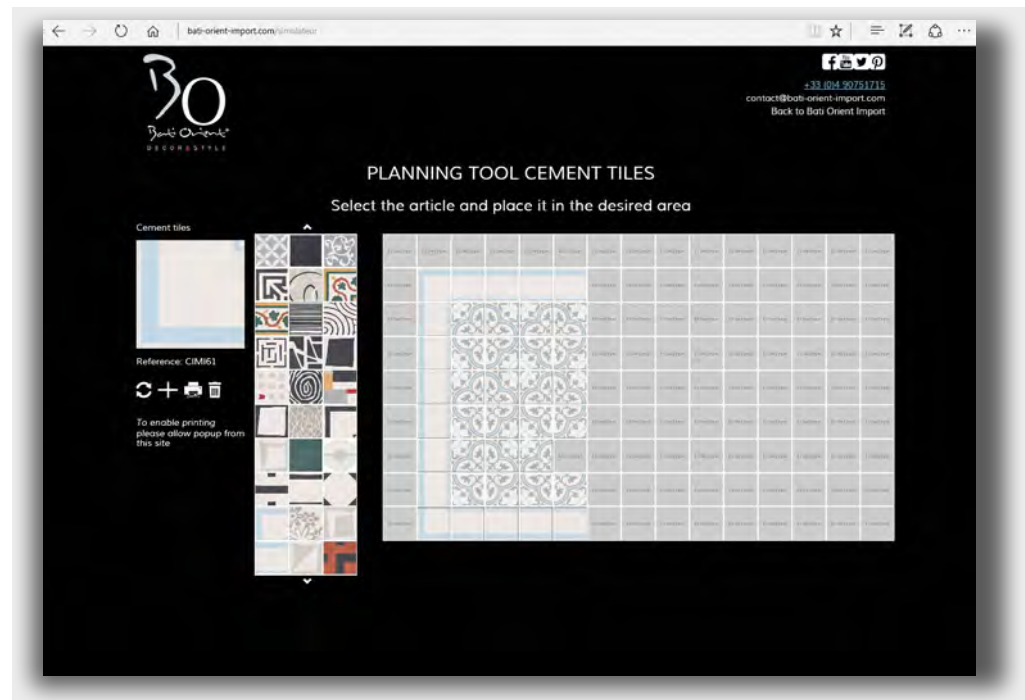
Planning Tool



For easy designs creation, use the Cement Tiles Planning Tool on our website:

www.bati-orient-import.com

Check online for our installation video.





Square

8"x8"x 5/8" " G

20x20x1.6 cm

12 pcs	5.16 sq.ft	36.38 lbs/box
12 pcs	0.48 m ²	16.5 Kg/Bo.



CIMI08



CIMI18



CIMI51



CIMI43



CIMI03



CIMI09



CIMI20




CIMI13




CIMI14




CIMI01




CIMI05



CIMI06



CIMI83



CIMI21




CIMI02




CIMI106




CIMI68



CIMI82



CIMI04




CIMI64

Square

8"x8"x 5/8" " G

20x20x1.6 cm

12 pcs	5.16 sq.ft	36.38 lbs/box
12 pcs	0.48 m ²	16.5 Kg/Bo.




CIMI59



CIMI60



CIMI34




CIMI33




CIMI61




CIMI62




CIMI28



CIMI47




CIMI67




CIMI74



CIMI73




CIMI79



CIMI31



CIMI32



CIMI37



Square

8"x8"x 5/8"
20x20x1.6 cm



12 pcs	5.16 sq.ft	36.38 lbs/box
12 pcs	0.48 m ²	16.5 Kg/Bo.



Trim

4"x8"x 5/8"
10x20x1.6 cm



8 pcs	5.25 lin.ft	11.46 lbs/box
8 pcs	1.60 ml	5.2 Kg/Bo.



CINO01



CITA01



CIBE01



CIGR01



CIJA01



CIRO01



CINO03



CITA02



CIBE02




CIGR05



CIJA02



CIRO02



CIBL02



CIGR02



CIBL01



CIBL06



CIVE01



CIBL05



CIGR06



CIBL04



CIBL07



CIVE02




Hexagon

8"x9"x 5/8"



20x23x1.6 cm

12 pcs	4.47 sq.ft	33.07 lbs/box
12 pcs	0.41 m ²	15 Kg/Bo.



CINO02



CIBL03



CIGR04



CIGR03



CIMI22



CIMI23



CIMI45



CIMI46



CIMI48

НАСТРОЕНИЕ
JAZZ LOUNGE JOY
ENJOY ODESSA СОЛНЦЕ
ДРУЗЬЯ И МОРЕ Σ GOOD FOOD



Trim

4"x8"x 5/8"
10x20x1.6 cm

8 pcs	5.25 lin.ft	11.46 lbs/box
8 pcs	1.60 ml	5.2 Kg/Bo.



CIBL04

CITA02

CIVE02

CIBL05

CIGR06

CINO03

CIGR05

CIRO02

CIBE02

CIBL07



Installation tips & treatment method for cement tiles.

These instructions are provided as a helpful guide to installing your tile or mosaics. Bati Orient USA will not be held responsible for improper installation or specific jobsite conditions. Please consult with a professional contractor and/or installer who is familiar with the installation of such product.

The installation of our cement tiles must be made by a professional installer and according to the present industry rules. Our cement tiles are hand made, unique and perfectly calibrated. The thickness tolerance of our tiles can vary from 1/64" to 3/64" (0.5 to 1 mm). Even though these tiles are produced with extreme care, they may have micro cracks, shade and color variations or mottling. These are natural occurrences that do happen on cement tiles and they do not have any impact on the durability of the product. To limit the risk of breakage when taking the cement tiles out of their boxes, please pull them out 2 at a time.

The use of epoxy is NOT recommended for the installation of Cement Tiles. Please use white or very light grey grout joint material. These tiles should be installed with a very narrow joint space. Please refer to our online video for more installation recommendations.

INSPECTION & PRECAUTION:

Inspect your order carefully. Bati Orient USA will not be responsible for material that has been cut or installed. Be careful not to damage the finished surface or corners of the tiles throughout the installation and handling of the tile. Store the material in a dry area and do not get the boxes of material wet.

CLEANING BEFORE INSTALLATION:

Keep the tiles dry. Moisture or dampness can cause the tiles to get stained, have faded color, or efflorescence causing a white powdery effect on the surface of the tile from moisture coming through from the bottom of the tile. Cement tiles are subject to color and tonal variations and may require mixing of tiles.

Cement tiles are a cement-based hand naturally crafted product and may have residue on the surface. These residues will be removed during the initial cleaning of the tiles, before grouting. It is also recommended to wipe the back of the tiles with a damp sponge

prior to placing in the thin set to remove concrete dust residue and enable proper adhesion.

INSTALLATION:

A cement thin set mortar mix evenly spread over the floor bed will be the perfect base to level the products by applying good hand pressure on each tile. Humidity darkens the product colors but the product will regain its original colors when completely dry.

The choice of glue must be made according to the type of substrate and space area constraints. The « double buttering » (glue on the back of the tile prior to installation) eases the leveling of the tile by applying hand pressure to the tiles. Do not hit or tap the tiles with a mallet. This installation method reduces the drying lead time of the tiles and allows faster application of the treatment product. Install over flat, level and stable cured concrete surface or suitable stable sub-floor (such as Hardibacker or Duroc) or wall surface. Wall installation on drywall is acceptable when installed with appropriate non- sag setting materials. It is recommended to shuffle tile from different boxes during installation to achieve a uniform effect.

Use a high quality thin-set adhesive, such as a Laticrete or Mapei or similar product. Contact adhesive manufacturer to recommend the appropriate adhesive. Follow adhesive manufacturer's instructions. Cement Tiles are not intended for installation methods employing large quantities of water. Do not install during excessively hot weather or full direct sun.

Make sure that adhesive is applied to the full back of each tile (100% coverage) using a large notch trowel (At least 1/2" notched trowel). Remove excess adhesive from the surface with a damp cloth or sponge while it is fresh. Tiles should be cut using a sharp diamond blade in conjunction with water to avoid chipping of edges.

PRE-SEALING (refer also to advice sheet PMT07 – Treatment "C"):

We highly recommend pre-sealing your tiles prior to applying grout joint material.



Check out our installation video

Even though our tiles are pre-sealed, once installed and after a first cleaning (before joint grouting), the tiles must undergo a first full sealing treatment. This treatment will ease the cleaning of the joints and will prepare the tiles for the final sealing process.

Apply sealer in thin layers, until the tiles will not soak up any more. Wipe excess sealer off before it dries, and allow the sealer to cure according to the manufacturer's instructions. Do not use any acids or alkalines to clean tiles. Use a PH neutral cleaner.

GROUT JOINT APPLICATION:

Please allow at least 48 hours after tiles are laid before grouting of joints.

Only use a fine hydrophobic joint grout white or light grey to grout the joints. We strongly advise to use a grout joint kit. Dark grouts on cement tiles can be very difficult to remove after installation.

Use Laticrete, Mapei or equivalent unsanded grout, using manufacturer's instructions. Recommended grout joint is tight, 3/64" to 5/64". Joints should be full and free of all voids and pits. Grout should be applied in small areas and immediately cleaned. Do not spread the entire floor with grout like a porcelain or ceramic tile. Once grout has been applied and starts to dry, remove excess grout immediately. Grout that sits too long can be difficult to remove from the tile. Do not affix duct tape, gaffer tape or acid tape directly onto cement tiles surface. Tape can discolor or stain your cement tiles.

AFTER INSTALLATION CLEANING:

After installation, the installed floor must be cleaned with a neutral detergent (1/4 detergent, 3/4 water). Do not use an acid based cleaner after installation. Any extra residue or mortar should be removed immediately. Do not allow water or other liquids to spot, pond or ring on the surface of smooth tiles (Do not leave drips or wet buckets, cups, footmarks, etc. on the surface at any time). For hard to remove residue, buffing with a single disc floor machine with a white pad may be used. Let dry for 24 hours.

To eliminate the residual efflorescence from the grout, sanding the

tile surface is possible, but it must be made only once the installation is completely dry, which can take weeks when glue mortar is used, to months in case of a traditional installation.

SEALING:

To get the best protection against stains, a final sealing process must be applied to the floor or wall installation.

The surface must be clean of all residues and dry, then seal the clean floor or wall with the penetrating sealer. Apply the sealer with a sponge or a large paint brush or roller until saturation. Take the excess off with a clean cloth. We recommend to repeat this application at least twice.

Once applied to saturation, let dry and do not set foot on the installation for at least 45 minutes. Protect from water for at least 24 hours.

Once dry, cover the tile with a protective covering until all construction or renovation is finished.

OPTIONAL SANDING:

For large areas, it is recommended to use an electric mono brush with a type 3M Black Scotch Brite disc, coupled, if required, in the case of more dirty tiles, with a 60 or 80 3M Scotch Mesh grill. For small areas, it is recommended to use an orbital eccentric sander with sanding disc (80 then 120 grain for finish).

Disclaimer:

Cement Tiles are not a "fired" product. So this product is not recommended for wet areas such as shower floors.

Cement Tiles can be installed outside but be aware that natural light (UV) and outside elements will have, in time, an impact on the color and the aspect of the tiles.

These instructions are provided as a helpful installation guide only. Bati Orient USA will not be held responsible for improper installation or specific jobsite conditions. Please consult a professional contractor and/or installer. You and your installer are responsible for ensuring proper installation & sealing of mosaics or tiles. These installation instructions are given as guidelines only. Bati Orient USA will not be held responsible for errors, issues or problems due to installation.



Cleaning, Protection and Maintenance of Cement Tiles

Refer to the treatment code specified G in the product specifications of each item.

To limit the risk of breakage when taking the cement tiles out of their boxes, please pull them out 2 at a time.

The use of epoxy is NOT recommended for the installation of Cement Tiles.

Please use white or very light grey grout joint material. These tiles should be installed with a narrow joint space.

Please refer to our online video for more installation recommendations.

Step 1

INITIAL CLEANING AND PRE-SEALING OF NEW AREAS.



Even though our tiles are pre-sealed, once installed and after a first cleaning (before joint grouting), the tiles must first undergo a full sealing treatment. This treatment will ease the cleaning of the joints and will prepare the tiles for the final sealing process.

Apply sealer in thin layers, until the tiles will not soak up any more. Wipe excess sealer off before it dries, and allow the sealer to cure according to the manufacturer's instructions. Do not use any acids or alkalines to clean tiles. Use a PH neutral cleaner.

Step 2

CLEANING AFTER INSTALLATION & JOINT GROUTING.



Clean floor with neutral detergent. Apply non-acidic cleaning product diluted with water (1/4 cleaning product, 3/4 water mix). Apply with a white (superfine) rubbing pad.



Rinse with clear water until the elimination of dirty residue.

Any residue or mortar should be removed immediately. Do not allow water or other liquids to spot on the surface of smooth tiles.



Let dry. Protect from water for 24 h.

Step 3

PROTECTION AGAINST STAINS.



The surface must be clean & dry.

Seal the clean floor with the penetrating sealer.



Pour the sealing product into a bucket or suitable container.



Apply with a sponge or large paint brush until saturation.

Take the excess off with a clean cloth..



Let dry, do not set foot for 45 minutes.



Protect from water for 24 h.

Step 4

EVERYDAY MAINTENANCE.

For daily maintenance, please use a neutral detergent such as water and soap and buff tiles with a white pad. Extremely heavy foot traffic may require additional maintenance. A natural patina will occur as the floor is maintained and wears. Water spotting should be eliminated through ongoing maintenance. The use of proper mats at entrances and mopping is important to remove abrasive grit that may cause wear in those areas.

For more detailed information, please refer to the chemical product manufacturer website and technical specifications.

Note for Tile Layers:

Please check the product. We do not accept any claim after installation. For a harmonious result, open several boxes and take out the pieces at random for installation. We cannot guarantee the same color shade when supplying subsequent orders.



Glazed
Lava
page 300



Washbasins
page 303



Pedestals
page 307



Sinks

A scenic landscape featuring a black sand beach, a large rock formation, and a green cliffside under a blue sky with clouds. The foreground is dominated by a dark, pebbly beach with tire tracks. A large, dark, layered rock formation stands prominently on the left. In the background, a vibrant blue ocean meets a bright blue sky with scattered white clouds. A green, grassy cliffside is visible on the left, overlooking the beach.

The Lava Series

Glazed Lava

Our washbasins in glazed lava are produced by craftsmen out of blocks of raw lava extracted from the Mounts of Java.

This grey lava of excellent quality shows a homogeneous look, and is strengthened by several layers of enamel baked twice at 1000°C/1832°F for a total of 8 hours, giving the pieces unequalled physical resistance.

The properties of glazed lava are unrivaled, it is irreplaceable:

- **Resists high temperatures up to 300°C / 527°F.**
- **Sanitary and bacteria free**
- **Does not scratch. Resistant to acids or bleach.**
- **Absolutely frost proof.**
- **Colors do not fade under sunlight**
- **Easy maintenance, washable with a quick wipe and soap..**

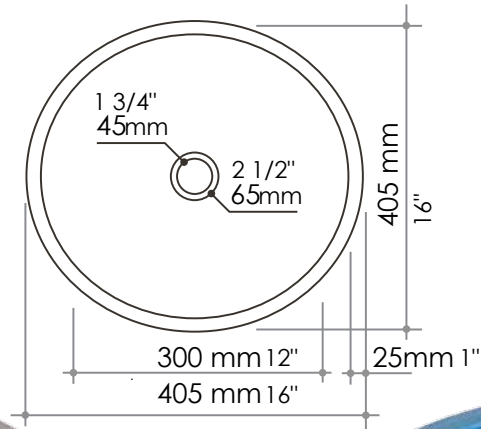


Glazed Lava

1 pcs

Ø 4"x20" - Ø 40.5x10 cm

41.7 lb - 18.9 Kg



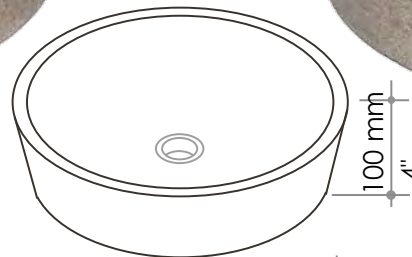
Taupe

LATA02



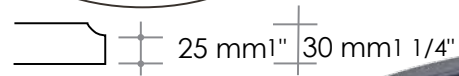
Blue

LABL02



Beige

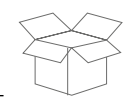
LAF A02



Ebony

LANO02

1 pcs | Ø 5"x20" - Ø 40.4x12 cm | 27.1 lb - 12.3 Kg



Taupe
LATA01



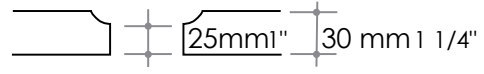
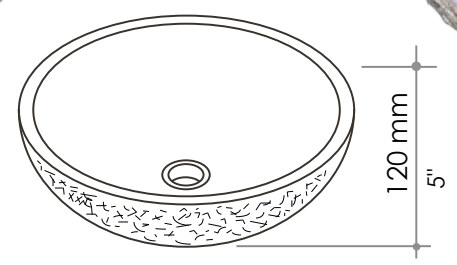
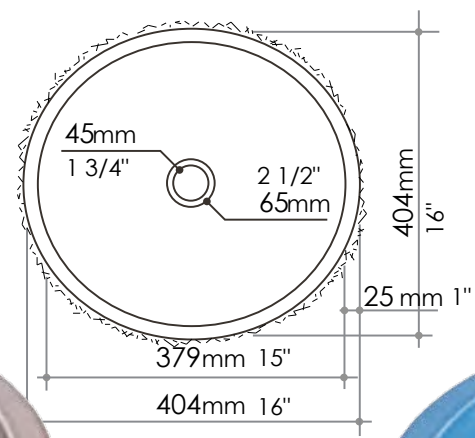
Blue
LABL01



Beige
LAF A01



Ebony
LANO01

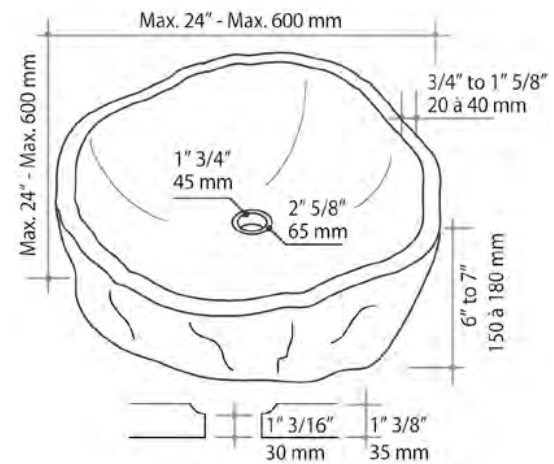



Rock Washbasin

1 pcs | Ø 6"x24" - Ø 16.5x60 cm | +/- 44.10 lb +/- 20 Kg/pc



Very different shapes and dimensions available. Specific measurement requests are not feasible. The photos are not legally binding.



Maximum size 23 1/4"



Rock Various Shapes

B MAGR46



WARNING:

These basins are unique and cannot resemble each other.

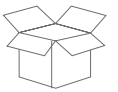
They have been made from a single block sliced in two, each half then being carved into and polished on the inside.

Petrified Wood Washbasin

1 pcs

Ø 28"x6"- Ø 70x17 cm

+/- 88 lb +/- 40 Kg/pc



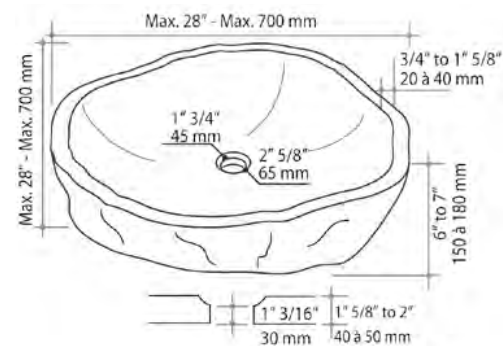
Petrified Wood

Maximum size 23 1/4" - 60 cm

E BOBO02



REMINDER: Our basins are individually handcrafted and must be treated according to the treatment methods described on the treatment pages. Very different shapes and dimensions available. Specific measurement requests are not feasible. The photos are not legally binding.



Marble Ethnic Bowl

1 pcs

Ø 16 1/4" x 6" - Ø 40.6 x 15 cm

+/- 37.49 lb +/- 17 Kg/pc



White

E MABL54



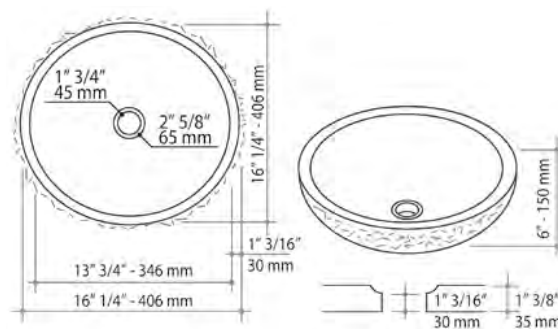
Grey

E MAGR45



Black

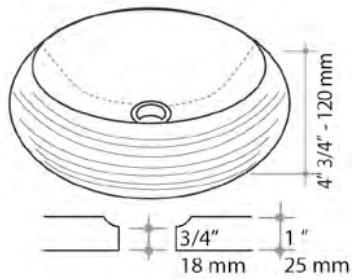
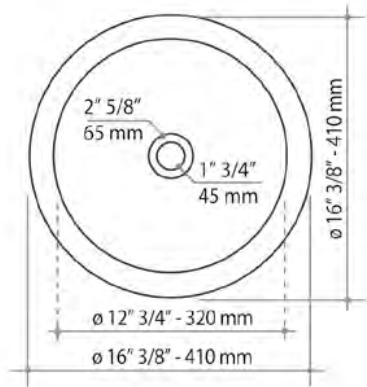
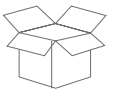
E MANO39



Our basins must be treated according to the treatment methods described on the treatment pages.

Marble Bowl Striped

1 pcs | $\text{Ø } 16 \frac{3}{8} \times 4 \frac{3}{4} \text{ - } \text{Ø } 41 \times 12 \text{ cm}$ | +/- 48.51 lb +/- 22 Kg/pc



White

E MABL73



Black

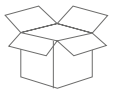
E MANO55



Our basins must be treated according to the treatment methods described on the treatment pages.

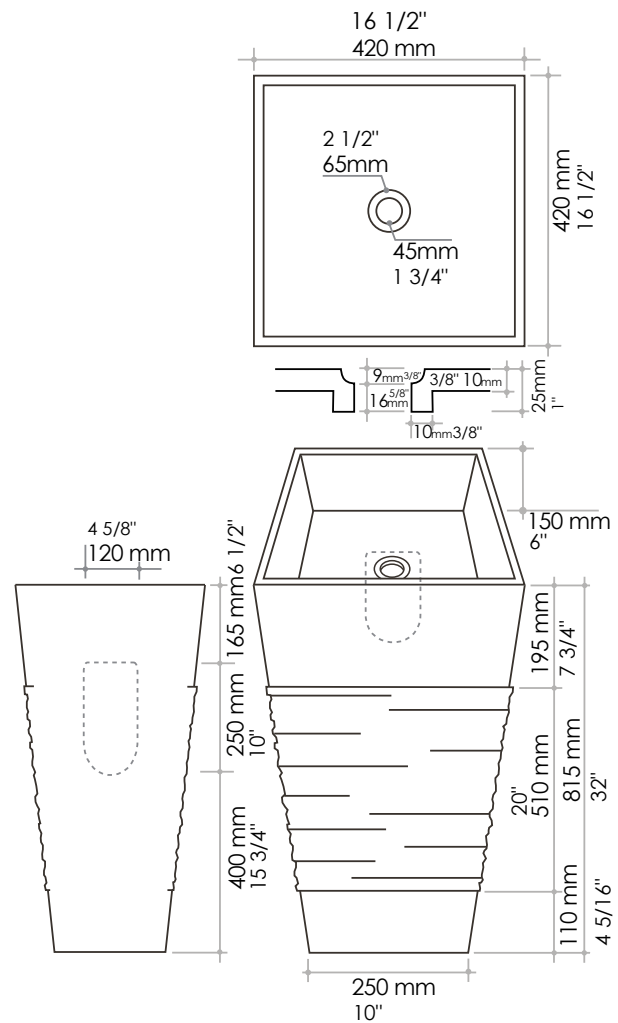
Reconstituted Pedestal

1 pcs | 16.5"x16.5"x32" - 42x42x81.5 cm | +/- 83.77 lb +/- 38 Kg/pc



White Black Stripes

C PIMI03

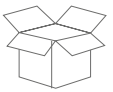


Trapezoidal Striped Pedestal

1 pcs

16"x16"x36" - 40x40x90 cm

+/- 242.55 lb +/- 110 Kg/pc




White

E MABL48



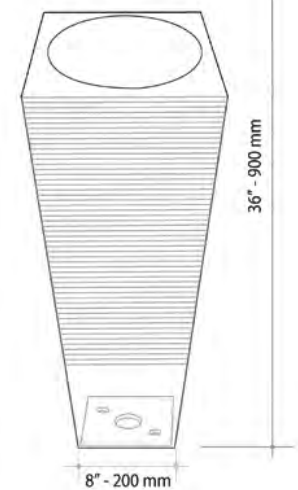
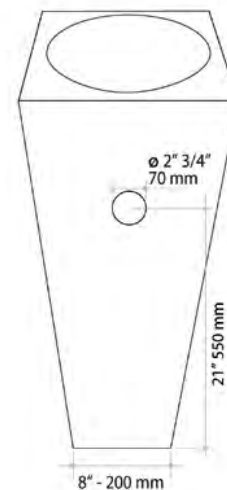
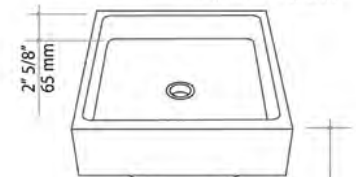
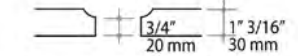
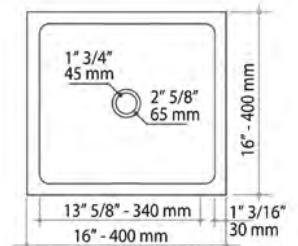
Grey

E MAGR40



Black

E MANO36



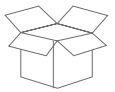
Our basins must be treated according to the treatment methods described on the treatment pages.

Bowl Shaped Hammered Pedestal

1 pcs

Ø 16"x36" - Ø 40x90 cm

+/- 242.55 lb +/- 110 Kg/pc



BOWL SHAPED. HAMMERED PEDESTAL



White

E MABL29



Grey

E MAGR29



Black

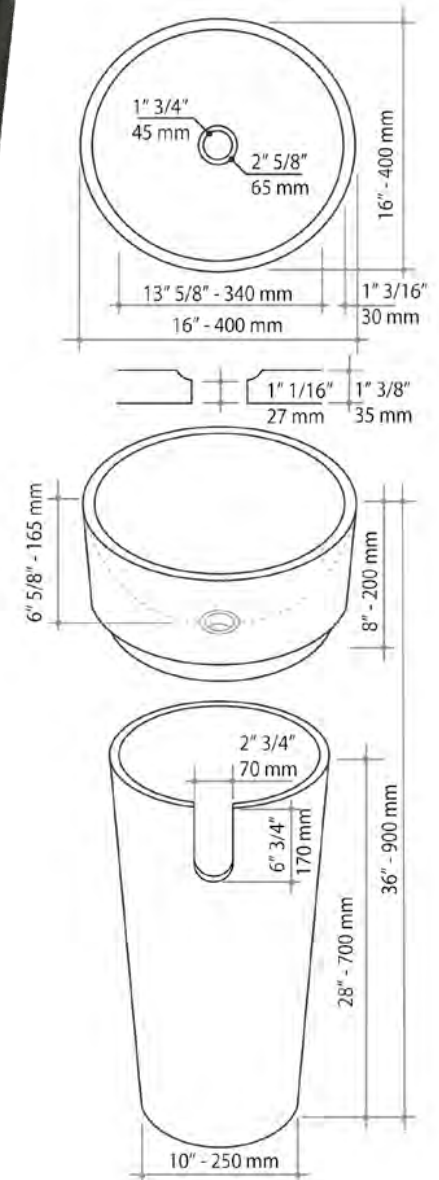
E MANO29



The pedestals for these basins are made of various stone pieces.

Therefore different shades of stone and a sealing mark can be visible.

We advise to use flexible plumbing material when installing the drain hole.

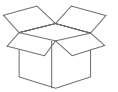


Bowl Shaped Striped Pedestal

1 pcs

Ø 16"x36" - Ø 40x90 cm

+/- 242.55 lb +/- 110 Kg/pc



BOWL SHAPED. STRIPED PEDESTAL



White

E MABL30



Grey

E MAGR30



Black

E MANO30




The pedestals for these basins are made of various stone pieces.

Therefore different shades of stone and a sealing mark can be visible.

We advise to use flexible plumbing material when installing the drain hole.

TABLE OF CONTENTS





Treatment & maintenance

Treatment

Our natural stone tiles, marbles and mosaics must be treated properly to keep for many years their brightness and decorative look.

Sealers: After installation, natural stone must be protected against stains and dirt by a sealing product. There are different types of sealers:

- Penetrating sealers, which do not change the stone color.
- Color enhancer sealers, which give brightness to the color of the stone.

The sealers must only be applied to the stone once a thorough cleaning of the stone surface has been made to make sure that no stain or dirt will be picked up by the sealer to stay on the stone. Please refer to the sealer manufacturer's instructions for additional information. To ensure that the sealer is right for your stone and your taste, always make a small test on a small clean dry surface of the stone.

Sealer for glass and metal: Special sealers can be used for glass and metal. Always use a soft cloth or soft sponge for application on glass or metal. If the joint grouting has been made with epoxy glue or "carbamate", it is not necessary to apply a sealer. For glass tiles, and for fast cleaning, please use only water to clean the tiles.













Cleaner: When the stone installation is done and the sealer has been applied, and in order to keep your natural stone as new as on the first day, you can use specific cleaners for stone, marble, glass or metal.

- pH8 Cleaner: They are light alkalines, ready to use, with a soap base. They can be used frequently to keep the brightness of the stone surface. Do not use them for areas receiving direct sun light or hot areas.
- pH9 / 10 Cleaners: For dirty or stained areas. These cleaners should not be used more than once a month. They can be used for most products such as stone, marble, slate, quartzite. After application, you must rinse the surface of the stone with clean soft water to remove all residues.

Cleaners for glass and metal: Do not use abrasive or regular kitchen detergent or utensil. Use only a soft cloth with clean water and soap.

A

WE STRONGLY ADVISE TO CARRY A TEST ON A SMALL CLEAN AND DRY AREA OF THE STONE, AS WE CANNOT PREDICT THE REACTION OF A TREATMENT ON NATURAL STONE. NO CLAIM WILL BE ACCEPTED IF A TEST HAS NOT BEEN MADE.

	Step 1	Step 2	Step 3
	<p>INITIAL CLEANING OF NEW SURFACES</p> <p> Dilute at a ratio of 1 per 10.</p> <p> Spread the solution on the floor.</p> <p> Rinse thoroughly with clean water.</p> <p> Let dry.</p>	<p>PROTECTION AGAINST STAINS</p> <p> Surface: Clean / Dry. propre ✓ sec ✓ 10-25 C° ✓</p> <p> Pour the product into a bucket or suitable container.</p> <p> Apply with applicator brush or roller.</p> <p> Wipe up product, puddles and drips.</p> <p> Let dry, do not set foot for 45 minutes.</p> <p> Protect from water for 24h.</p>	<p>REGULAR MAINTENANCE</p> <p> Spray the surface, let stand and wipe with a damp cloth.</p> <p> Gloss occasionally to maintain the appearance.</p>
Pebbles			
Quartzite			
Slate			













For more detailed information, please refer to the chemical product manufacturer website and technical specifications.

Treatment

B

WE STRONGLY ADVISE TO CARRY A TEST ON A SMALL CLEAN AND DRY AREA OF THE STONE, AS WE CANNOT PREDICT THE REACTION OF A TREATMENT ON NATURAL STONE. NO CLAIM WILL BE ACCEPTED IF A TEST HAS NOT BEEN MADE.





Polished
Pebbles

Step 1	Step 2	Step 3
INITIAL CLEANING OF NEW SURFACES	PROTECTION AGAINST STAINS	REGULAR MAINTENANCE
 Dilute at a ratio of 1 per 10.	 Surface: Clean / Dry. propre ✓ sec ✓ 10-25 C° ✓	 Spray the surface, let stand and wipe with a damp cloth.
 Spread the solution on the floor.	 Pour the product into a bucket or suitable container.	 Gloss occasionally to maintain the appearance.
 Rinse thoroughly with clean water.	 Apply with applicator brush or roller.	
 Let dry.	 Wipe up product, puddles and drips.	
	 Let dry, do not set foot for 45 minutes.	
	 Protect from water for 24h.	

For more detailed information, please refer to the chemical product manufacturer website and technical specifications.

C

WE STRONGLY ADVISE TO CARRY A TEST ON A SMALL CLEAN AND DRY AREA OF THE STONE, AS WE CANNOT PREDICT THE REACTION OF A TREATMENT ON NATURAL STONE. NO CLAIM WILL BE ACCEPTED IF A TEST HAS NOT BEEN MADE.

	Step 1	Step 2
Steel	INITIAL CLEANING OF NEW SURFACES  Pour the cleaning product on a wet surface and scrub.	REGULAR MAINTENANCE  Spray the surface, let stand and wipe with a damp cloth.
Aluminium	 Rinse with clear water until the elimination of dirty residue.	 Gloss occasionally to maintain the appearance.
Mosaic without Stone		

PROCESSING METHOD FOR ALUMINIUM DECORATION









1. Lay the tiles with a glue suitable for raw metal (i.e.: single component, hybrid polyurethane polymer-terminated silane) preferably after installing adjacent decoration, leaving the remaining space for the metal plates.
2. Clean the surface and remove sealant leftovers.
3. Apply a varnish to delay oxidation of the aluminium.

For more detailed information, please refer to the chemical product manufacturer website and technical specifications.

Treatment

D











WE STRONGLY ADVISE TO CARRY A TEST ON A SMALL CLEAN AND DRY AREA OF THE STONE, AS WE CANNOT PREDICT THE REACTION OF A TREATMENT ON NATURAL STONE. NO CLAIM WILL BE ACCEPTED IF A TEST HAS NOT BEEN MADE.

	Step 1	Step 2
	INITIAL CLEANING OF NEW SURFACES	PROTECTION AGAINST STAINS
	 Dilute at a ratio of 1 per 7.	 Use 1 dose (20ml.) per bucket of water.
Ceramic	 Spread the solution on the floor and brush after 5 minutes.	 Wash the surface with the solution without rinsing.
Porcelain	 Eliminate dirt residues thoroughly.	 Let dry, do not set foot for 15 minutes.
Glass Mosaic	 Rinse thoroughly with clean water.	
Recycled Glass Mosaic	 Let dry.	

For more detailed information, please refer to the chemical product manufacturer website and technical specifications.


E

WE STRONGLY ADVISE TO CARRY A TEST ON A SMALL CLEAN AND DRY AREA OF THE STONE, AS WE CANNOT PREDICT THE REACTION OF A TREATMENT ON NATURAL STONE. NO CLAIM WILL BE ACCEPTED IF A TEST HAS NOT BEEN MADE.











	Step 1	Step 2	Step 3
Andesite	 <p>INITIAL CLEANING OF NEW SURFACES</p> <p>Pour the cleaning product on a wet surface and scrub.</p>	<p>PROTECTION AGAINST STAINS</p> <p>Surface: Clean / Dry.</p> <p>propre ✓ sec ✓ 10-25 C° ✓</p>  <p>Pour the product into a bucket or suitable container.</p>  <p>Apply with applicator brush or roller.</p>  <p>Wipe up product, puddles and drips.</p>  <p>Let dry, do not set foot for 45 minutes.</p>  <p>Protect from water for 24h.</p>	<p>REGULAR MAINTENANCE</p>  <p>Spray the surface, let stand and wipe with a damp cloth.</p>  <p>Gloss occasionally to maintain the appearance.</p>
	 <p>Rinse with clear water until the elimination of dirty residue.</p>		
	 <p>Let dry and protect from water for 24 h.</p>		
Marble			
Marble Sinks			

For more detailed information, please refer to the chemical product manufacturer website and technical specifications.

Treatment



WE STRONGLY ADVISE TO CARRY A TEST ON A SMALL CLEAN AND DRY AREA OF THE STONE, AS WE CANNOT PREDICT THE REACTION OF A TREATMENT ON NATURAL STONE. NO CLAIM WILL BE ACCEPTED IF A TEST HAS NOT BEEN MADE.

	Step 1	Step 2	Step 3
<p>Travertine</p> <p>Marble</p>	<p>INITIAL CLEANING OF NEW SURFACES</p> <p> Pour the cleaning product on a wet surface and scrub.</p> <p> Rinse with clear water until the elimination of dirty residue.</p> <p> Let dry and protect from water for 24 h.</p>	<p>PROTECTION AGAINST STAINS</p> <p> propre ✓ sec ✓ 10-25 C° ✓</p> <p> Surface: Clean / Dry. Pour the product into a bucket or suitable container.</p> <p> Apply with applicator brush or roller.</p> <p> Let dry, do not set foot for 45 minutes.</p> <p> Protect from water for 24h.</p>	<p>REGULAR MAINTENANCE</p> <p> Spray the surface, let stand and wipe with a damp cloth.</p> <p> Gloss occasionally to maintain the appearance.</p>

For more detailed information, please refer to the chemical product manufacturer website and technical specifications.

G

Cleaning, Protection and Maintenance of Cement Tiles










Refer to the treatment code specified G in the product specifications of each item.

To limit the risk of breakage when taking the cement tiles out of their boxes, please pull them out 2 at a time.

The use of epoxy is NOT recommended for the installation of Cement Tiles.

Please use white or very light grey grout joint material. These tiles should be installed with a narrow joint space.

Please refer to our online video for more installation recommendations.

Step 1	Step 2	Step 3	Step 4
<p style="text-align: center;">INITIAL CLEANING AND PRE-SEALING OF NEW AREAS.</p> <div style="display: flex; justify-content: space-around;">   </div> <p>Even though our tiles are pre-sealed, once installed and after a first cleaning (before joint grouting), the tiles must first undergo a full sealing treatment. This treatment will ease the cleaning of the joints and will prepare the tiles for the final sealing process.</p> <p>Apply sealer in thin layers, until the tiles will not soak up any more. Wipe excess sealer off before it dries, and allow the sealer to cure according to the manufacturer's instructions. Do not use any acids or alkalines to clean tiles. Use a PH neutral cleaner.</p>	<p style="text-align: center;">CLEANING AFTER INSTALLATION & JOINT GROUTING.</p> <div style="display: flex; justify-content: space-around;">  <div data-bbox="893 606 1066 824"> <p>Clean floor with neutral detergent. Apply non-acidic cleaning product diluted with water (1/4 cleaning product, 3/4 water mix). Apply with a white (superfine) rubbing pad.</p> </div> </div> <div style="display: flex; justify-content: space-around;">  <div data-bbox="893 988 1066 1097"> <p>Rinse with clear water until the elimination of dirty residue.</p> </div> </div> <p>Any residue or mortar should be removed immediately. Do not allow water or other liquids to spot on the surface of smooth tiles.</p> <div style="display: flex; justify-content: space-around;">  <div data-bbox="893 1415 1066 1461"> <p>Let dry. Protect from water for 24 h.</p> </div> </div>	<p style="text-align: center;">PROTECTION AGAINST STAINS.</p> <div style="display: flex; justify-content: space-around;"> <div data-bbox="1102 606 1248 751"> <p>propre ✓ sec ✓ 10-25 C° ✓</p> </div> <div data-bbox="1261 624 1434 733"> <p>The surface must be clean & dry. Seal the clean floor with the penetrating sealer.</p> </div> </div> <div style="display: flex; justify-content: space-around;">  <div data-bbox="1261 833 1434 906"> <p>Pour the sealing product into a bucket or suitable container.</p> </div> </div> <div style="display: flex; justify-content: space-around;">  <div data-bbox="1261 988 1434 1061"> <p>Apply with a sponge or large paint brush until saturation.</p> </div> </div> <p>Take the excess off with a clean cloth..</p> <div style="display: flex; justify-content: space-around;">  <div data-bbox="1261 1224 1434 1261"> <p>Let dry, do not set foot for 45 minutes.</p> </div> </div> <div style="display: flex; justify-content: space-around;">  <div data-bbox="1261 1415 1434 1452"> <p>Protect from water for 24 h.</p> </div> </div>	<p style="text-align: center;">EVERYDAY MAINTENANCE.</p> <p>For daily maintenance, please use a neutral detergent such as water and soap and buff tiles with a white pad. Extremely heavy foot traffic may require additional maintenance. A natural patina will occur as the floor is maintained and wears. Water spotting should be eliminated through ongoing maintenance. The use of proper mats at entrances and mopping is important to remove abrasive grit that may cause wear in those areas.</p>

For more detailed information, please refer to the chemical product manufacturer website and technical specifications.

Note for Tile Layers:

Please check the product. We do not accept any claim after installation. For a harmonious result, open several boxes and take out the pieces at random for installation. We cannot guarantee the same color shade when supplying subsequent orders.

H

Cleaning, Protection and Maintenance of Concrete Mosaic










Refer to the treatment code specified G in the product specifications of each item.

To limit the risk of breakage when taking the concrete mosaics out of their boxes, please pull them out 2 at a time.

The use of epoxy is NOT recommended for the installation of concrete mosaic.

Please use white or very light grey grout joint material. These tiles should be installed with a narrow joint space.

Please refer to our online video for more installation recommendations.

Step 1	Step 2	Step 3	Step 4
<p data-bbox="414 505 693 551">INITIAL CLEANING AND PRE-SEALING OF NEW AREAS.</p> <div data-bbox="391 606 715 753">  </div> <p data-bbox="391 784 715 960">Even though our tiles are pre-sealed, once installed and after a first cleaning (before joint grouting), the tiles must first undergo a full sealing treatment. This treatment will ease the cleaning of the joints and will prepare the tiles for the final sealing process.</p> <p data-bbox="391 991 715 1142">Apply sealer in thin layers, until the tiles will not soak up any more. Wipe excess sealer off before it dries, and allow the sealer to cure according to the manufacturer's instructions. Do not use any acids or alkalines to clean tiles. Use a PH neutral cleaner.</p>	<p data-bbox="755 505 1088 551">CLEANING AFTER INSTALLATION & JOINT GROUTING.</p> <div data-bbox="755 606 897 753">  </div> <p data-bbox="919 606 1088 824">Clean floor with neutral detergent. Apply non-acidic cleaning product diluted with water (1/4 cleaning product, 3/4 water mix). Apply with a white (superfine) rubbing pad.</p> <div data-bbox="755 991 897 1139">  </div> <p data-bbox="919 991 1088 1079">Rinse with clear water until the elimination of dirty residue.</p> <p data-bbox="919 1106 1088 1279">Any residue or mortar should be removed immediately. Do not allow water or other liquids to spot on the surface of smooth tiles.</p> <div data-bbox="755 1361 897 1508">  </div> <p data-bbox="919 1415 1088 1461">Let dry. Protect from water for 24 h.</p>	<p data-bbox="1142 515 1439 542">PROTECTION AGAINST STAINS.</p> <div data-bbox="1119 606 1261 753">  </div> <p data-bbox="1283 624 1452 733">The surface must be clean & dry. Seal the clean floor with the penetrating sealer.</p> <div data-bbox="1119 802 1261 950">  </div> <p data-bbox="1283 833 1452 906">Pour the sealing product into a bucket or suitable container.</p> <div data-bbox="1119 984 1261 1132">  </div> <p data-bbox="1283 984 1452 1051">Apply with a sponge or large paint brush until saturation.</p> <p data-bbox="1283 1097 1452 1133">Take the excess off with a clean cloth..</p> <div data-bbox="1119 1166 1261 1314">  </div> <p data-bbox="1283 1224 1452 1261">Let dry, do not set foot for 45 minutes.</p> <div data-bbox="1119 1361 1261 1508">  </div> <p data-bbox="1283 1415 1452 1452">Protect from water for 24 h.</p>	<p data-bbox="1488 515 1743 542">EVERYDAY MAINTENANCE.</p> <p data-bbox="1488 606 1743 1024">For daily maintenance, please use a neutral detergent such as water and soap and buff tiles with a white pad. Extremely heavy foot traffic may require additional maintenance. A natural patina will occur as the floor is maintained and wears. Water spotting should be eliminated through ongoing maintenance. The use of proper mats at entrances and mopping is important to remove abrasive grit that may cause wear in those areas.</p>

For more detailed information, please refer to the chemical product manufacturer website and technical specifications.

Note for Tile Layers:

Please check the product. We do not accept any claim after installation. For a harmonious result, open several boxes and take out the pieces at random for installation. We cannot guarantee the same color shade when supplying subsequent orders.

Recommendation

GROUTING AND SEALING

The use of epoxy grouts and sealers is possible with all our products. They have many advantages for wet areas (bathroom, shower cubicle), terraces, counter tops, private swimming pools or ponds:

- The colors do not fade in time.
- The sealers protect against stains, bacteria, molds and acids, they are waterproof and do not crack.

Nevertheless their application requires follow-

ing the manufacturers' advice meticulously for installation.

Performing a test on a small clean and dry area before full treatment is mandatory.

Fair natural stone can become irreversibly stained.

Epoxy grout / sealant "treats" the surface and revives the colors.

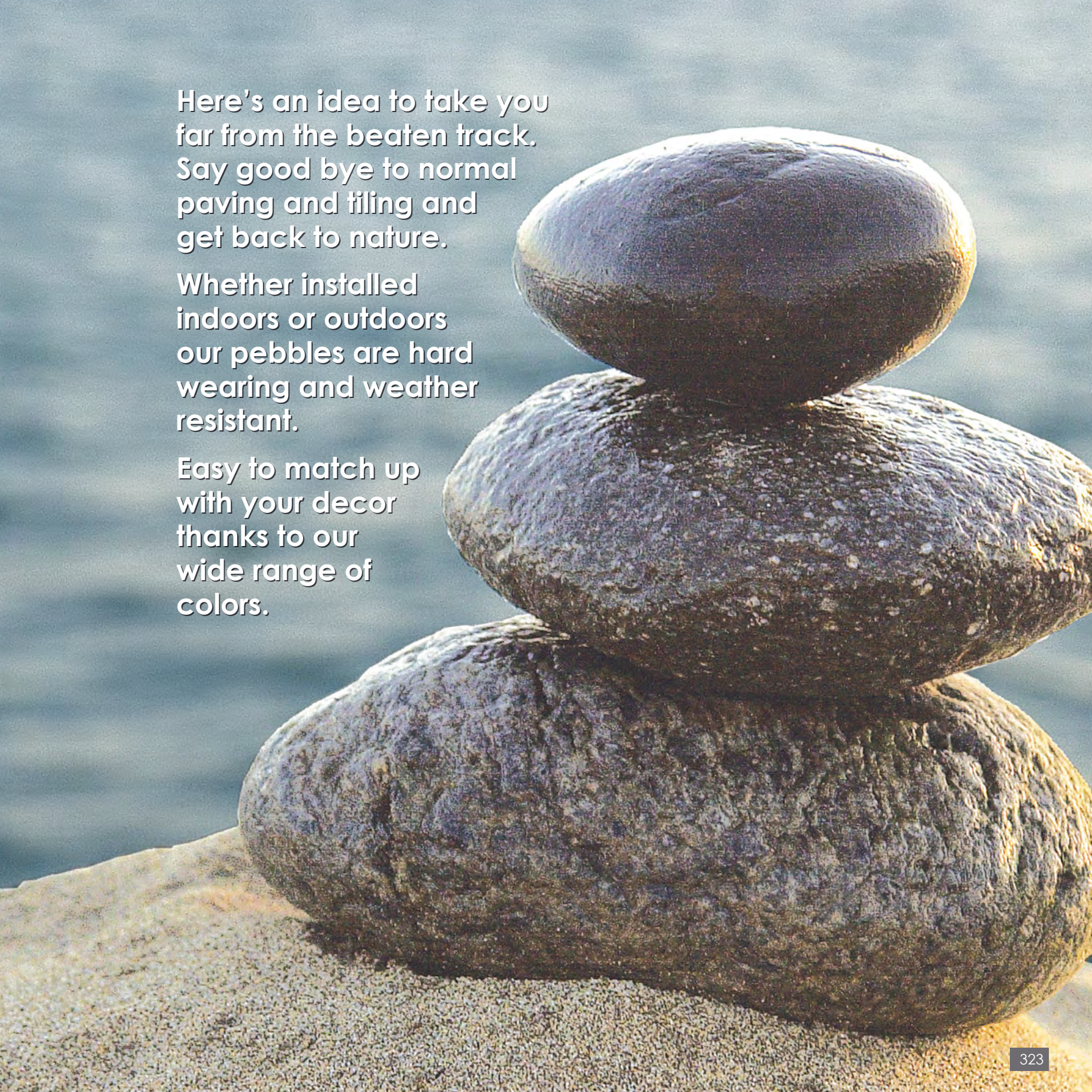
For any grouts and sealers, before grouting natural stone, Pre-treatment is necessary.



Here's an idea to take you far from the beaten track. Say good bye to normal paving and tiling and get back to nature.

Whether installed indoors or outdoors our pebbles are hard wearing and weather resistant.

Easy to match up with your decor thanks to our wide range of colors.



Installation Tips

Our pebbles will help you stand out in terms of interior decoration.

Say good bye to regular paving and tiling and get back to nature. Whether installed indoors or outdoors, these pebbles are suitable for heavy traffic or damp environment. Thanks to the large range available, they are easy to mix and match with your home decoration.

- Contrary to regular ceramic tile installation, starting off at right angles
- or corners to install the first sheets is not required.
- Leave sufficient space when laying the sheets close to the wall (3/4") to allow later eventual installation of skirting or covebases (pebbles are never aligned).
- Using a notched trowel, apply a thick layer of mortar (3/16" to 5/16").






Installation Tips



- Apply pressure on the pebble sheets as to let the thinset penetrate the mesh. This will prevent using too much joint material afterwards.
- The pebble sheets can be offset for best result. Look for the best side of the sheet to ideally mix them together.
- When you arrive against a wall, if the sheets are not perfectly aligned, simply cut out a few pebbles, those will then be used where you'll need to add a few for best result.
- Proceed in successive installation steps. Unlike traditional ceramic tiles, pebble sheets do not require a perfect alignment to the wall.



- Once approximately 11 sq.ft. are installed, make sure to fill any gaps on the surface, as you will not be able to touch it up after grout joint is applied.
- To grout joint the tiles, use a rather fluid mixture to progressively reach a suitable level of joint between the pebbles.
- The joint material should not be too thick for best visual effect and pleasant barefoot feel when walking on the surface. On most jobs, the average joint space is 3/16" wide.
- Opus marble on mesh can be installed according to the same instructions.



BATI **ORIENT**



USA - CANADA

15851 Vickery Drive
HOUSTON, TX 77032 - USA
Toll Free : +1 877 315 1561
Tel: +1 713 462 0250 - Fax: +1 713 462 0253
contact@batiorient.com

www.batiorientusa.com

A world of inspiration



This document is not legally binding and we reserve the right to change or discard any product without notice. Typographical errors, photos and colorimetry included in this catalog are not legally binding.

