



Model 8300AG, Contemporary panel, Beachwood plank Wood Grain Impressions™ finish, Clear IV windows



Wayne Dalton

Founded in 1954 in the heart of Ohio by Emmanuel Mullet, Wayne Dalton was built on a dedication to quality wood doors, ingenuity, and customer service. Today, Wayne Dalton continues to offer industry-leading and award-winning garage door innovation alongside one of the largest residential garage door lineups in the industry. With an extensive array of panel designs, window options and colors to choose from, Wayne Dalton garage doors can complement virtually any architectural design.

A new garage door not only improves your home's curb appeal, it functions as one of your home's most used entry points. Made with care and quality, Wayne Dalton® garage doors offer a variety of performance and safety features.



Warranty

All Wayne Dalton garage doors are made with superior materials and come with a Limited Warranty.



Insulation

An insulated garage door can help in controlling the temperature in your garage space. The effectiveness of insulation is expressed in either as a U-factor* or an R-value**. The lower the U-factor or higher the R-value, the better the insulation in the door. Wayne Dalton offers two types of insulation in our garage doors.

Polyurethane Insulation – Foamed-in-place polyurethane insulation delivers twice the thermal performance of polystyrene insulation, as well as adds strength to the door and helps dampen sound transmission. U-factors range from 0.12 to 0.28 and R-values range from 9 to 16.22

Polystyrene Insulation – A rigid panel of insulation placed inside the door section, with a maximum R-value of 7.4.



Pinch-Resistant Panels

Select Wayne Dalton models feature pinch-resistant panels, designed to push fingers out of harm's way if accidentally placed near a closing door.



Tight Tongue-and-Groove Joint Seals

Select Wayne Dalton models include snug-fitting tongue-and-groove joint seals that help reduce wind and weather from entering the garage.

*U-factor is independently tested and verified per ANSI/DASMA 105 using solid doors and specific product sizes.
**Wayne Dalton uses a calculated door section R-value for our insulated doors.



TorqueMaster® Plus Counterbalance System

Wayne Dalton's exclusive counterbalance system safely and cleanly contains the garage door springs inside a steel tube. The TorqueMaster® Plus is designed to provide a safeguard against damage or injury that could result from the accidental release of spring tension and features an anti-drop safety device.



TruChoice® Custom Color System

With more than 6,000 colors to choose from, there have never been more choices to coordinate your garage door with your home! This state-of-the-art system uses a multi-step process that mixes each custom color and then bakes the color on for a top-quality factory finish.



Bottom Weather Seal

All Wayne Dalton garage doors feature a vinyl bottom weather seal to help keep drafts and debris from entering the garage.



WindSafe® Wind Load Options

Most Wayne Dalton garage doors offer wind load options that comply with one or more of the following agencies: Florida Building Code, Texas Department of Insurance and Miami-Dade County (FL).



Impact Wind Load Options

Select Wayne Dalton garage doors have been approved for impact resistance. Tests show these doors are capable of stopping the direct impact of a 9 lb. 2x4 board at 50 ft. per second.

Classic Steel

Traditional Style

These timeless garage door designs coordinate with any style of home and are available in an assortment of trendy colors and window options. From uninsulated, one-layer construction to our most thermally efficient garage door, the Classic Steel Collection offers a door for every budget and home.



Model 8300/8500, Sonoma panel, Walnut finish, Stockton III windows, Decorative hardware



Model 9100, Colonial panel, Desert Tan finish, Stockton I windows



Model 8300, Carbon Oak panel, Carbon Oak finish



	GOOD		BETTER		BEST	
	MODEL 8000	MODEL 8200	MODEL 9100	MODEL 9605	MODEL 8300	MODEL 8500
Construction	Steel	Steel/Insulation	Steel/Insulation/ ToughGard™ backer	Steel/Insulation/ Steel	Steel/Insulation/ Steel	Steel/Insulation/ Steel
Insulation*	N/A	Polystyrene, R = 7.4	Polyurethane U-factor: 0.26 R-value: 9	Polyurethane U-factor: 0.26 R-value: 10†	Polyurethane U-factor: 0.15 R-value: 12.12	Polyurethane U-factor: 0.12 R-value: 16.22
TorqueMaster® Plus	•	•	•	•	•	•
Joint Type	Tongue-and-Groove	Tongue-and-Groove	Pinch-Resistant	Pinch-Resistant	Tongue-and-Groove	Tongue-and-Groove
WindSafe® Options	•	•	•	•	•	•
Impact Options	•	•	•	•	•	•
Warranty	10-Year Limited	10-Year Limited	Limited Lifetime	Limited Lifetime	Limited Lifetime	Limited Lifetime

*U-factor is independently tested and verified per ANSI/DASMA 105 using solid doors and specific product sizes.

**Wayne Dalton uses a calculated door section R-value for our insulated doors.

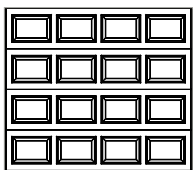
†R-value = 10 at 8' high. R-value may differ slightly for other heights.

8000 & 8200

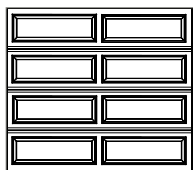


Model 8000, Ranch panel, Black finish, Stockbridge II windows

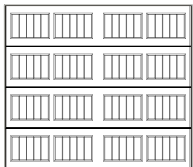
1 Choose Your Style



Colonial



Ranch



Sonoma

2 Choose Your Color

Painted Finishes (Standard)



White



Almond



Taupe



Brown



Black

Wood Grain Finishes



Mission Oak



Walnut

3 Choose Your Windows



Cascade II



Sherwood I



Stockton II



Prairie II



Clear I



Stockbridge II



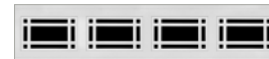
Arched Stockton



Clear II



Stockton I



Prairie I

Not all window styles available on all panel designs.
Window configuration may vary depending on door size.
See Dealer or website for complete window selection.

9100 & 9605




Model 9605, Contemporary panel, Custom painted after installation, Clear III vertical windows

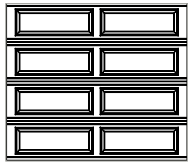


Model 9100, Sonoma Ranch panel, White finish, Stockbridge IV windows, Decorative hardware


1 Choose Your Style



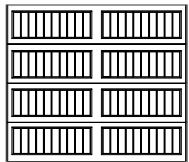
Colonial




Ranch



Sonoma



Sonoma Ranch



Contemporary

2 Choose Your Color

Painted Finishes (Standard)



White



Almond



Desert Tan



Taupe



Gray



Green



Brown

Premium Finish



Available on Model 9605

3 Choose Your Windows



Cascade III



Clear I



Clear III



Sherwood I



Stockbridge



Stockton I



Stockton II



Arched Stockton



Prairie I



Prairie II



Waterton I

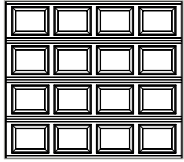
Not all window styles available on all panel designs.
Window configuration may vary depending on door size.
See Dealer or website for complete window selection.

MODELS

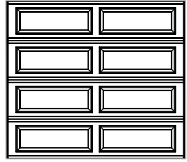
8300 & 8500

8300AG/8500AG


1 Choose Your Style




Colonial



Ranch



Sonoma



Sonoma Ranch
(Model 8300 only)



Contemporary

2 Choose Your Color

Painted Finishes (Standard)



White



Almond



Taupe



Terra Bronze



Brown



Black

Wood Grain Impressions™ Finishes*

Stucco embossment

Available on Models 8300/8300AG Contemporary panel only




Cedar
Plank



Medium Oak
Plank



Beachwood
Plank



Carbon Oak
Plank

Wood Grain Finishes (For Sonoma and Sonoma Ranch only)



Golden Oak



Mission Oak



Walnut

Achieve the stunning and authentic appearance of real wood with a digitally printed, non-repeating grain on a durable steel garage door.

Premium Finish



Model 8300, Contemporary panel, Cedar plank Wood Grain Impressions™ finish, Clear IV windows

3 Choose Your Windows



Cascade I



Cascade III



Cathedral I



Clear I



Clear III



Prairie I



Stockbridge



Stockton I



Stockton III



Arched Stockton



Narrow



Double Narrow

Not all window styles available on all panel designs. Window configuration may vary depending on door size. See Dealer or website for complete window selection.



Model 9100, Sonoma panel, Taupe finish, Stockbridge windows, Decorative hardware



Model 8300, Ranch panel, Black finish, Stockton II windows



Model 8300AG, Contemporary panel, TruChoice® custom finish, Clear I Vertical windows



Model 9100, Colonial panel, White finish, Clear I windows

Designer Steel

Striking Looks

Bold design meets premium construction in Wayne Dalton's Designer Steel Collection. With a full-section embossment and tall sections, these doors feature dramatic design coordinating with virtually any aesthetic.




Model 8310, Ridgefield panel, Black finish, Plain Window Square

MODEL 8310



Model 8310, Ridgefield panel, White finish, Stockbridge (3-Pane) windows, Decorative hardware

1 Panel Style



Ridgefield

3-section styling on 7' high doors. Number and height of sections will vary depending on door height.

MODEL 8310

Construction	Steel/Insulation/Steel
Insulation	Polyurethane, U-factor* \leq 0.15 R-value** = 12.12
TorqueMaster® Plus	•
Joint Type	Tongue-and-Groove
TruChoice®	•
Warranty	Limited Lifetime

2 Choose Your Color

Painted Finishes (Standard)



White



Almond




Sandstone



Brown

Premium Finishes



Desert Tan



Gray

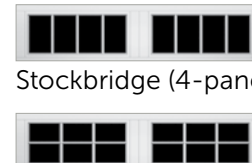


Terra Bronze

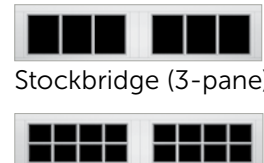


Black

3 Choose Your Windows



Stockbridge (4-pane)



Stockbridge (3-pane)



Stockton (6-pane)



Stockton (8-pane)



Plain Window Square



Plain Window Arched



Wyndbridge (3-pane)



Wyndbridge (4-pane)

Window configuration may vary depending on door size. See Dealer or website for complete window selection.



Actual colors may vary from brochure due to fluctuations in the printing process. Always request a color sample from your Dealer for accurate color matching.

*U-factor is independently tested and verified per ANSI/DASMA 105 using solid doors and specific product sizes.

**Wayne Dalton uses a calculated door section R-value for our insulated doors.

Carriage House Steel

Old World Charm

Inspired by vintage barns, our Carriage House Steel Collection has an old-world look that will make any home the envy of the neighborhood. These doors are fully insulated with foamed-in-place polyurethane insulation and three-layer construction for thermal efficiency.






Model 8670, Charleston panel, White finish, 12 Window Square, Decorative hardware



Model 8600, Bellview panel, Custom painted after installation, Stockton III windows



Model 9405, Newport panel, Custom painted after installation, Stockbridge windows, Decorative hardware

	GOOD	BETTER	BEST
	MODEL 9405	MODEL 8670	MODEL 8600
Construction	Steel/Insulation/Steel	Steel/Insulation/Steel	Wood Overlay/Steel/Insulation/Steel
Insulation	Polyurethane, U-factor*  = 0.27 R-value** = 10	Polyurethane, U-factor*  = 0.16 R-value** = 10	Polyurethane, U-factor*  = 0.15 R-value** = 12.12
TorqueMaster® Plus	•	•	
Joint Type	Pinch-Resistant	Tongue-and-Groove	Tongue-and-Groove
TruChoice®	•	•	
WindSafe® Options	•		•
Impact Options	•		•
Warranty	Limited Lifetime	Limited Lifetime	Limited Lifetime

*U-factor is independently tested and verified per ANSI/DASMA 105 using solid doors and specific product sizes.

**Wayne Dalton uses a calculated door section R-value for our insulated doors.

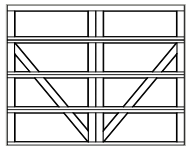


Westfield panel, Custom painted after installation, Stockbridge windows

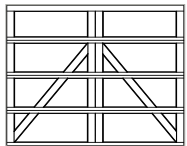


Lexington panel, Custom painted after installation, Stockbridge windows, Decorative hardware

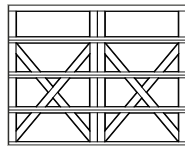
1 Choose Your Style



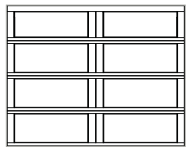
Bellview



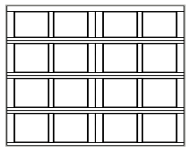
Charleston



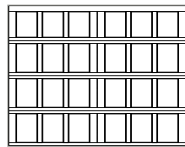
Lexington



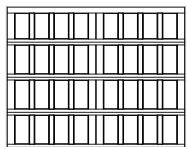
Westfield



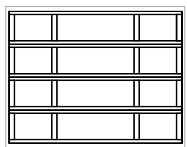
Newport



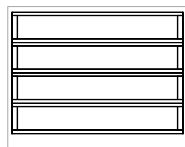
Providence



Oak Park



Hampton



Camden

2 Choose Your Color

Painted Finishes



White (Standard)



Almond



Clay



Gray



Green



Brown

Premium Finish



Two-Toned Painted Finishes



White/Clay



White/Gray



White/Green

3 Choose Your Windows



Cascade III



Clear II



Stockbridge



Stockton III



Arched Stockton



Waterton III

Window configuration may vary depending on door size.

MODEL
8600

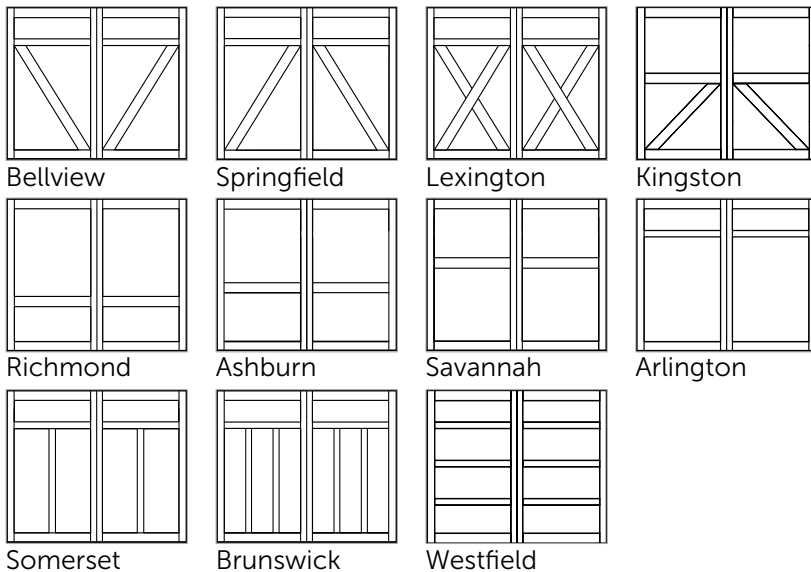


Kingston Arched panel, Custom painted after installation, Decorative hardware



Brunswick panel, White finish, Stockton windows, Decorative hardware


1 Choose Your Style




Also available in solid arched top designs.

2 Choose Your Color

Painted Finishes (Standard)



3 Choose Your Windows



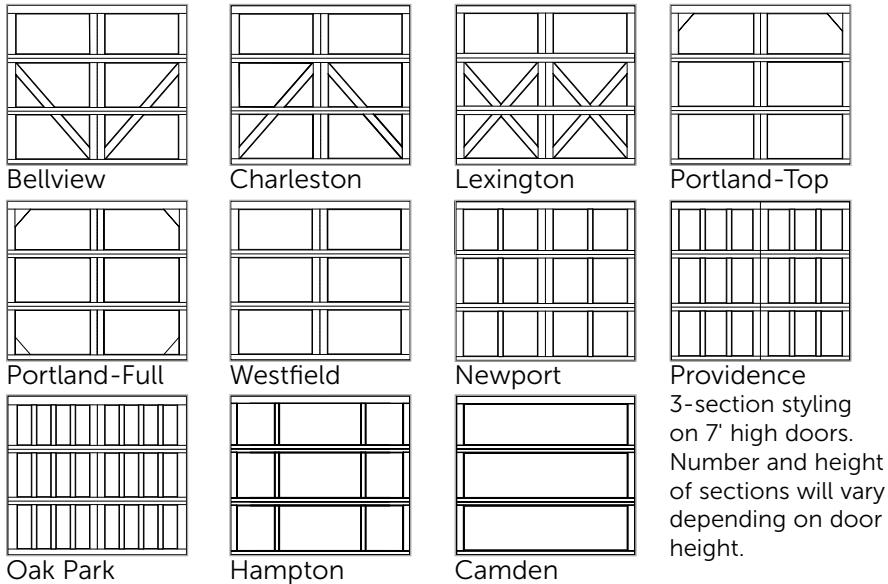
Window inserts are also available.
Window configuration may differ depending on door size.
See Dealer or website for complete window selection.

MODEL 8670



Providence panel, Honduran Mahogany finish, 6 Window Square

1 Choose Your Style



2 Choose Your Color

Painted Finishes



White (Standard) Clay Gray Green

Stained Finishes



Natural Oak Red Oak Clay Gray Mahogany



Honduran Mahogany Walnut Green

Premium Finish



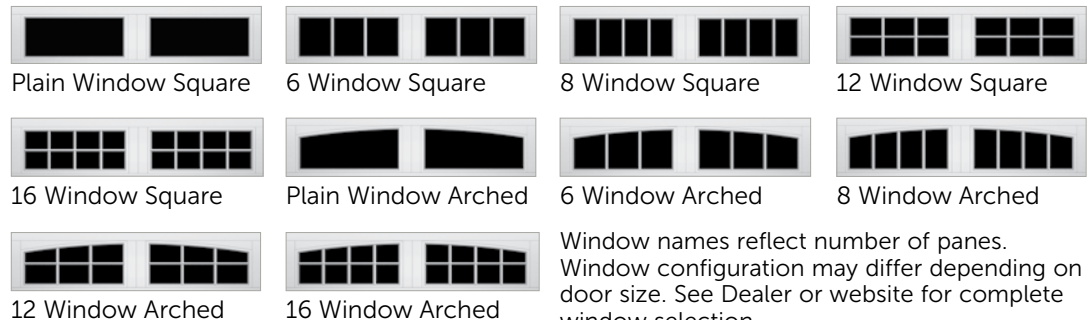
Model 8670 doors are hand stained for a natural look.

Two-Toned Painted Finishes



White/Clay White/Gray White/Green

3 Choose Your Windows



Window names reflect number of panes. Window configuration may differ depending on door size. See Dealer or website for complete window selection.



Model 9405, Lexington panel, Custom painted after installation, Stockton III windows, Decorative hardware



Model 8670, Westfield panel, White finish, 12 Window Square, Decorative hardware



Model 8600, Springfield panel, Custom painted after installation, Arched Stockton windows

Designer Fiberglass

Versatile Design

Our Designer Fiberglass Collection is designed with the warmth and beauty of wood, but without the maintenance a real wood door requires. Classic and modern designs are made with artfully molded wood grain fiberglass bonded to a durable and fully insulated steel garage door.



MODEL 8680




Vertical Raised panel, Walnut finish



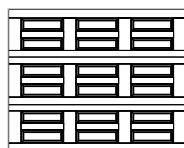
Realistic wood detail

MODEL 8680

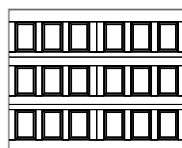
Construction	Fiberglass/Steel/ Insulation/Steel
Insulation	Polyurethane, U-factor*:  = 0.15 R-value** = 11
TorqueMaster® Plus	•
Joint Type	Tongue-and-Groove
Warranty	Limited Lifetime

*U-factor is independently tested and verified per ANSI/
DASMA 105 using solid doors and specific product sizes.
**Wayne Dalton uses a calculated door section R-value for
our insulated doors.

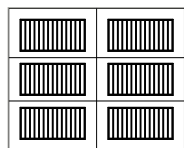
1 Choose Your Style




Horizontal
Raised



Vertical
Raised



Sonoma




Horizontal
V-Groove

Panel designs have a distinct wood
grain pattern. See website for details.

2 Choose Your Color



White




Clay



Gray



Honduran
Mahogany




Natural Oak




Red Oak



Cherry



Mahogany



Walnut



Green

3 Choose Your Windows



Plain Lite



6 Lite



8 Lite



12 Lite



16 Lite



20 Lite



Horizontal Raised



Vertical Raised

Window names reflect number of panes.
Not all windows available for all panel designs.
Window configuration may vary depending on door size.
See Dealer or website for complete window selection.

Contemporary Aluminum

Sleek and Modern

Contemporary homes deserve a garage door as modern as they are. Designed with clean lines and offered in a variety of finishes, Wayne Dalton's Contemporary Aluminum Collection is the ultimate in sleek and modern garage door design.



Model 8450 Luminous™, Translucent Black glass



Model 8800, Dark Bronze powder coated aluminum, Satin Etched glass



Model 8850, Black powder coated aluminum, White Laminated glass

	MODEL 8800	MODEL 8850	MODEL 8450
Availability	West Region	Central and East Region	Nationwide
Construction	Aluminum with Reinforcing Fins	Aluminum with Reinforcing Fins	Aluminum with Reinforcing Fins
Frameless Glass	N/A	N/A	•
Insulation	Optional Polyurethane, U-factor* as low as .27 R-value** up to 4.36	Optional Polyurethane, U-factor* as low as .28 R-value** up to 4.36	N/A
Joint Type	Tongue-and-Groove	Tongue-and-Groove	Tongue-and-Groove
RAL Powder Coat	•	•	N/A
Warranty	5-Year Limited	1-Year Limited	1-Year Limited

*U-factor is independently tested and verified per ANSI/DASMA 105 using solid doors and specific product sizes.

**Wayne Dalton uses a calculated door section R-value for our insulated doors.


MODEL

8450 LUMINOUS[®]



1 Choose Your Frame Color

Powder Coated Finishes (Standard)



White



Bronze



Black



Anodized Finishes (Optional)



Black



Bronze

2 Choose Your Glass



Mirrored Gray



Mirrored Bronze



Translucent Black



Opaque White



Opaque Black

MODELS

8800 & 8850



Model 8800, Black anodized aluminum, White Laminated glass



Model 8850, Clear anodized aluminum, Clear glass

1 Choose Your Frame Color

Anodized Finishes



Clear (Standard)



Bronze



Black

Powder Coated Finishes



White (8800 only)




Black



Dark Bronze

Painted Finishes (8850 only)



White



Brown

2 Choose Your Glass



Clear (Standard)



Green Tinted



Gray Tinted



Bronze Tinted



Satin Etched



White Laminated



Obscure

Specialty Vinyl

Elegant Durability

Ideal for coastal regions, Wayne Dalton's Specialty Vinyl Collection is resistant to salt air and sand, and won't rust, fade, crack, or dent. Engineered to be elegant and maintenance free, these doors contain special polymers that protect the door from UV rays.



Sonoma panel, Glacier White finish, Williamsburg I windows

MODEL
8700




Colonial panel, Adobe Cream finish




Colonial panel, Glacier White finish, Ruston windows

1 Choose Your Style



Colonial



Sonoma

2 Choose Your Color



Glacier White



Adobe Cream



Cape Cod Gray



Monterey Sand

3 Choose Your Windows



Cathedral I



Ruston



Stockton I



Williamsburg I

Window configuration may vary depending on door size. See Dealer or website for complete window options.

MODEL 8700

Construction	Vinyl/Insulation/Vinyl
Insulation	Polyurethane, U-factor* = 0.24 R-value** = 11.75
TorqueMaster® Plus	•
Joint Type	Tongue-and-Groove
WindSafe® options	•
Warranty	15-Year Limited

*U-factor is independently tested and verified per ANSI/DASMA 105 using solid doors and specific product sizes.
**Wayne Dalton uses a calculated door section R-value for our insulated doors.

Wood Doors

Stunning Craftsmanship

Wood garage doors are the ideal choice for homes of distinction, offering a refined elegance that only premium wood materials can achieve. Our craftsmen hand-build these beautiful wood doors with thorough attention to detail for a truly remarkable garage door.





Model 44 Grooved Plywood, Custom painted after installation, 3 over 3 Windows



Model 300, 4x8 panel, Custom stained after installation, Sunray windows

	GOOD		BETTER	BEST	
	40 SERIES	100 SERIES	300 SERIES	MODEL 7100	MODEL 7400
Construction	Wood/Insulation/Wood	Wood overlay/Wood	Wood/Insulation	Wood overlay/Wood panel/Wood backer	Wood overlay/Wood panel/Insulation/Wood backer
Design	Flush	Recessed Panel	Raised Panel	Carriage House	Carriage House
Insulation*	Polystyrene, R = 4.75	N/A	Polystyrene, R = 7.4	Optional Polystyrene, R = 4.75	Polystyrene, R = 4.75
Section Thickness	1-3/8" to 1-5/8"	1-3/8"	1-3/8"	1-5/8"	2"***
Paint Grade	•	•	•	•	•
Stain Grade	•		•	•	•
WindSafe® Options				•	•
Warranty	1-Year Limited	1-Year Limited	1-Year Limited	1-Year Limited	1-Year Limited

*Wayne Dalton uses a calculated door section R-value for our insulated doors.

**Thickness may vary slightly depending on wood type.

Flush Wood



Model 44, Grooved Plywood, Custom painted after installation

1 Choose Your Wood



T1-11 plywood



Rough sawn plywood



Smooth plywood

2 Choose Your Windows



Sunray

Window configuration may vary depending on door size.



3 over 3



Model 40, Flush panel, Custom painted after installation

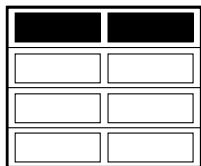
Colonial Wood



Model 105, 4-4 panel, Custom painted after installation, Plain Long Panel windows

1 Choose Your Style

Single-car door designs. (optional windows shown).

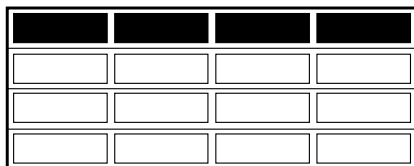


4-2



4-4

Double-car door designs. (optional windows shown).



4-4



4-8

2 Choose Your Wood



Smooth hardboard



Smooth plywood

3 Choose Your Windows



Cathedral



Plain Long Panel



Plain Short Panel



Stockton*



Sunray

Window configuration may vary depending on door size.

*Other Stockton windows are available. Not all windows are available in all sizes. Consult your Dealer for details.

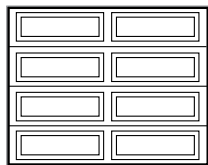
Classic Wood



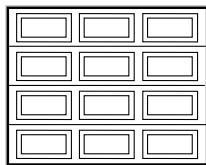
Model 300, 4x4 panel, Custom stained after installation

1 Choose Your Style

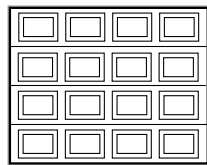
Panel Designs




4-2



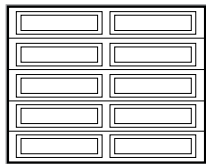
4-3



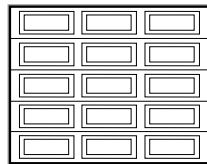
4-4




4-6



5-2



5-3



5-6

Double-car designs look like two single-car doors together.

2 Choose Your Wood



Hemlock



Cedar*

*Not available primed.

3 Choose Your Windows

Wood Window Inserts



Bachelor



Cathedral



Ruston



Sherwood



Sunray

True Divided Windows



Colonial Stockton



Elongated Stockton

Window configuration may vary depending on door size. Not all windows available on all models. See Dealer or website for details.



300 Series, 4-8 panel, Custom stained after installation

Carriage House Wood

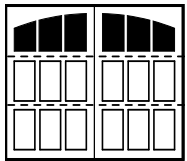


Model 7103, Mustang panel, Custom stained after installation, 6 Lite Arched windows

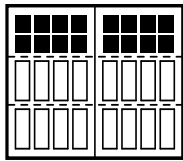


7104 Palomino Wide, Custom stained after installation, 6 Lite Square windows (single door), 12 Lite Square windows (double door)

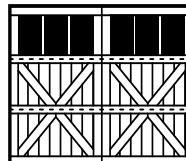
1 Choose Your Style



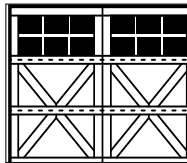
Model 7104
Palomino Wide



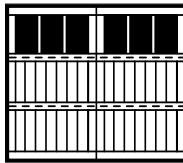
Model 7104
Palomino Narrow




Model 7101
Clydesdale Grooved



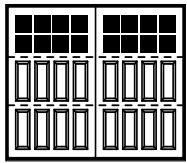
Model 7101
Clydesdale



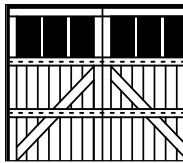
Model 7103
Mustang



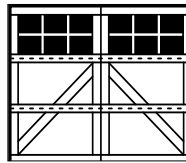
Model 7105
Stallion Wide



Model 7105
Stallion Narrow



Model 7102
Appaloosa Grooved



Model 7102
Appaloosa

2 Choose Your Wood



Douglas Fir



Hemlock



Knotty Cedar



Sapele
Mahogany



Meranti



Western Red
Cedar

Window names reflect number of panes.
Window configuration may vary depending on door size.
See Dealer or website for complete window selection.

3 Choose Your Windows

Square Top

True Vertical Divided



4 Lite



6 Lite



8 Lite

Square Top

True Cross Divided



8 Lite



12 Lite



16 Lite

Arched Top

True Vertical Divided



4 Lite



6 Lite



8 Lite

Arched Top

True Cross Divided



8 Lite



12 Lite



16 Lite

3-section styling on 7' high doors. Number and height of sections will vary depending on door height.
Panels above also available in arch top designs.

Carriage House Wood

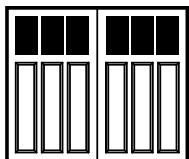


7402 Churchill, Custom painted after installation, Custom windows

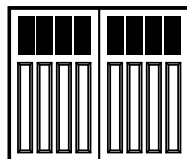


7412 Derby, Custom stained after installation, 16 Lite Arched windows, Decorative hardware

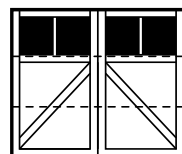
1 Choose Your Style



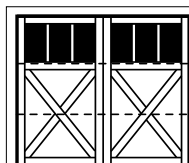
Model 7405
Remington



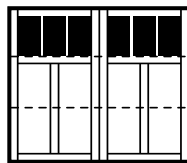
Model 7406
Belterra



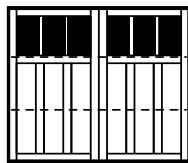
Model 7410
Saratoga




Model 7411
Belmont



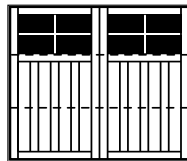
Model 7400
DelMar



Model 7401
Preakness



Model 7412
Derby



Model 7402
Churchill

3-section styling on 7' high doors. Number and height of sections will vary depending on door height. Panels above also available in arch top designs.

2 Choose Your Wood



Douglas Fir



Hemlock



Knotty Cedar



Sapele
Mahogany



Meranti



Western Red
Cedar

Window names reflect number of panes.
Window configuration may vary depending on door size.
See Dealer or website for complete window selection.

3 Choose Your Windows

Square Top

True Vertical Divided



4 Lite



6 Lite



8 Lite

Arched Top

True Vertical Divided



4 Lite



6 Lite



8 Lite

Square Top

True Cross Divided



8 Lite



12 Lite



16 Lite

Arched Top

True Cross Divided



8 Lite



12 Lite



16 Lite





Model 7103, Mustang panel, 24 Lite Arch windows



Model 8670, Providence panel, Custom painted after installation, 12 Window Square



Garage Door Design Center


To see this door on your home, visit wayne-dalton.com, or download our Garage Door Design Center app. Upload a photo of your home and experiment with panel designs, color options, window styles and decorative hardware designs. Instant curb appeal awaits you with just a click of your mouse.

THERMAL PERFORMANCE

Wayne Dalton

2501 S. State Hwy. 121 Bus., Ste 200
Lewisville, TX 75067

wayne-dalton.com



Wayne Dalton participates in the DASMA Thermal Performance Verification Program. The program verifies the thermal performance of sectional garage doors. The lower the U-factor rating, the better the thermal performance.



Symbol indicates verified U-factor rating in accordance with the DASMA Thermal Performance Verification Program.