

SPEC SHEET

VIHARA



sonomatilemakers.com

Applications

- Interior walls
- Exteriors (including freeze thaw areas)
- Pools
- Showers (including steam)
- Light duty floors and countertops

See our Tech Info for more detailed information at sonomatilemakers.com



Test Results

Test Number:	Test Name:	Test Results (Iridescent):	Test Results (Silk):
ASTM C1027	Abrasion Resistance	Class 2 (residential)	Class 5 (commercial)
ASTM C1028	Coefficient of Friction	Dry .78 / Wet .40	Dry .76 / Wet .60
ASTM C648	Breaking Strength	265 lbf	265 lbf

Sustainability

Vihara Specifics:

- Made from 70% post-consumer recycled glass
- Lead-Free
- Non-Toxic
- No VOC off-gassing

Around the Vihara Factory:

- 95% of the heat generated from the kilns is used for drying and annealing purposes.
- No scrap is thrown away, impurities are discarded and turned into cullet for later use.
- Tiles are mounted on recycled paper.
- Discontinued sizes, shapes and colors are donated to local organizations such as Habitat for Humanity.



Scan for more info

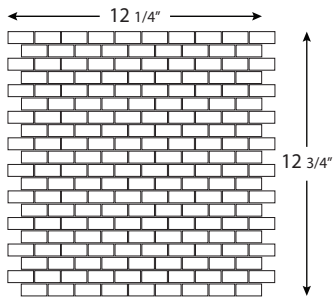
SPEC SHEET

VIHARA



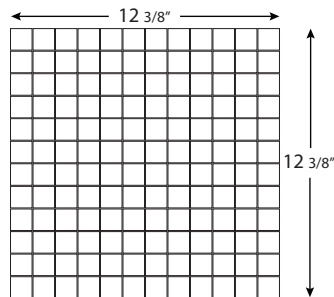
sonomatilemakers.com

Sizes (Sold by the box*)



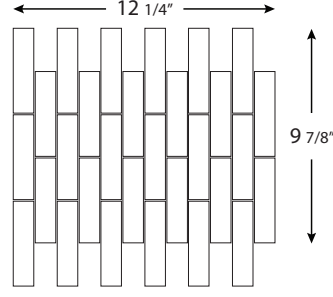
1/2 x 1-1/4 Brick

Sheet size: 12-3/4 x 12-1/4
1 sheet = 1.08 Sq. Ft.
10 sheets per box



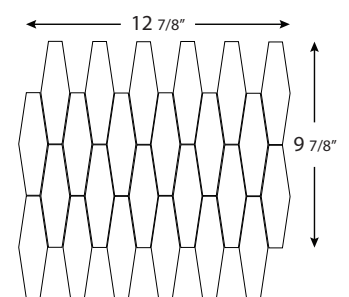
1 x 1

Sheet size: 12-3/8 x 12-3/8
1 sheet = 1.06 Sq. Ft.
10 sheets per box



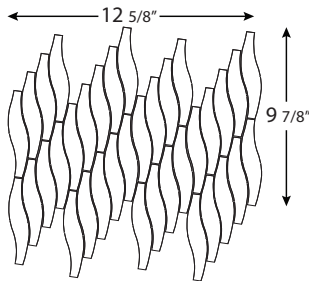
1 x 4

Sheet size: 12-1/4 x 9-7/8
1 sheet = .84 Sq. Ft.
5 sheets per box



eHEX (4-7/8 x 1-3/8)

Sheet size: 12-7/8 x 9-7/8
1 sheet = .88 Sq. Ft.
5 sheets per box



Swish (4-7/8 x 1)

Sheet size: 12-5/8 x 9-7/8
1 sheet = .87 Sq. Ft.
5 sheets per box



Solid Glass Liner

7-3/4 x 5/8

Variation Information

Vihara glass is created through a handcrafted process that embraces the individuality of each tile. A wide range of variation in color, shade and surface texture are to be expected. Surface folds, shallow cracks and minor edge irregularities (including occasional chipped sides/edges) are also natural characteristics of Vihara. **Within a given color, the tones will vary by size/shape, so please reference samples of the actual size desired.**

Samples provided are representative, but may not indicate all variations of these characteristics. Once properly installed, the beauty of this handcrafted glass is enhanced by such variation.

Field tile shown in Bodhi Iridescent
Liner shown in Koan Clear

*Liners sold by the piece

Colors

Field Tile Color Palette (Available in Iridescent or Silk)					
Color:	Code:	Swatch:	Color:	Code:	Swatch:
Puka	PKA		Abu	ABU	
Basho	BAS		Ichika	ICH	
Hatha	HAT		Lotus	LOT	
Karuna	KAR		Vinyasa	VIN	
Kiri	KIR		Minka	MKA	
Akasha	AKA		Metta	MET	
Jade	JDE		Bodhi	BDI	

Color swatches shown in 1/2 x 1-1/4 Brick

Liner Color Palette (Available in Clear or Matte)		
Color:	Code:	Swatch:
Ch'i	CHI	
Sila	SLA	
Om	OMM	
Maya	MYA	
Koan	KAN	
Pali	PLI	
Dojo	DJO	