

PHYSICAL PROPERTIES	TEST ASTM	NORTH AMERICAN STANDARD A137.1* / A137.3*	PORCELAIN TILES (REF A137.1) RESULTS	PORCELAIN GRIP TILES (REF A137.1) RESULTS	PORCELAIN PAVERS FRONTIER20 (REF A137.3) RESULTS	PORCELAIN VENEERS VENEER WORLD (REF A137.1) RESULTS
Water absorption *	C373	≤ 0.5%	COMPLY WITH ANSI A137.1	COMPLY WITH ANSI A137.1	COMPLY WITH ANSI A137.3	COMPLY WITH ANSI A137.1
COF Average dynamic coefficient of friction **	ANSI A.326.3	As reported	IW - Interior, Wet	EW - Exterior, Wet	EW - Exterior, Wet	NOT APPLICABLE
Skid Resistance	EN 16165 (EX DIN 51097) EN 16165 (EX DIN 51130)	-	-	A+B+C R11	A+B+C R11	NOT APPLICABLE
Resistance to freeze/thaw cycling *	C1026	As reported	RESISTANT	RESISTANT	RESISTANT	RESISTANT
Resistance to thermal shock	C484	As reported	RESISTANT	RESISTANT	RESISTANT	RESISTANT
Warpage (edge)	C485	Warpage ± 0.4% or ± 0.05 in	COMPLY WITH ANSI A137.1	COMPLY WITH ANSI A137.1	COMPLY WITH ANSI A137.3	COMPLY WITH ANSI A137.1
Warpage (diagonal)	C485	Warpage ± 0.4% or ± 0.07 in	COMPLY WITH ANSI A137.1	COMPLY WITH ANSI A137.1	COMPLY WITH ANSI A137.3	COMPLY WITH ANSI A137.1
Wedging	C502	± 0.25% or ± 0.03 in	COMPLY WITH ANSI A137.1	COMPLY WITH ANSI A137.1	COMPLY WITH ANSI A137.3	COMPLY WITH ANSI A137.1
Chemical resistance	C650	As reported	UNAFFECTED	UNAFFECTED	UNAFFECTED	UNAFFECTED
Resistance to stain	C1378	As reported	UNAFFECTED	UNAFFECTED	UNAFFECTED	UNAFFECTED
Thickness	C499	Range: 0.04 in	COMPLY WITH ANSI A137.1	COMPLY WITH ANSI A137.1	-	COMPLY WITH ANSI A137.1
Breaking strength	C648	250 lbf or greater	COMPLY WITH ANSI A137.1	COMPLY WITH ANSI A137.1	-	COMPLY WITH ANSI A137.1
	C1050	2000 lbf	-	-	COMPLY WITH ANSI A137.3	-
Module of Rupture	C1050	5000 psi	-	-	COMPLY WITH ANSI A137.3	-

* Average values referred to our production and related to the matt finish of the product.
 ** As far as values relating to the matt finish of the product and to tests carried out by certified external laboratories whose results are available upon request at Headoffice, we are willing to check the lot you are interested in purchasing.
 - Be sure to use tiles belonging to the same caliber.
 - Test results are available on request.
 - The information provided can be subject to change. Please refer to lcusa.com for the latest, most accurate and up-to-date information.



LIMESTONE

Available sizes: 24"x48" ±0.8"/20mm, 12"x48" ±0.8", 24"x36" ±0.8" ♦, 24"x24" ±0.8", 12"x24" ±0.8", 12"x12" ±0.8"

Color shading: V2

DUNE

Available sizes: 24"x48" ±0.8"/20mm, 12"x48" ±0.8", 24"x36" ±0.8" ♦, 24"x24" ±0.8", 12"x24" ±0.8", 12"x12" ±0.8"

Color shading: V2

SAND

Available sizes: 24"x48" ±0.8"/20mm, 12"x48" ±0.8", 24"x36" ±0.8" ♦, 24"x24" ±0.8", 12"x24" ±0.8", 12"x12" ±0.8"

Color shading: V2

♦ NOTE: 24"x36" is sold as mix (24"x36" + 12"x24") along with 12"x24". The two sizes are palletized on the same pallet and sold together.

FROST **ASH**

Available sizes: 24"x24" ±0.8"/20mm

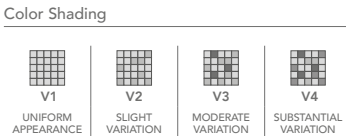
Color shading: V2

CHARCOAL

Available sizes: 24"x24" ±0.8"/20mm

Color shading: V2

The color of tiles printed in this catalog may differ from actual tiles. Tile color reproductions in this catalog are representative only. Slight tone and shade variations are inherent in porcelain tiles. Before selecting a color, we recommend that you contact your local representative, who will provide you with a sample piece of the requested tile.
 This porcelain tile product is manufactured with a V2 shade variation. Remember that the amount of color as well as the texture of each piece may vary from tile to tile. Inspect the product immediately upon delivery and select tiles from many boxes during installation to minimize and blend any possible color difference.



IVORY **PEARL**

Available sizes: 24"x24" ±0.8"/20mm

Color shading: V3

SMOKE

Available sizes: 24"x24" ±0.8"/20mm

Color shading: V3

INFORMATION

RECOMMENDED USE
 Mood matt finish is recommended for indoor floors, walls, countertops, and outdoor walls in commercial and residential applications. The use of Trail Vibrant matt finish is not recommended for outdoor floors (for that application use Grip finish or Frontier20). Landmark recommends an offset no greater than 30%, if a staggered pattern is required for tiles of 20" inches or longer. Landmark recommends the use of leveler for a proper installation.

CARE AND MAINTENANCE
 Do not apply any wax or sealer to the product after installation. Regular cleaning is the best way to keep tiles looking good. Use clean, hot water (add household cleaner for more aggressive cleaning). Rinse thoroughly and dry with a soft cloth to prevent water spots. Please visit lcusa.com. For further information regarding the care and maintenance of Landmark products.

WARRANTY
 Landmark guarantees that its products will meet or exceed the performance specifications set out in ANSI A137.1-2012 and in the performance specifications section of the Landmark general catalog. For more information, please visit our website at lcusa.com.



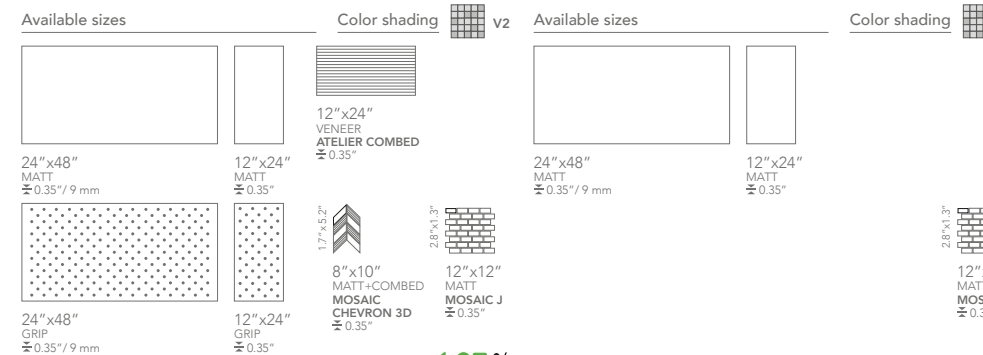
PROJECT
 OUTDOOR FLOOR DESIGN
 Frontier20 Frost - 24"x24"
 OUTDOOR POOL DESIGN
 Frontier20 Fast Trim Pieces
 OUTDOOR WALL DESIGN
 Mood Stone Frost - 12"x24"

TRIM TILES


	BULLNOSE	COORDINATED COVE BASE FROM VISION COLLECTION
	3"x24"	6"x12"
LIMESTONE	•	
BISCUIT	•	VISION DOVE
DUNE	•	
SAND	•	VISION TAUPE
GREIGE	•	VISION PEARL
FROST	•	VISION COLOR STAR WHITE
ASH	•	
TAUPE	•	VISION PEARL
DARK	•	VISION DARK
CHARCOAL	•	VISION COLOR STAR BLACK
IVORY	•	VISION DOVE
PEARL	•	VISION PEARL
SMOKE	•	VISION DARK

MOOD
 NATURAL HARMONY IN DESIGN

COLORED BODY PORCELAIN TILES - Rectified Monocaliber

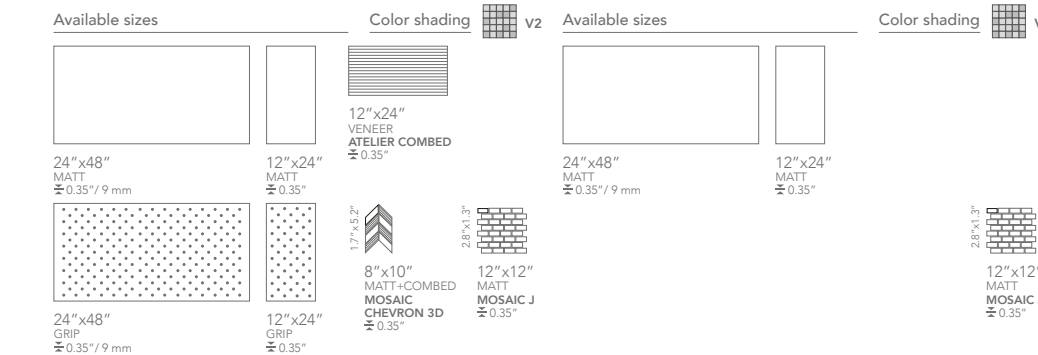


DUNE



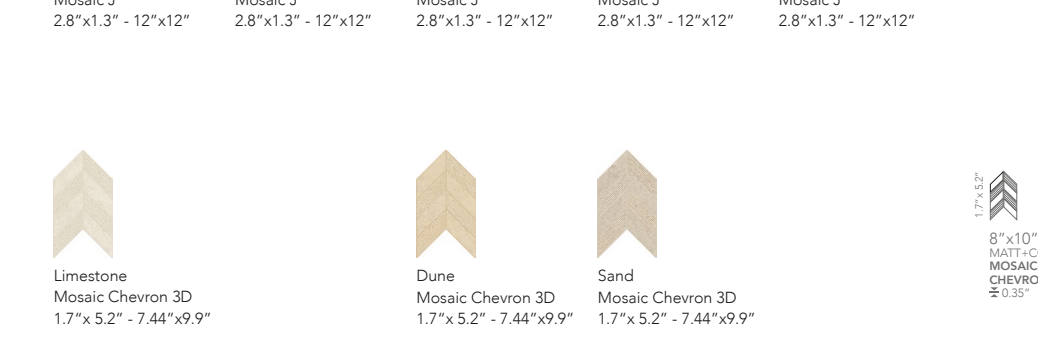
SIZES 24"x48" / 12"x24" / 12"x12" / 8"x10"

MATT - GRIP




MOOSAIC WORLD PORCELAIN MOSAICS

MATT



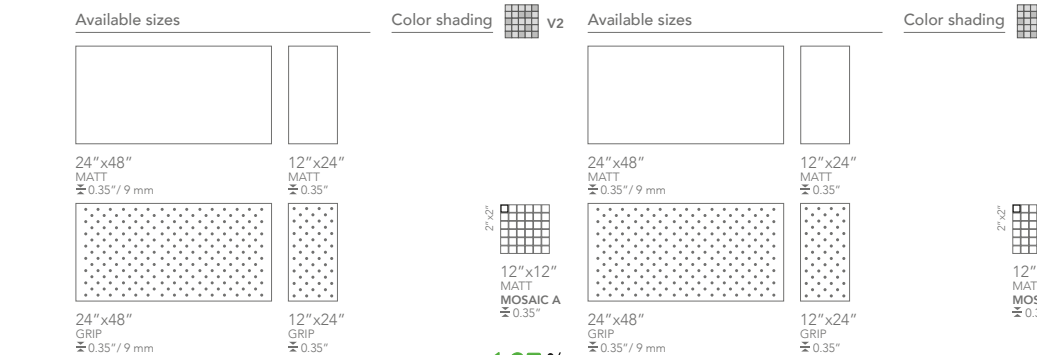

COLORED BODY PORCELAIN VENEERS - Rectified Monocaliber





SAND ATELIER COMBED



COLORED BODY PORCELAIN TILES - Rectified Monocaliber

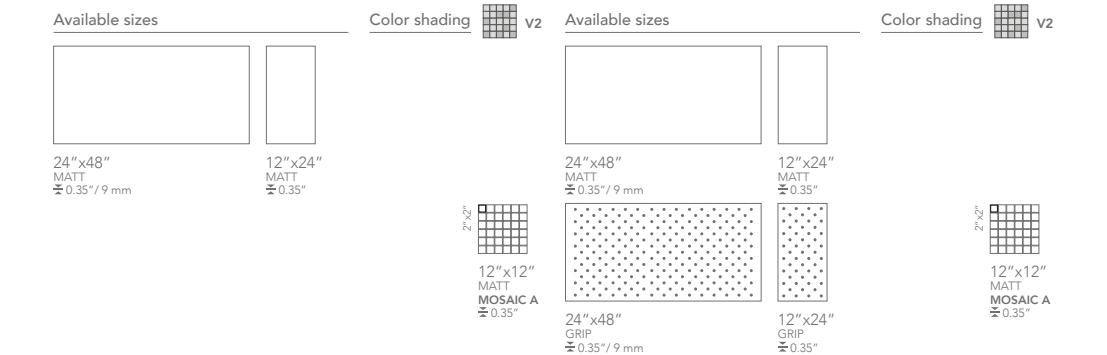



TAUPE



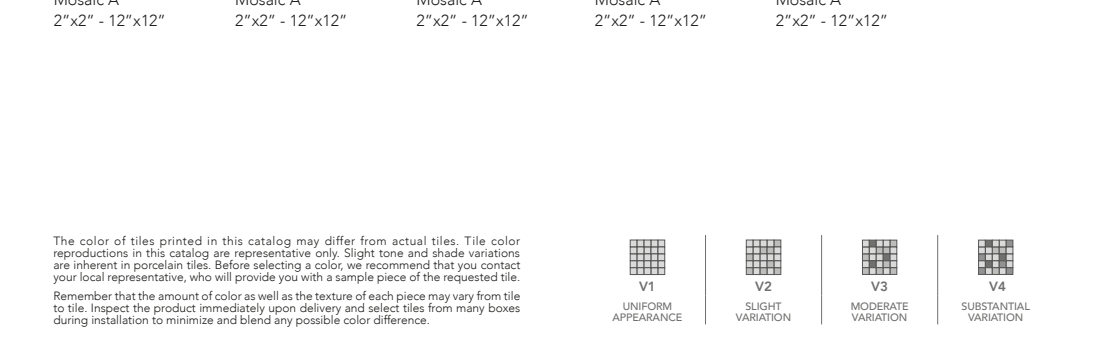

SIZES 24"x48" / 12"x24" / 12"x12"

MATT - GRIP



MOOSAIC WORLD PORCELAIN MOSAICS


MATT





The color of tiles printed in this catalog may differ from actual tiles. Tile color reproductions in this catalog are representative only. Slight tone and shade variations are inherent in porcelain tiles. Before selecting a color, we recommend that you contact your local representative, who will provide you with a sample piece of the requested tile. Remember that the amount of color as well as the texture of each piece may vary from tile to tile. Inspect the product immediately upon delivery and select tiles from many boxes during installation to minimize and blend any possible color difference.



COLORED BODY PORCELAIN TILES - Rectified Monocaliber



SMOKE



SIZES 12"x24"

MATT