

WHITE SAND

White Sand is a beautiful neutral beige marble with delicate tonal veining and a smooth background.
Stocked in a variety of honed and polished mosaics and field tile.



WHITE SAND



12" x 24" Field Tile
Polished & Honed




24" x 24" Field Tile
Polished





11 3/8" x 12 1/8" Hexagon Mosaic
Polished

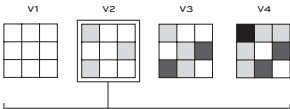
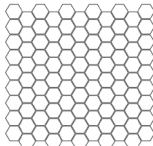







Raked 12" x 24" Textured Field Tile



24" x 48" Field Tile
Honed Finish



APPLICATIONS									VARIATION				TAILORED TO CUSTOMIZATION ¹	
INTERIOR FLOOR	INTERIOR WALL	SHOWER WALL	SHOWER FLOOR	EXTERIOR FLOOR	EXTERIOR WALL	POOL/ FOUNTAIN	COUNTER TOP	FIREPLACE SURROUND	<div><div>V1</div><div>V2</div><div>V3</div><div>V4</div></div> <div></div>				CARPET CUTTING	
Light/Medium Traffic Commercial	All	Yes, Including Steam	Yes, including steam, linear drain	No	Yes, including freeze thaw	No	Yes	Yes	FIELD					
									FINISH					
									MOSAIC					
									SADDLE					
									VANITY TOP					
									WATERJET					
INSTALLATION/MAINTENANCE										AVAILABLE SIZES				
SETTING MATERIAL	GROUT	GROUT JOINT	MEMBRANE	CAULK	SEALER	CLEANER	INSTALLATION INSTRUCTIONS	LAYOUT	DRY LAYOUT	<div><div></div><div>3cm Hexagon 11 3/8" x 12 1/8" x 3/8" Polished</div></div> <div><div></div><div>Field Tile 24" x 24" x 1/2" Polished</div></div>				
Mapei Ultraflex LFT ²	Ardex FG-C Microtec Unsanded ³	1/16" minimum	Ardex 8+9 ⁴	Ardex SX ⁵	AquaMix Sealer's Choice Gold	AquaMix Concentrated Stone & Tile Cleaner ⁶	TCNA Handbook	No	Sample ⁷	<div><div></div><div>3/4 (2CM) Polished</div></div> <div><div></div><div>Field Tile 12" x 24" x 1/2" Polished and Honed</div></div>				
NOTES										<div><div></div><div>Field Tile 24" x 48" x 5/8" Honed</div></div> <div><div></div><div>Raked Textured Field Tile 12" x 24" x 1/2" Mixed Finish</div></div>				
<p>¹24"x48" Field Tile - No</p> <p>²Alternate mortar - Grainrapid 2 - Part System or Ardex X77 Microtec Fiber Reinforced Mortar</p> <p>24"x48" Field Tile mortar - Mapei Kerapoxy 410</p> <p>³Alternate grout - Mapei Ultracolor Plus or Mapei Keracolor CQ</p> <p>24"x48" Field Tile grout - Mapei Ultracolor Plus FA or Mapei Flexcolor CQ</p> <p>⁴24"x48" Field Tile membrane - Mapei Mapelastix AquaDefense</p> <p>⁵24"x48" Field Tile caulk - Mapei Keracaulk Sanded</p> <p>⁶24"x48" Field Tile cleaner - AquaMix Concentrated Cleaner</p> <p>⁷Layout for overview of material before installation.</p> <p>Tech Note: We strongly suggest a dry layout and 25% overage of material to allow for proper blending.</p> <p>Product must be installed in accordance with current TCNA Handbook Stone Methods. We strongly suggest a dry layout and 25% coverage of material to allow for proper blending. The Natural Stone Institute recommends installing resin-backed stone with epoxy-based setting materials. Consult your setting materials manufacturer for specific products.</p>														