



# CHAMPION

PORCELAIN TILES & CERAMIC MOSAICS



VINESTREET  
— Studios —

## CHAMPION


PORCELAIN TILES & CERAMIC MOSAICS

**Champion Bone**



39x78 cm | 15"x30"  
AC ( SATIN ) - DCOF WET  $\geq 0.42$   
PORCELAIN TILE

**Champion White**




39x78 cm | 15"x30"  
AC ( SATIN ) - DCOF WET  $\geq 0.42$   
PORCELAIN TILE

**Champion Gray**



39x78 cm | 15"x30"  
AC ( SATIN ) - DCOF WET  $\geq 0.42$   
PORCELAIN TILE

**Champion Charcoal**



39x78 cm | 15"x30"  
AC ( SATIN ) - DCOF WET  $\geq 0.42$   
PORCELAIN TILE

**Champion Bone  
Herringbone Mosaic**




1"x3" PRESSED  
AC ( SATIN ) - DCOF WET  $\geq 0.42$   
CERAMIC FLOOR/WALL TILE

**Champion White  
Herringbone Mosaic**




1"x3" PRESSED  
AC ( SATIN ) - DCOF WET  $\geq 0.42$   
CERAMIC FLOOR/WALL TILE

**Champion Gray  
Herringbone Mosaic**



1"x3" PRESSED  
AC ( SATIN ) - DCOF WET  $\geq 0.42$   
CERAMIC FLOOR/WALL TILE

**Champion Charcoal  
Herringbone Mosaic**



1"x3" PRESSED  
AC ( SATIN ) - DCOF WET  $\geq 0.42$   
CERAMIC FLOOR/WALL TILE







## CHAMPION

### PORCELAIN TILES & CERAMIC MOSAICS

#### PRODUCT INFORMATION

	Product	Finish	Edge	Work Size	Thick	Faces	Sq. Ft./ Carton	Pieces/ Carton
	Wall/Floor 15"x30"	Satin	Pressed	391.5x776.0 mm 15 3/8" x 30 1/2"	8.0 mm	16	16.35	5
	Wall/Floor 1x3 Herringbone Dot-mounted Mosaic	Satin	Pressed	sheet size 22.86 x 30.48 cm 9"x12"	6.0 mm	10	6.00	10

#### USAGE RECOMMENDATION

	Target DCOF wet	Porcelain Suitable	Ceramic/Mosaic Suitable
Dry & Level – Interior Floor ( Residential / Light Commercial )	N/A	✓	✓
Wet & Level – Interior Floor ( Residential / Light Commercial )	≥ 0.42	✓	✓
Shower Floors ( Residential / Light Commercial )	≥ 0.42	✓	✓
Exterior Floor Applications (including pool decking & other wet areas with minimal footwear)	≥ 0.60		
Ramps & Inclines	≥ 0.65		
Exterior Walls Applications	N/A	✓	
Interior Walls/Backsplashes	N/A	✓	✓
Interior Countertops	N/A	✓	✓
Facades	N/A	✓	
Pool Linings	N/A		

A DCOF value of ≥0.42 is the standard for tiles specified for level interior spaces expected to be walked upon when wet, as stated in ANSI A137.1-A326.3.

Note: Porcelain tiles are suitable for exterior applications in freezing and non-freezing climates when proper installation methods are followed.

#### INSTALLATION AND CARE

Grout Joint Recommendation 1/8"

Shade Variation V3 - MODERATE VARIATION

Professional tile installation is recommended. For complete installation instructions consult the TCNA Handbook for Ceramic, Glass, and Stone Tile Installation. Follow the grout manufacturer instructions for the complete removal of grout and construction residue from initial installation.

Vine Street Studios' recommendation for flooring care: sweep or vacuum the surface. Then mop the floor using a mop with water and a neutral cleaner (soap less) or a general household cleaner. Follow it with a clean water rinsed mop and wipe dry the floor to prevent film formation. For wall tiles care, Vine Street Studios recommends using a cloth with water and a neutral cleaner (soap less) or a general household cleaner.

#### PERFORMANCE CHARACTERISTICS

	ASTM#	Porcelain Result	Ceramic Result
Water Absorption	C373	≤ 0.5%	≤ 3%
Breaking Strength	C648	≥ 275 lbs	> 250 lbs
DCOF WET	ANSI A137.1 ANSI A326.3	≥0.42	≥0.42
Frost Resistance	C1026	Yes	No
Scratch Hardness	MOHS	7 - 8	7
Chemical Resistance	C650	Resistant	Resistant

#### SUSTAINABILITY



Eliane ceramic and porcelain tiles are low-emitting materials with zero emission of volatile organic compounds (VOC).



Recycled Content:  
Porcelain: 45.4% Pre-consumer  
1.5% Post-consumer  
Ceramic: 39.1% Pre-consumer  
12.6% Post-consumer



Standard quality tiles manufactured by Eliane Ceramic Tiles meet ISO 13006, ANSI A137.1 standards.



Eliane ceramic and porcelain tiles are NOT flammable, except mesh material of mesh mounted mosaics.

#### QUALITY WARRANTY

Porcelain tiles on this series are:









