

TRAIL
COLORED BODY PORCELAIN - Rectified Monocaliber

PHYSICAL PROPERTIES	TEST ASTM	NORTH AMERICAN STANDARD A137.1* / A137.3*	PORCELAIN TILES (REF A137.1) RESULTS	PORCELAIN GRIP TILES (REF A137.1) RESULTS	PORCELAIN PAVERS FRONTIER20 (REF A137.3) RESULTS	PORCELAIN VENEERS VENEER WORLD (REF A137.1) RESULTS
Water absorption *	C373	≤ 0.5%	COMPLY WITH ANSI A137.1	COMPLY WITH ANSI A137.1	COMPLY WITH ANSI A137.3	COMPLY WITH ANSI A137.1
DCOF Average dynamic coefficient of friction **	ANSI A.326.3	As reported	IW - Interior, Wet	EW - Exterior, Wet	EW - Exterior, Wet	NOT APPLICABLE
Skid Resistance	EN 16165 (EX DIN 51097) EN 16165 (EX DIN 51130)	-	-	A+B+C R11	A+B+C R11	NOT APPLICABLE
Resistance to freeze/thaw cycling *	C1026	As reported	RESISTANT	RESISTANT	RESISTANT	RESISTANT
Resistance to thermal shock	C484	As reported	RESISTANT	RESISTANT	RESISTANT	RESISTANT
Warpage (edge)	C485	Warpage ± 0.4% or ± 0.05 in	COMPLY WITH ANSI A137.1	COMPLY WITH ANSI A137.1	COMPLY WITH ANSI A137.3	COMPLY WITH ANSI A137.1
Warpage (diagonal)	C485	Warpage ± 0.4% or ± 0.07 in	COMPLY WITH ANSI A137.1	COMPLY WITH ANSI A137.1	COMPLY WITH ANSI A137.3	COMPLY WITH ANSI A137.1
Wedging	C502	± 0.25% or ± 0.03 in	COMPLY WITH ANSI A137.1	COMPLY WITH ANSI A137.1	COMPLY WITH ANSI A137.3	COMPLY WITH ANSI A137.1
Chemical resistance	C650	As reported	UNAFFECTED	UNAFFECTED	UNAFFECTED	UNAFFECTED
Resistance to stain	C1378	As reported	UNAFFECTED	UNAFFECTED	UNAFFECTED	UNAFFECTED
Thickness	C499	Range: 0.04 in	COMPLY WITH ANSI A137.1	COMPLY WITH ANSI A137.1	COMPLY WITH ANSI A137.3	COMPLY WITH ANSI A137.1
Breaking strength	C648	250 lbf or greater	COMPLY WITH ANSI A137.1	COMPLY WITH ANSI A137.1	-	COMPLY WITH ANSI A137.1
	C1050	2000 lbf	-	-	COMPLY WITH ANSI A137.3	-
Module of Rupture	C1050	5000 psi	-	-	COMPLY WITH ANSI A137.3	-

* Average values referred to our production and related to the matt finish of the product.
** As far as values relating to the matt finish of the product and to tests carried out by certified external laboratories whose results are available upon request at Headoffice, we are willing to check the lot you are interested in purchasing.
- Be sure to use tiles belonging to the same caliber.
- Test results are available on request.
- The information provided can be subject to change. Please refer to [lcusa.com](https://www.lcusa.com) for the latest, most accurate and up-to-date information.

CERTIFIED PORCELAIN

Member of

USGBC

GREEN STAR

MADE IN THE USA

VOC FREE

INTERNATIONAL WELL BUILDING INSTITUTE

Declare.

EPD

hpd

LANDMARK CERAMICS

LEARN MORE ABOUT

TRAIL
VIBRANT
COLORED BODY PORCELAIN TILE - Rectified Monocaliber

CROSS CUT SCABAS

Available sizes

Color shading

V4

CROSS CUT PHILADELPHIA

Available sizes

Color shading

V4

CROSS CUT COUNTRY CLASSIC

Available sizes

Color shading

V4

FRONTIER20
COLORED BODY PORCELAIN PAVERS - Rectified Monocaliber

CROSS CUT SCABAS

Available sizes

Color shading

V4

CROSS CUT PHILADELPHIA

Available sizes

Color shading

V4

CROSS CUT COUNTRY CLASSIC

Available sizes

Color shading

V4

RECOMMENDED USE

Essence Vibrant matt finish is recommended for indoor floors, walls, countertops, and outdoor walls in commercial and residential applications. The use of Essence Vibrant matt finish is not recommended for outdoor floors (for that application use Grip finish or Frontier20). Landmark recommends an offset no greater than 30%, if a staggered pattern is required for tiles of 20" inches or longer. Landmark recommends the use of leveler for a proper installation.

CARE AND MAINTENANCE

Do not apply any wax or sealer to the product after installation. Regular cleaning is the best way to keep tiles looking good. Use clean, hot water (add household cleaner for more aggressive cleaning). Rinse thoroughly and dry with a soft cloth to prevent water spots. Please visit [lcusa.com](https://www.lcusa.com). For further information regarding the care and maintenance of Landmark products.

WARRANTY

Landmark guarantees that its products will meet or exceed the performance specifications set out in ANSI A137.1- 2012 and in the performance specifications section of the Landmark general catalog. For more information, please visit our website at [lcusa.com](https://www.lcusa.com).

TRAIL
VIBRANT
COLORED BODY PORCELAIN PAVERS - Rectified Monocaliber

CROSS CUT SCABAS

Available sizes

Color shading

V4

CROSS CUT PHILADELPHIA

Available sizes

Color shading

V4

CROSS CUT COUNTRY CLASSIC

Available sizes

Color shading

V4

PROJECT

FLOOR DESIGN
Trail Cross Cut Scabas - 12"x24"
OUTDOOR FLOOR DESIGN
Frontier 20 Travertine Cross Cut Scabas - 12"x12" - 12"x24" - 24"x24"
WALL DESIGN
Trail Cross Cut Scabas Mosaic J - 12"x12"
OUTDOOR WALL DESIGN
Veneer World Pro LedgeStone Alpine Desert - 6"x24"

PROJECT

INDOOR FLOOR DESIGN
Frontier 20 Travertine Cross Cut Philadelphia - 12"x24"
Frontier 20 Travertine Cross Cut Philadelphia - 24"x24"
FIRE PIT DESIGN
Frontier 20 Travertine Cross Cut Philadelphia - 24"x24"
OUTDOOR WALL DESIGN
Trail Cross Cut Philadelphia Mosaic B - 12"x12"

TRAIL

TIMELESS BEAUTY

LANDMARK CERAMICS



PROJECT
FLOOR DESIGN
Trail Vein Cut Grey - 24"x48"
Trail Vein Cut Grey Herringbone - 12"x10"
WALL DESIGN
Trail Cross Cut Grey - 24"x48"
Veneer World Atelier Bamboo Vein Cut Grey - 12"x24"
DESK DESIGN
Trail Vein Cut Grey - 24"x48"
PLANTER BOX - BENCHES
Trail Cross Cut Grey - 24"x48"




PROJECT
FLOOR DESIGN
Trail Cross Cut Beige Grip - 24"x48"
WALL DESIGN
Veneer World Atelier Bamboo Vein Cut Beige - 12"x24"
Trail Cross Cut Beige Mosaic J - 12"x12"
Trail Cross Cut Beige - 12"x24"

TRAIL REFINED

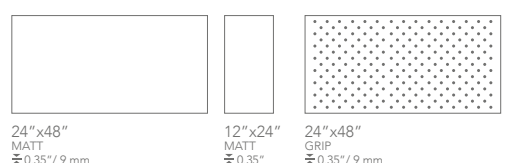
COLORED BODY PORCELAIN TILE - Rectified Monocaliber

CROSS CUT PEARL



Available sizes

Color shading  v2

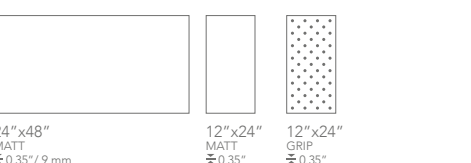


VEIN CUT PEARL



Available sizes

Color shading  v2

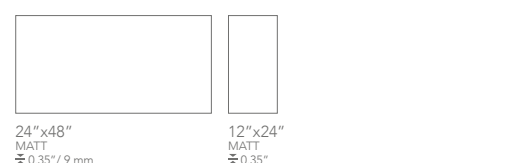


CROSS CUT IVORY



Available sizes

Color shading  v2

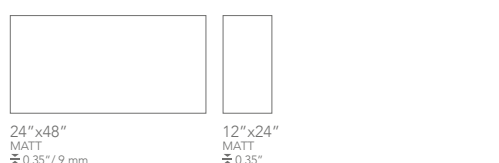


VEIN CUT IVORY




Available sizes

Color shading  v2




CROSS CUT BEIGE

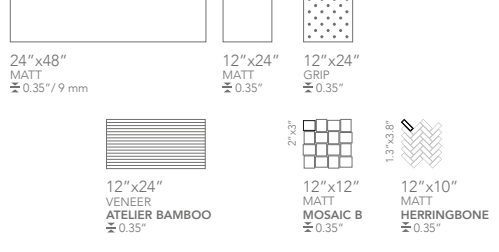


Available sizes

Color shading  v2



VEIN CUT BEIGE



Available sizes

Color shading  v2

VENEER WORLD

COLORED BODY PORCELAIN VENEERS - Rectified Monocaliber

VEIN CUT PEARL ATELIER BAMBOO



Available sizes

Color shading  v2



VEIN CUT GREY ATELIER BAMBOO



Available sizes

Color shading  v2



VEIN CUT BEIGE ATELIER BAMBOO



Available sizes

Color shading  v2




VEIN CUT PEARL



Available sizes

Color shading  v2




Available sizes

Color shading  v2



VEIN CUT IVORY



Available sizes

Color shading  v2

TRAIL REFINED

COLORED BODY PORCELAIN TILES - Rectified Monocaliber

CROSS CUT PEARL



Available sizes

Color shading  v2



VEIN CUT PEARL

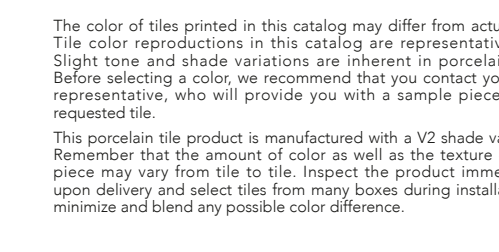


Available sizes

Color shading  v2



CROSS CUT IVORY



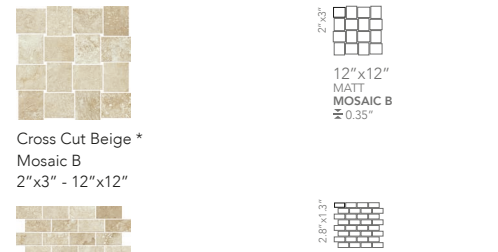
Available sizes

Color shading  v2


TRAIL REFINED


COLORED BODY PORCELAIN TILES - Rectified Monocaliber

CROSS CUT BEIGE

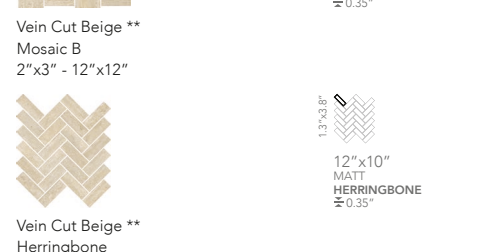


Available sizes


Color shading  v2



VEIN CUT BEIGE

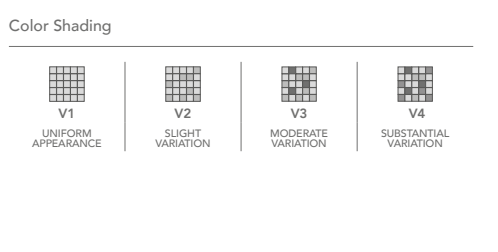


Available sizes

Color shading  v2



CROSS CUT GREY



Available sizes

Color shading  v2


FRONTIER20

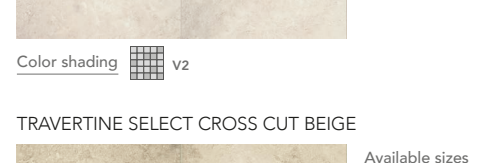
COLORED BODY PORCELAIN PAVERS - Rectified Monocaliber

TRAVERTINE SELECT CROSS CUT PEARL



Available sizes

Color shading  v2



TRAVERTINE SELECT CROSS CUT BEIGE

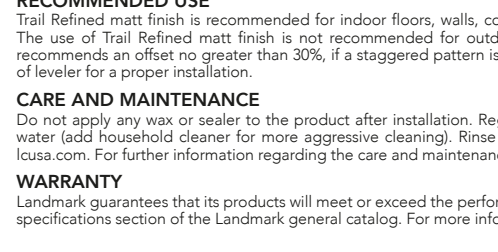


Available sizes

Color shading  v2



TRAVERTINE VEIN CUT BEIGE




Available sizes

Color shading  v2

FRONTIER20


COLORED BODY PORCELAIN PAVERS - Rectified Monocaliber

TRAVERTINE VEIN CUT GREY



Available sizes

Color shading  v2



TRAVERTINE VEIN CUT BEIGE

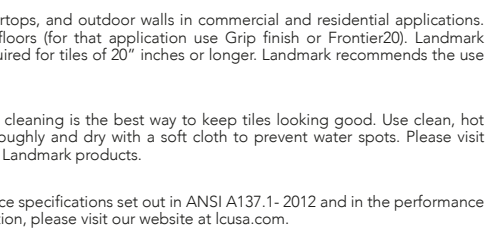


Available sizes

Color shading  v2



TRAVERTINE VEIN CUT GREY



Available sizes

Color shading  v2

INFORMATION

RECOMMENDED USE

Trail Refined matt finish is recommended for indoor floors, walls, countertops, and outdoor walls in commercial and residential applications. The use of Trail Refined matt finish is not recommended for outdoor floors (for that application use Grip finish or Frontier20). Landmark recommends an offset no greater than 30%, if a staggered pattern is required for tiles of 20" inches or longer. Landmark recommends the use of leveler for a proper installation.

CARE AND MAINTENANCE

Do not apply any wax or sealer to the product after installation. Regular cleaning is the best way to keep tiles looking good. Use clean, hot water (add household cleaner for more aggressive cleaning). Rinse thoroughly and dry with a soft cloth to prevent water spots. Please visit lcsa.com. For further information regarding the care and maintenance of Landmark products.

WARRANTY

Landmark guarantees that its products will meet or exceed the performance specifications set out in ANSI A137.1-2012 and in the performance specifications section of the Landmark general catalog. For more information, please visit our website at lcsa.com.

The color of tiles printed in this catalog may differ from actual tiles. Tile color reproductions in this catalog are representative only. Slight tone and shade variations are inherent in porcelain tiles. Before selecting a color, we recommend that you contact your local representative, who will provide you with a sample piece of the requested tile.

This porcelain tile product is manufactured with a V2 shade variation. Remember that the amount of color as well as the texture of each piece may vary from tile to tile. Inspect the product immediately upon delivery and select tiles from many boxes during installation to minimize and blend any possible color difference.

Color Shading

 UNIFORM APPEARANCE

 SLIGHT VARIATION

 MODERATE VARIATION

 SUBSTANTIAL VARIATION