



DECOXL
WORLD

 **LANDMARK**
CERAMICS



Landmark "Deco XL" is the solution to design decorative walls and settings of unparalleled elegance. This range of surfaces brings together collections of porcelain tiles that reproduce the look of contemporary natural artworks on a large size porcelain surface.

DECO XL
W O R L D XL




A new landmark in the ceramic industry

Landmark Ceramics is an American company, based in Tennessee that has set out to research, manufacture and sell top quality porcelain ceramics in North America. Technological innovation, market presence, attention to detail, the welfare of people and the environment, efficient service and a thorough product range make Landmark a new benchmark in the North American market for those who are looking for a reliable partner for any building and architecture project using US made top quality porcelain material.

turn walls into art

design a masterpiece

Deco World XL is a journey toward a universe of contemporary inspirations, **natural suggestions** and enveloping colors. The collection includes a selection of porcelain decorative tiles in the **wide 24"x48" format**, which can be laid horizontally or vertically in original compositions. Five patterns divided into two product families, **Botanic and Floral**, to enhance the beauty of walls in any setting. Each masterpiece plays with shades and has a brilliant glazing to create vibration and highlight the detail of every porcelain design.





blue peony



**exclusive
freedom**

01. floral
blue peony

a soft enveloping wellbeing

A decoration full of shades
inspired by a watercolor
ornamental plant.

Interior walls are no longer just
a frame, but scenic backdrops
marked by the lightness
of dynamic paintings. The
contemporary design of Wall
Deco XL comes with ease of
installation, combining **beauty**,
versatility and **durability**.



PROJECT
WALL DESIGN
Blue Peony - 24"x48"
FLOOR DESIGN
Made.In Liberty Black - 24"x24"



01. floral

**romantic
sceneries**






red lily

01. floral
red lily

wide artistic vibrations

Romantic atmospheres bloom from a summer flower dotted with contrasting elements.

Delicate watercolor hues give the wall a fresh look. The high performance of porcelain made in Landmark guarantees **resistance**, **longevity** and **impermeability**. So Deco World XL surfaces can be applied in environments such as bathrooms and spas, and require no special maintenance.



PROJECT
WALL DESIGN
Red Lily - 24"x48"
FLOOR DESIGN
Emotion Happy Walnut - 8"x40"



**decorative
instinct**







sketch jungle

02. botanic
sketch jungle

smooth contrast, contemporary mood

Tropical foliage inspired by hand-painted wraps the walls and enhances urban jungle life.

The subtle lines of the decor give the space a lively and distinctive character. Delicate colors enhance furnishings and surfaces, creating a contrast-free living room. The versatility of the collection allows imagination to be unleashed, both in **vertical or horizontal compositions.**



PROJECT
WALL DESIGN
Sketch Jungle - 24"x48"
FLOOR DESIGN
Feeling Oak - 8"x40"



PROJECT
WALL DESIGN
Sketch Jungle - 24"x48"



PROJECT

WALL DESIGN

Sketch Jungle - 24"x48"

FLOOR DESIGN




Frame Expressive Taupe - 24"x48"


F20 International White - 24"x48"

living the elegance

Contemporary decorative concept inspired by stylized, hand-drawn tropical leaves.

Sketch Jungle mixes **natural light and a homogeneous color**, becoming the fulcrum of the project. The decoration runs along the wall creating a visual unicum with its continuous graphics. The high performance of porcelain ensures durability and ease of maintenance in any context.





PROJECT
WALL DESIGN
Sketch Jungle - 24"x48"
FLOOR DESIGN
Frame Expressive Taupe - 24"x48"
F20 International White - 24"x48"

**contemporary
balance**





green ginkgo

02. botanic
green ginkgo

the emotion of an impression

Reinterpretation of hand-painted
Japanese tree leaves with a weave
of lines that enlarges the space.

The color palette in **shades of green**
creates a relaxing environment where
you can dive in the well-being care.
Continuous graphics diminish the
perception of joints with a scenic
wall damage.



PROJECT

WALL DESIGN

Green Ginkgo - 24"x48"

FLOOR DESIGN

Masterplan Fashion Black - 24"x24"







PROJECT
WALL DESIGN
Green Ginkgo - 24"x48"
FLOOR DESIGN
Spirit Classic Wenge - 8"x40"

stage your style

Green Ginkgo is a pictorial and elegant decoration, suitable for different environments.

It may be used to enrich large vertical applications as well as decorative small but **precious and walls**, with a botanic theme developed in an artistic way.







**wistful
explosion**



autumn leaf

02. botanic
autumn leaf


play of light and transparencies

A pattern of leaves observed against the light creates a play of transparencies.

The decoration conveys depth and an elegant warmth to the rooms with the **lightness of its shapes**. Deco World XL matches furniture and surfaces, and can be combined with most of the other porcelain tiles collections made in Landmark.



PROJECT
WALL DESIGN
Autumn Leaf - 24"x48"
FLOOR DESIGN
Soul DW White Cotton - 12"x24"








natural meets contemporary

The original pattern suits every taste, from the most minimal to the most imaginative.

The porcelain surface is suitable for best appreciating the decoration, emphasized as a contemporary work of art.



PROJECT

WALL DESIGN

Autumn Leaf - 24"x48"

FLOOR DESIGN

Charme Evo Calacatta Black - 24"x24"



PROJECT
WALL DESIGN
Autumn Leaf - 24"x48"
FLOOR DESIGN
Charme Evo Calacatta Black - 24"x24"

PORCELAIN TILE - Rectified Monocaliber

MATT FINISH

MATT FINISH

<p>SUSTAINABILITY</p> <p>RECYCLABLE</p> <p>Tiles can be recycled inside the production process when not fired yet, or once they have finished their life-cycle can be used as compact base material on the contrary many plastic base material such as vinyl cannot.</p>	<p>SUSTAINABILITY</p> <p>ECO-FRIENDLY AND SAFE</p>	<p>SUSTAINABILITY</p> <p>ENERGY EFFICIENT</p> <p>Tile's inherent thermal mass reduces peak heating and cooling, which helps moderate temperature swings in your home.</p>	<p>HEALTH</p> <p>NATURAL INGREDIENTS</p> <p>Tile is made of clays and other naturally-occurring minerals and does not contain chemicals with potential adverse health effects (pvc, voc, formaldehyde, plastic etc...)</p>	<p>SAFETY/DURABILITY</p> <p>SCRATCH AND DENT RESISTANT</p> <p>Tile is strong, hard and resistant to most type of scratches. Tile also, being an extremely dense material, doesn't fear any denting damage, like many others flooring materials do.</p>	<p>SAFETY/DURABILITY</p> <p>FADE AND UV RESISTANT</p>
<p>SUSTAINABILITY</p> <p>FLOOR HEAT FRIENDLY</p>	<p>SUSTAINABILITY</p> <p>VERY LONG SERVICE LIFE</p> <p>Tile when properly installed and maintained can last for decades.</p>	<p>SUSTAINABILITY</p> <p>COST SAVING OVER TIME</p> <p>Thanks to its long service life and easy maintenance, porcelain tile is very cost effective over time when compared to flooring products that need to be replaced more frequently.</p>	<p>SAFETY/DURABILITY</p> <p>RESISTANT TO ACID</p>	<p>SAFETY/DURABILITY</p> <p>WATER PROOF</p> <p>Tile is very compact and impervious therefore doesn't absorb. With tile you'll never have to worry about water.</p>	<p>SAFETY/DURABILITY</p> <p>FIRE PROOF</p> <p>Tile doesn't burn, melt or give off toxic fumes when exposed to fire.</p>
<p>HEALTH</p> <p>PREVENT BACTERIA GROWTH</p> <p>Tile is completely inhospitable to bacteria. That means no mold or mildew, and a healthier home for you.</p>	<p>HEALTH</p> <p>ZERO ALLERGENES</p> <p>Tile is both hard and impervious therefore inhospitable to dust mites, bacteria, fungi, mold and other irritants.</p>	<p>HEALTH</p> <p>ZERO SMOKE DEVELOPMENT</p> <p>Tile never gives off toxic fumes, even when exposed to fire.</p>	<p>SAFETY/DURABILITY</p> <p>DOESN'T BEND</p> <p>Tile is hard and compact.</p>	<p>SAFETY/DURABILITY</p> <p>PET FRIENDLY</p> <p>Tile is both dog and cat scratch proof.</p>	<p>SAFETY/DURABILITY</p> <p>RESISTANT TO FROST</p> <p>Tile is snow and ice proof.</p>
<p>HEALTH</p> <p>ZERO FORMALDEHYDE</p> <p>Formaldehyde is known to lead to an increased incidence of asthma. Tile has zero formaldehyde.</p>	<p>HEALTH</p> <p>ZERO PVC ZERO VOC</p> <p>Tile is completely PVC and VOC (volatile organic compound) free that means a healthier home for you.</p>	<p>HEALTH</p> <p>PLASTIC FREE</p> <p>Tiles are free from any PBM (Plastic Base Material) materials used in vinyl and LVT.</p>	<p>EASY CARE</p> <p>STAIN RESISTANCE</p>	<p>EASY CARE</p> <p>EASY TO KEEP CLEAN</p>	<p>VERSATILITY</p> <p>FLOOR AND WALL</p> <p>Tile is ideal for both floor and wall application indoor and outdoor.</p>

PORCELAIN TILE - Rectified Monocaliber

MATT FINISH

BLUE PEONY



Available sizes



24"x48"
MATT
± 0.35" / 9 mm

Color shading



RED LILY



Available sizes



24"x48"
MATT
± 0.35"

Color shading



SKETCH JUNGLE



Available sizes



24"x48"
MATT
± 0.35"

Color shading



GREEN GINKGO



Available sizes



24"x48"
MATT
± 0.35"


Color shading



AUTUMN LEAF



Available sizes



24"x48"
MATT
± 0.35"

Color shading



MATT FINISH


blue peony




TRUE
Elegant Walnut




FEELING
Chestnut




EXPLORE
Star Grey




ATTITUDE
Simply Grey



MADE.IN
Liberty Black



FRAME
Minimalist Greige



CHARME
Graphite Dark

red lily




EMOTION
Happy Walnut




FEELING
Old Maple




FRAME
Neoclassic Beige




MASTERPLAN
Precious Ivory



ATTITUDE
Calm Brown



VISION
Resina Moka



CHARME
Brown Frappuccino

sketch jungle



FEELING
Oak




EMOTION
Soft Dark



FRAME
Expressive Taupe



MASTERPLAN
International White



MADE.IN
Vision Grey



JOURNEY
Cozy Beige




VISION
Dove



VISION
Taupe


green ginkgo




TRUE
Contemporary White



SPIRIT
Classic Wenge



MASTERPLAN
Fashion Black



ATTITUDE
Gray



GLOBE
Barage Gold



FRAME
Neoclassic Beige



VISION
Pearl



MADE.IN
Passion Silver


autumn leaf



EMOTION
Relax Beige



FEELING
Honey



MASTERPLAN
Cosmopolitan Ash



FRAME
Rationalist Dark




SOUL
White Cotton



ATTITUDE
Light White



CHARME EVO
Calacatta Black



MILESTONE
North White

blue peony



MAPEI

- 01 Alabaster
- 38 Avalanche
- 77 Frost

LATICRETE

- 90 Light Pewter
-
-

red lily



MAPEI

- 38 Avalanche
- 110 Manhattan 2000
- 93 Warm Gray
- 77 Frost

LATICRETE

-
-
- 89 Smoke Grey

sketch jungle



MAPEI

- 00 White
- 38 Avalanche
- 77 Frost

LATICRETE

- 44 Bright White
-
-

green ginkgo



MAPEI

- 77 Frost
- 93 Warm Gray
- 00 White

LATICRETE

-
- 89 Smoke Grey
- 44 Bright White

autumn leaf



MAPEI

- 38 Avalanche
- 77 Frost
- 93 Warm Gray
- 01 Alabaster
- 14 Bisquit

LATICRETE

- 90 Light Pewter
-
- 89 Smoke Grey
- 90 Light Pewter
- 17 Marble Beige

RECOMMENDED USE

Deco World XL is recommended for indoor floors, walls, counter-tops, and outdoor walls in residential applications and for indoor and outdoor wall application in commercial settings. The use of Deco World XL is not recommended for outdoor floors. Landmark recommends an offset no greater than 30%, if a staggered pattern is required for tiles of 20" inches or longer. Landmark recommends the use of leveler for a proper installation.

CARE AND MAINTENANCE

Do not apply any wax or sealer to the product after installation. Regular cleaning is the best way to keep tiles looking good. Use clean, hot water (add household cleaner for more aggressive cleaning). Rinse thoroughly and dry with a soft cloth to prevent water spots. Please visit lcusa.com. For further information regarding the care and maintenance of Landmark products.

WARRANTY

Landmark guarantees that its products will meet or exceed the performance specifications set out in ANSI A137.1- 2012 and in the performance specifications section of the Landmark general catalog. For more information, please visit our website at lcusa.com.



The color of tiles printed in this catalog may differ from actual tiles. Tile color reproductions in this catalog are representative only. Slight tone and shade variations are inherent in porcelain tiles. Before selecting a color, we recommend that you contact your local representative, who will provide you with a sample piece of the requested tile.

This porcelain tile product is manufactured with a V2 shade variation. Remember that the amount of color as well as the texture of each piece may vary from tile to tile. Inspect the product immediately upon delivery and select tiles from many boxes during installation to minimize and blend any possible color difference.

Color Shading



PHYSICAL PROPERTIES	TEST ASTM	NORTH AMERICAN STANDARD A137.1*	RESULTS
Water absorption *	C373	≤ 0.5%	COMPLY WITH ANSI A137.1
Resistance to freeze/thaw cycling *	C1026	As reported	RESISTANT
Resistance to thermal shock	C484	As reported	RESISTANT
Warpage (edge)	C485	Warpage ± 0.4% or ± 0.05 in	COMPLY WITH ANSI A137.1
Warpage (diagonal)	C485	Warpage ± 0.4% or ± 0.07 in	COMPLY WITH ANSI A137.1
Wedging	C502	± 0.25% or ± 0.03 in	COMPLY WITH ANSI A137.1
Chemical resistance	C650	As reported	UNAFFECTED
Resistance to stain	C1378	As reported	UNAFFECTED
Breaking strength	C648	250 lbf or greater	COMPLY WITH ANSI A137.1
Thickness	C499	Range: 0.04 in	COMPLY WITH ANSI A137.1

* Average values referred to our production and related to the matt finish of the product.

** As far as values relating to the matt finish of the product and to tests carried out by certified external laboratories whose results are available upon request at Headoffice, we are willing to check the lot you are interested in purchasing.

- Be sure to use tiles belonging to the same caliber.
- Test results are available upon request. Those results are based on tests performed in the Landmark laboratory, or by other accredited third parties laboratories over the past months and represent by no means performance guarantee.
- Landmark tiles can be slippery when wet. We recommend to make sure that the surface is always dry.
- The information provided can be subject to change. Please refer to one of our websites (lcusa.com or outdoor.landmarkceramics.com) for the latest, most accurate and up-to-date information.





Landmark Ceramics - UST, Inc.

1427 N. Main Street
Mount Pleasant, TN 38474

Tel. 931.325.5700

www.lcusa.com

LEARN MORE ABOUT

