



One of a kind.

# BEEHIVE SERIES

Extruded Clay Pavers

**Inspired One-Of-A-Kind Color Palettes**

**Flashed In Beehive Kilns**


**Minimize Maintenance, Maximize Complements**

**Low Water Absorption**


**High Compressive Strength**

# BEEHIVE SERIES


Extruded Clay Pavers



**470-479 Dark Range\***



**470-479 Light Range\***




**470-479 Medium Range\***



**Ebony Black\***



**Madrid Blend**



**Pawnee**



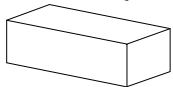
**Pawnee Red**

Our Beehive Series has been popular among landscape architects and designers for years due to its unique appearance and distinctive colors that only The Belden Brick Company can achieve in our beehive kilns. Designed to minimize maintenance and maximize complements, these Belden Clay Pavers are famous for banding, borders, and inlay accents in paver designs.

Rectangles aren't the only shapes available in our Belden Clay Pavers. For Beehive Series Pavers that are available in standard, standard 8 x 8, and standard plank paver sizes, create random pattern possibilities that further add to your look and design customization.



3-5/8 x 1-1/8 x 7-5/8"  
**Split Pavers**



3-5/8 x 2-1/4 x 7-5/8"  
**Modular Pavers**



4 x 2-1/4 x 8"  
**Standard Pavers**



8 x 2-1/4 x 8"  
**Standard 8 x 8 Pavers**



4 x 2-1/4 x 12"  
**Standard Plank Pavers**

\*Available in Split Pavers.

Beehive Series Pavers comply with ASTM C902, Class SX, Type I, Application PS, and/or ASTM C1272, Type R, Application PS.

Due to variations in printing, color and texture may vary from the actual product. Final selection should always be based on an existing product sample.

330-456-0031 | *The Standard of Comparison Since 1885*

**BELDEN**  
THE BELDEN BRICK COMPANY

Discover more at [www.beldenbrick.com](http://www.beldenbrick.com)