



Hydrologic balance.

PERMEABLE SERIES

Permeable Clay Pavers

Pedestrian Friendly Storm Water Management

Provides Aesthetic Quality, Strength, And Durability


Available in Extruded And Molded

Can Be Set Mechanically

Strategic Component For Sustainable Design

PERMEABLE SERIES


Extruded Clay Pavers



Admiral Full Range



Admiral Red



Carbon Black



Claret Clear



Claret Full Range



Landmark



Lighthouse



Nutmeg Clear



Nutmeg Full Range



Regimental Full Range



Regimental Red



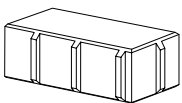
Sienna Blend



Wheatfield

Permeable clay pavers help reestablish a more natural hydrologic balance and reduce runoff volume by trapping and slowly releasing precipitation into the ground instead of allowing it to flow into storm drains and out to receiving waters as effluent. They meet ADA standards and qualify for additional LEED Certification categories of Sustainable Sites, Water Efficiency, and Materials and Resources, depending on the design strategies.

Manufactured with geometric perimeter lugs to increase pore area and designed to handle the harshest weather events. Like our City Line Series, Belden Permeable Series Pavers can also be laid mechanically or by hand.



Jumbo Permeable Paver
4 x 2-3/4 x 8"

Permeable Series Pavers comply with ASTM C902, Class SX, Type I, Application PX, and/or ASTM C1272, Type(s) R or F, Application PX.

Due to variations in printing, color and texture may vary from the actual product. Final selection should always be based on an existing product sample.

330-456-0031 | *The Standard of Comparison Since 1885*

BELDEN
THE BELDEN BRICK COMPANY

Discover more at www.beldenbrick.com