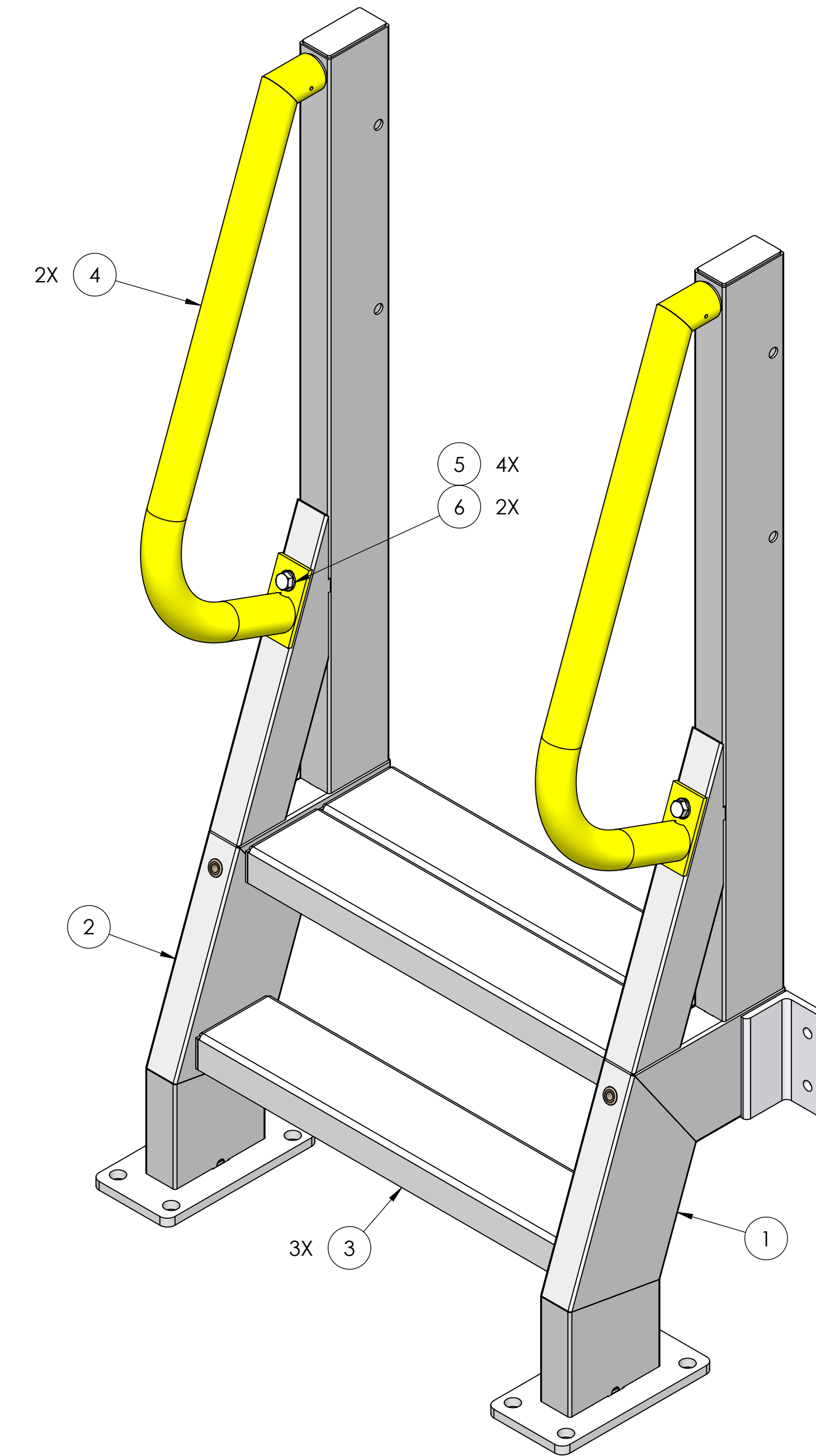



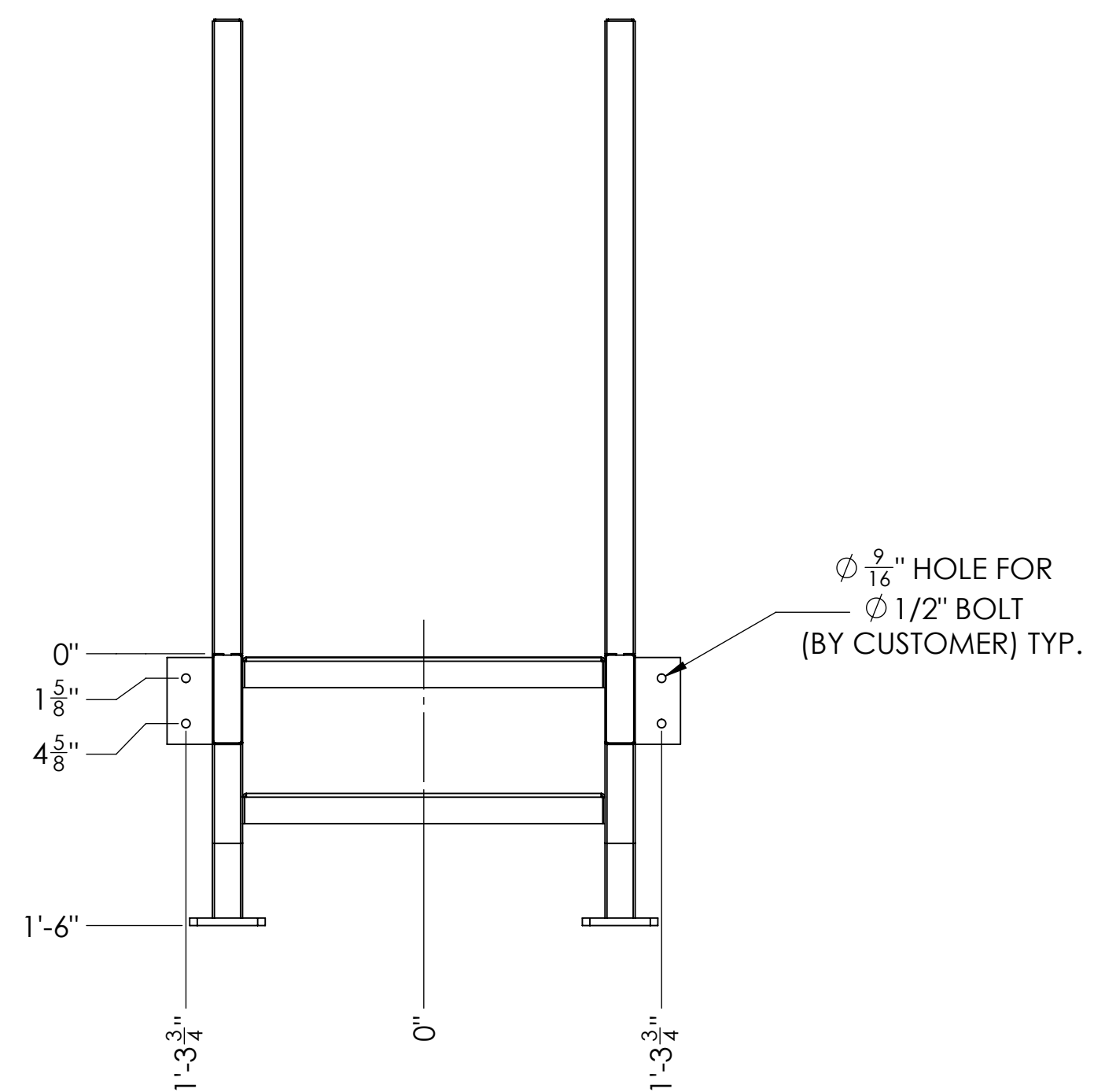
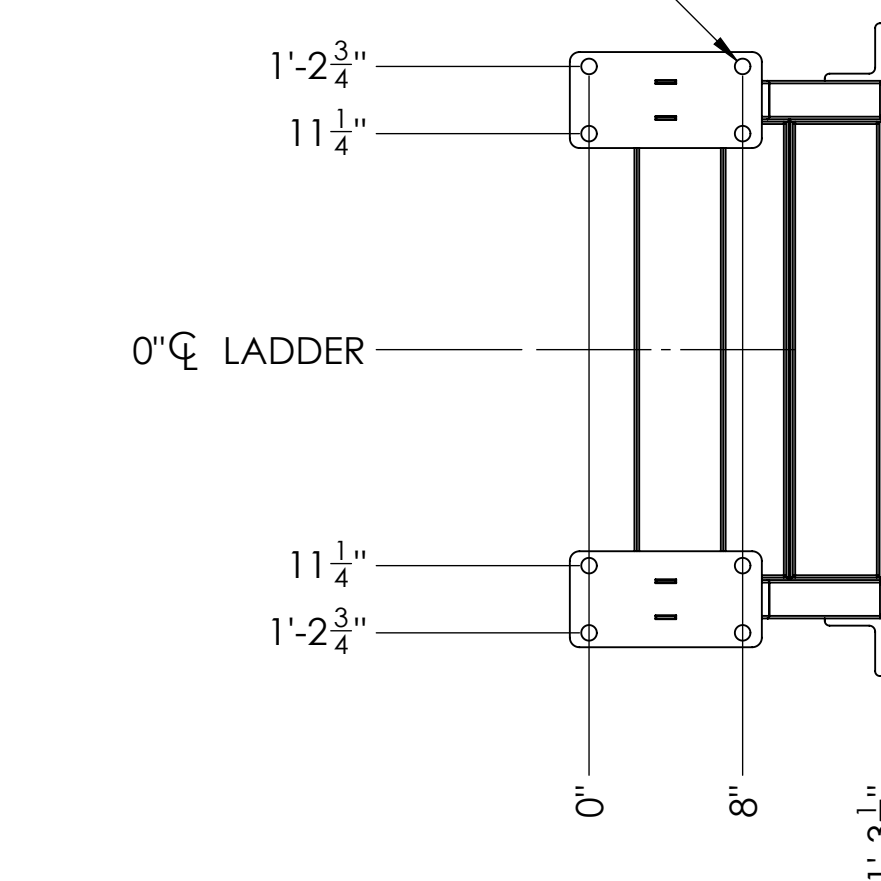
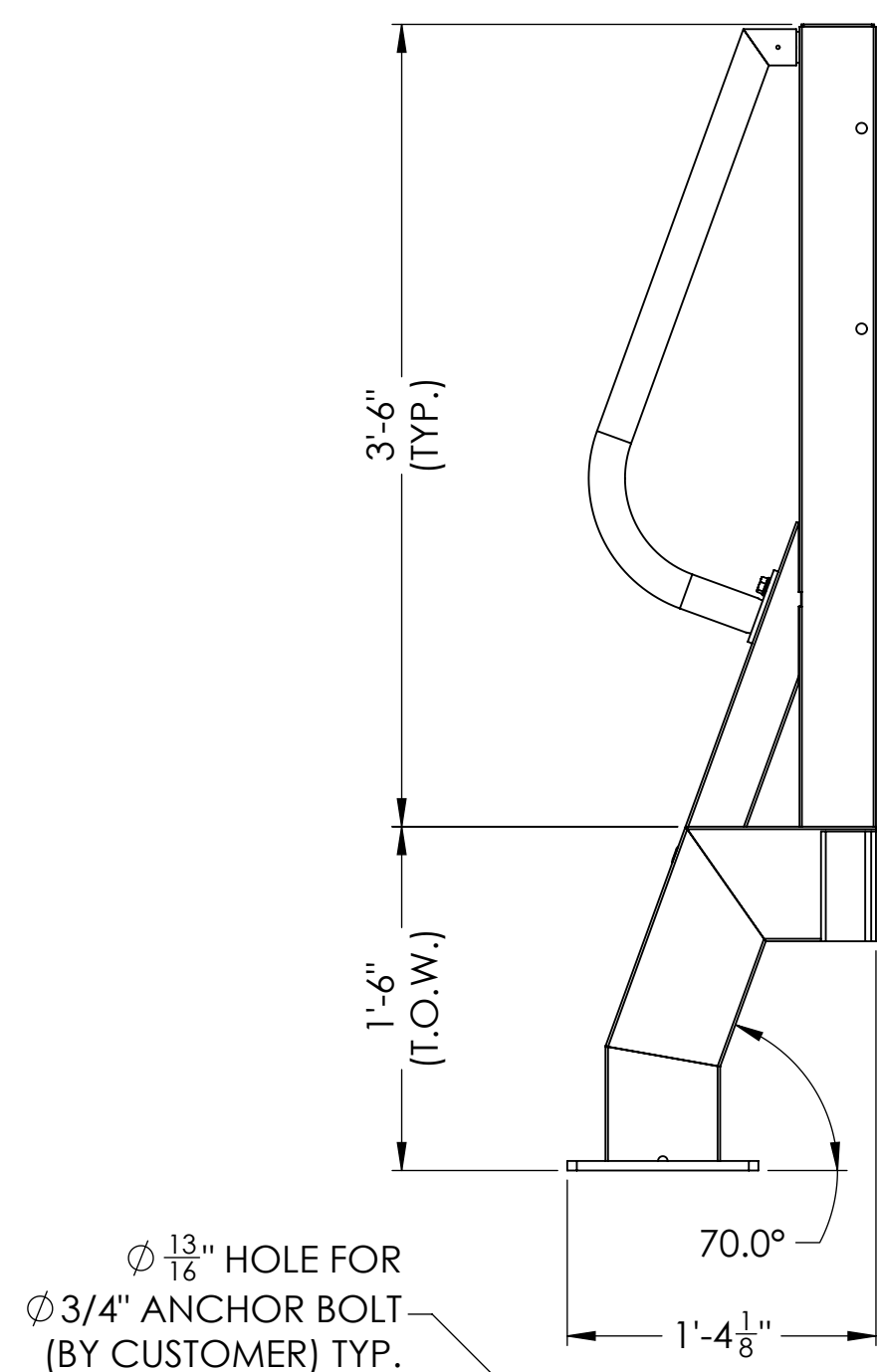
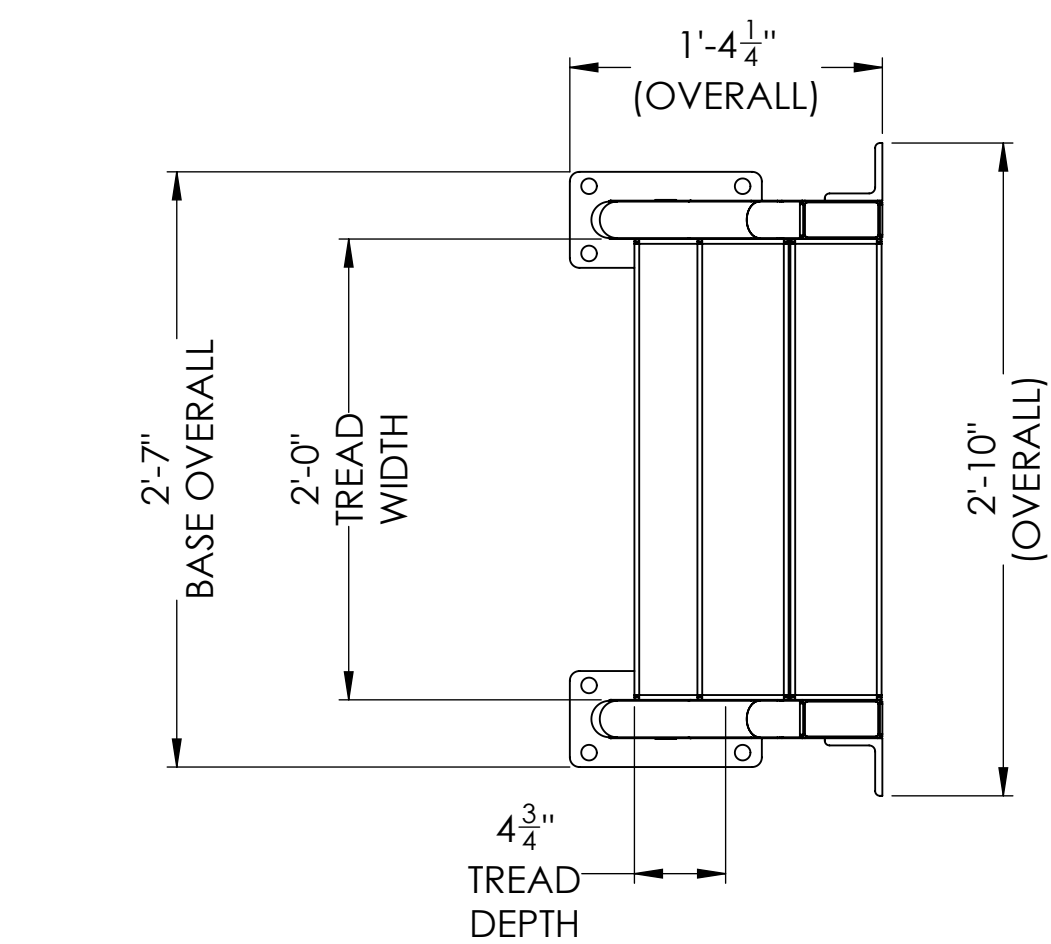
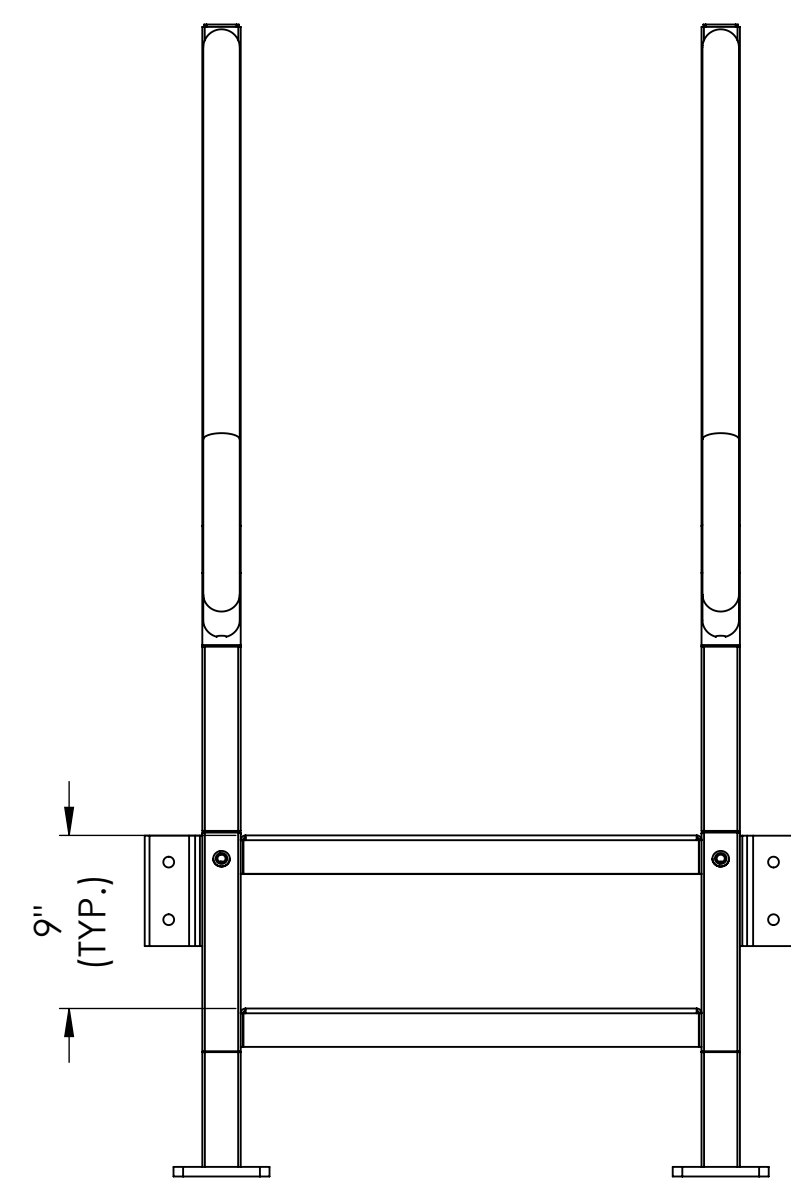
BOM Table			
MINOR MARK	QTY	PartName	ABAS
1	1	ES-SL-AL-2S-18TOW-LADDER-RH-W	169225
2	1	ES-SL-AL-2S-18TOW-LADDER-LH-W	110911
3	3	M3 & RS STEP 24 WIDE-FLAT (M3,RS-C,RS-TR)	10870
4	2	ES-SL-AL-2S-18TOW-HANDRAIL-W	110840
5	4	AVK 1/2-13 INSERT STEEL TIN PLATED	10185
6	2	BOLT 1/2-13 X 1 1/2 SERRATED HEX, PLATED	10131
7	24	RIVET - 1/4"x1/2" GRIP AL	11143
8	2	PERFECTASTEP STEP LABEL6 - 1.625" X 20" (APPLIED ON PRODUCT)	52010



LIVE LOADS	WEIGHT(LBS)
HANDRAIL	200
LADDER	300

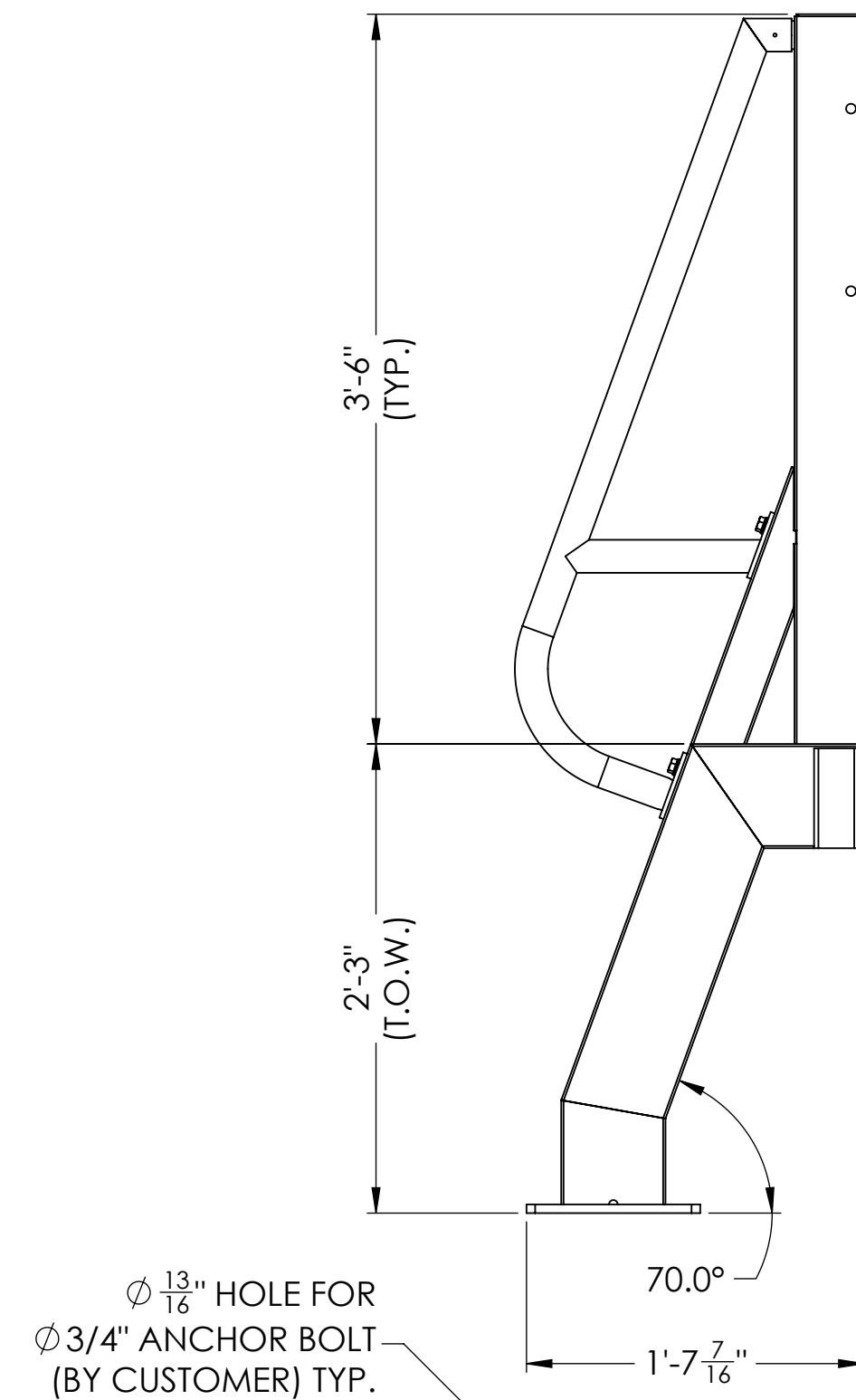
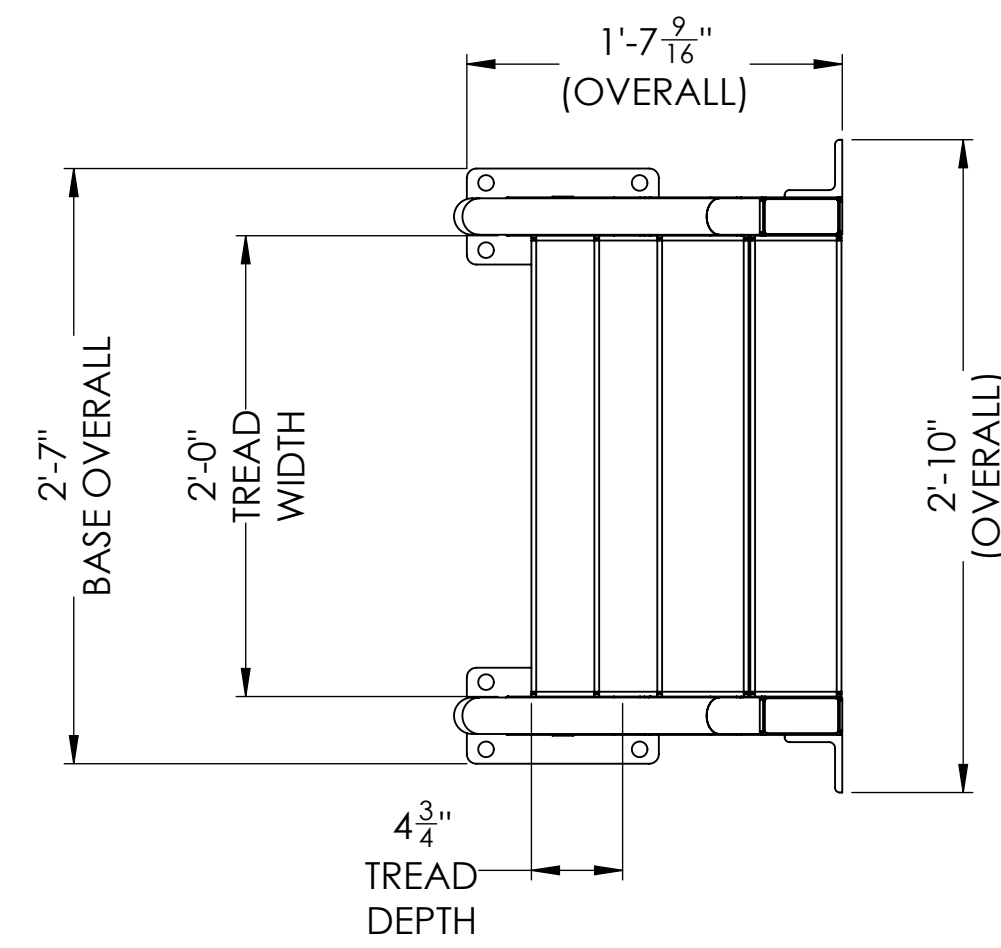
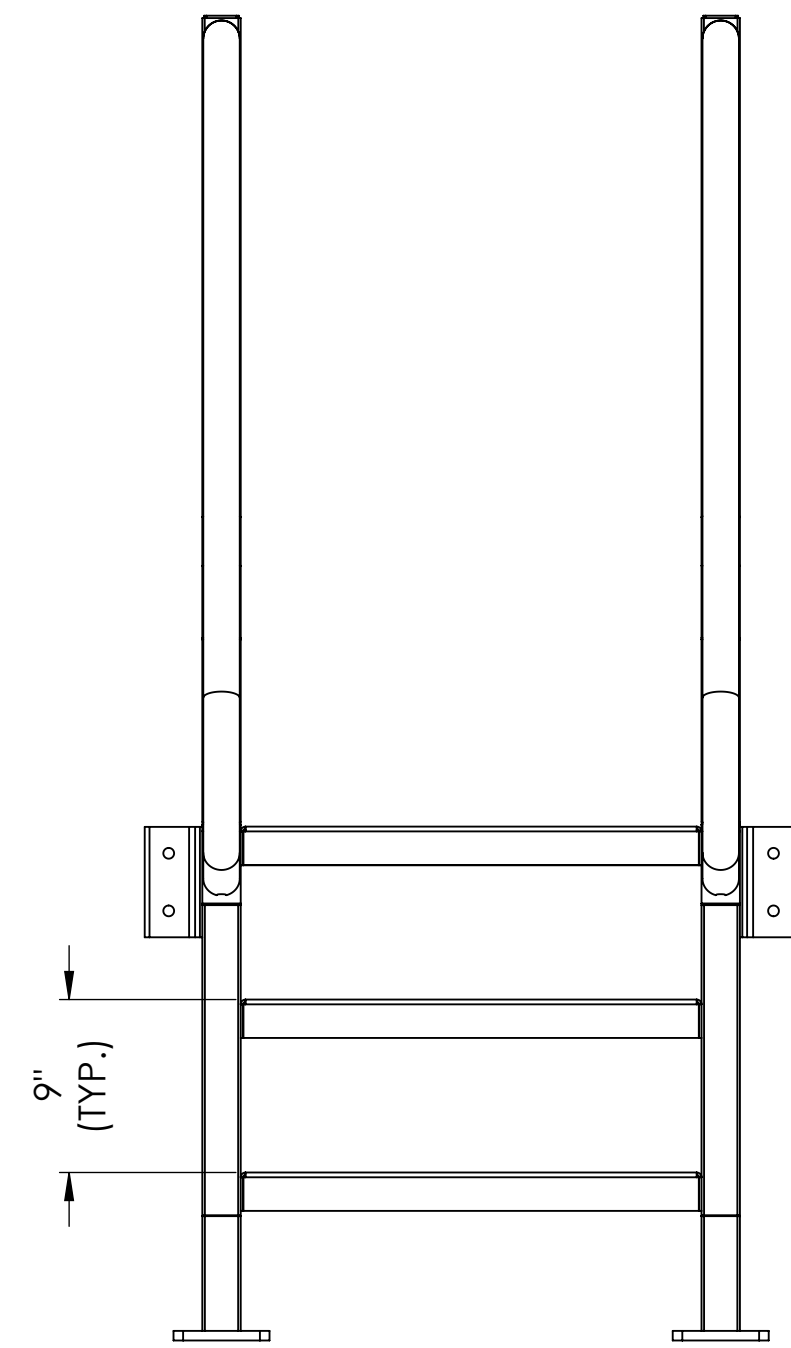
CUSTOMER IS RESPONSIBLE FOR PROVIDING ADEQUATE SUPPORT AND ANCHORING FOR NEW PERFECTASTEP EQUIPMENT

				DO NOT SCALE	TOLERANCES: UNLESS OTHERWISE SPECIFIED	PERFECTASTEP WELDING STANDARDS <small>SEAL WELD UNLESS OTHERWISE NOTED USE FILLETS LISTED BELOW UNLESS OTHERWISE NOTED</small>	ALL INFORMATION CONTAINED HEREIN IS CONFIDENTIAL AND PROPRIETARY AND MAY NOT BE DISCLOSED IN ANY FORM WITHOUT PRIOR WRITTEN CONSENT OF PERFECTASTEP		ES-SL-AL-2S-18TOW-LADDER-A	SHEET: 1 OF 2
				PROJECTION: THIRD ANGLE	LINEAR: X"-Y" = +1/16" X" = +1/32" .X = ±.1 .XX = ±.03 .XXX = ±.010 ANGULAR: +/- 1/2°	Material Thickness of Thinner Part Joined (inch) Minimum Fillet Size - S (inch) To 1/4" 1/8" Over 1/4" to 1/2" 3/16" Over 1/2" to 3/4" 1/4" Over 3/4" 5/16"			ABAS #: 110935	FINISH: PER BOM
A	UPDATED PER DD-23-0011	11/29/23	ESC					WWW.ERECTASTEP.COM 888-878-1839		DETAIL: ENG: SIZE: D
#	DESCRIPTION	DATE	BY							CHECK: DRAFT: REV: A

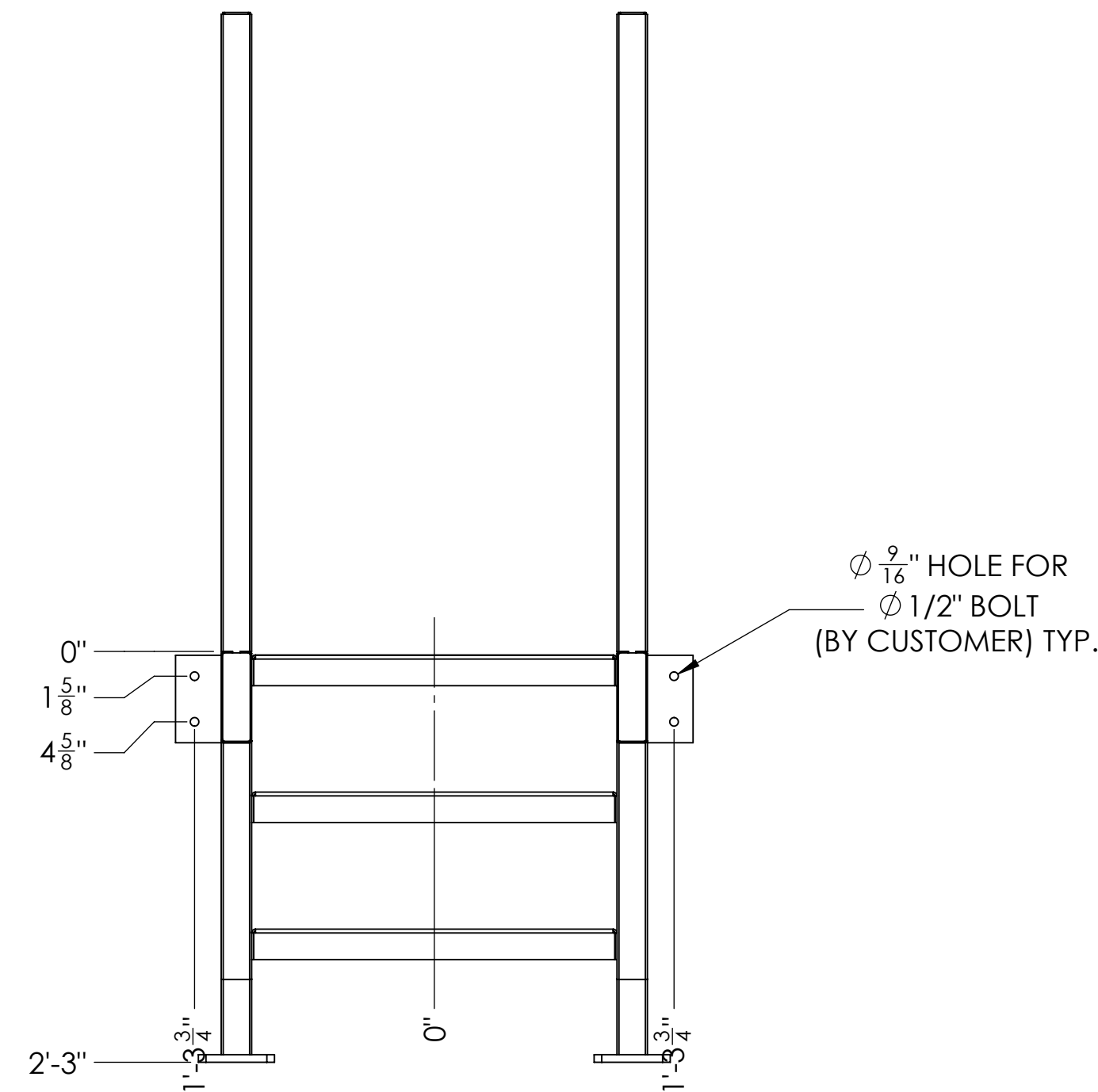
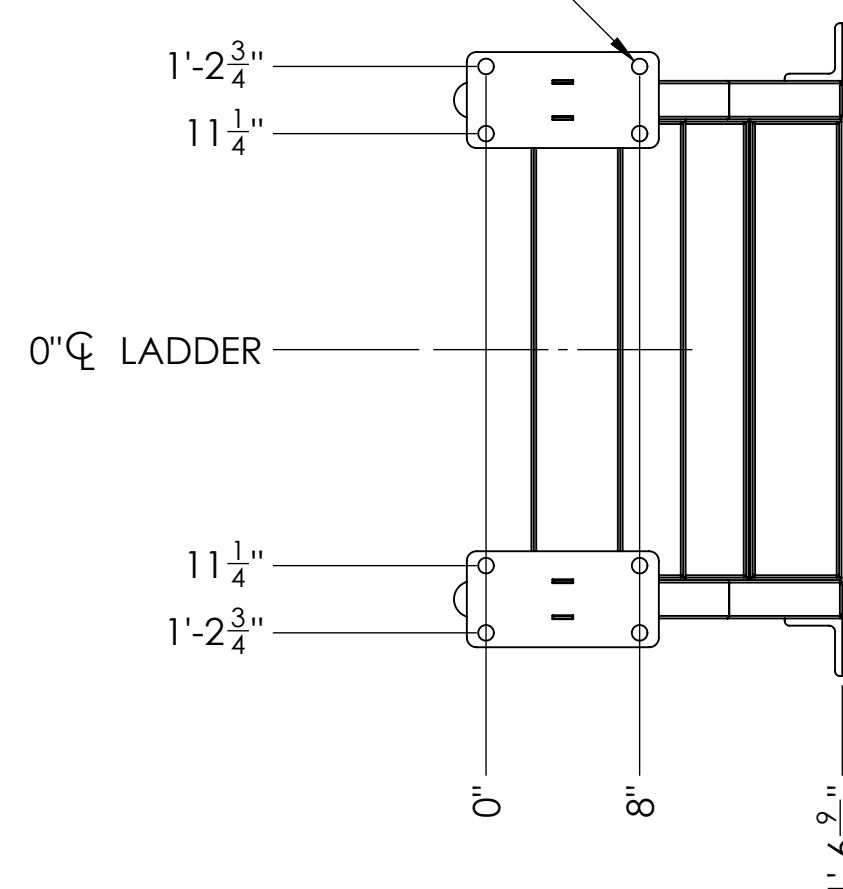


CUSTOMER IS RESPONSIBLE FOR PROVIDING ADEQUATE SUPPORT AND ANCHORING FOR NEW PERFECTSTEP EQUIPMENT

DO NOT SCALE PROJECTION: THIRD ANGLE TOLERANCES: UNLESS OTHERWISE SPECIFIED LINEAR: X"-Y" = +1/16" / -1/32" (X" = +1/16" / -1/32", .X = ±.1, .XX = ±.03, .XXX = ±.010) ANGULAR: +/- 1/2° PERFECTSTEP WELDING STANDARDS SEAL WELD UNLESS OTHERWISE NOTED USE FILLETS LISTED BELOW UNLESS OTHERWISE NOTED Material Thickness of Thinner Part Joined (inch) Minimum Fillet Size - S (inch) To 1/4" 1/8" Over 1/4" to 1/2" 3/16" Over 1/2" to 3/4" 1/4" Over 3/4" 5/16"				ALL INFORMATION CONTAINED HEREIN IS CONFIDENTIAL AND PROPRIETARY AND MAY NOT BE DISCLOSED IN ANY FORM WITHOUT PRIOR WRITTEN CONSENT OF PERFECTSTEP WWW.ERECTSTEP.COM 888-878-1839		ES-SL-AL-2S-18TOW-LADDER-A		SHEET: 2 OF 2			
						ABAS #: 110935		FINISH: PER BOM		SCALE: 1:10	
A UPDATED PER DD-23-0011		11/29/23		ESC		DETAIL:		ENG:		SIZE: D	
# DESCRIPTION		DATE		BY		CHECK:		DRAFT:		REV: A	



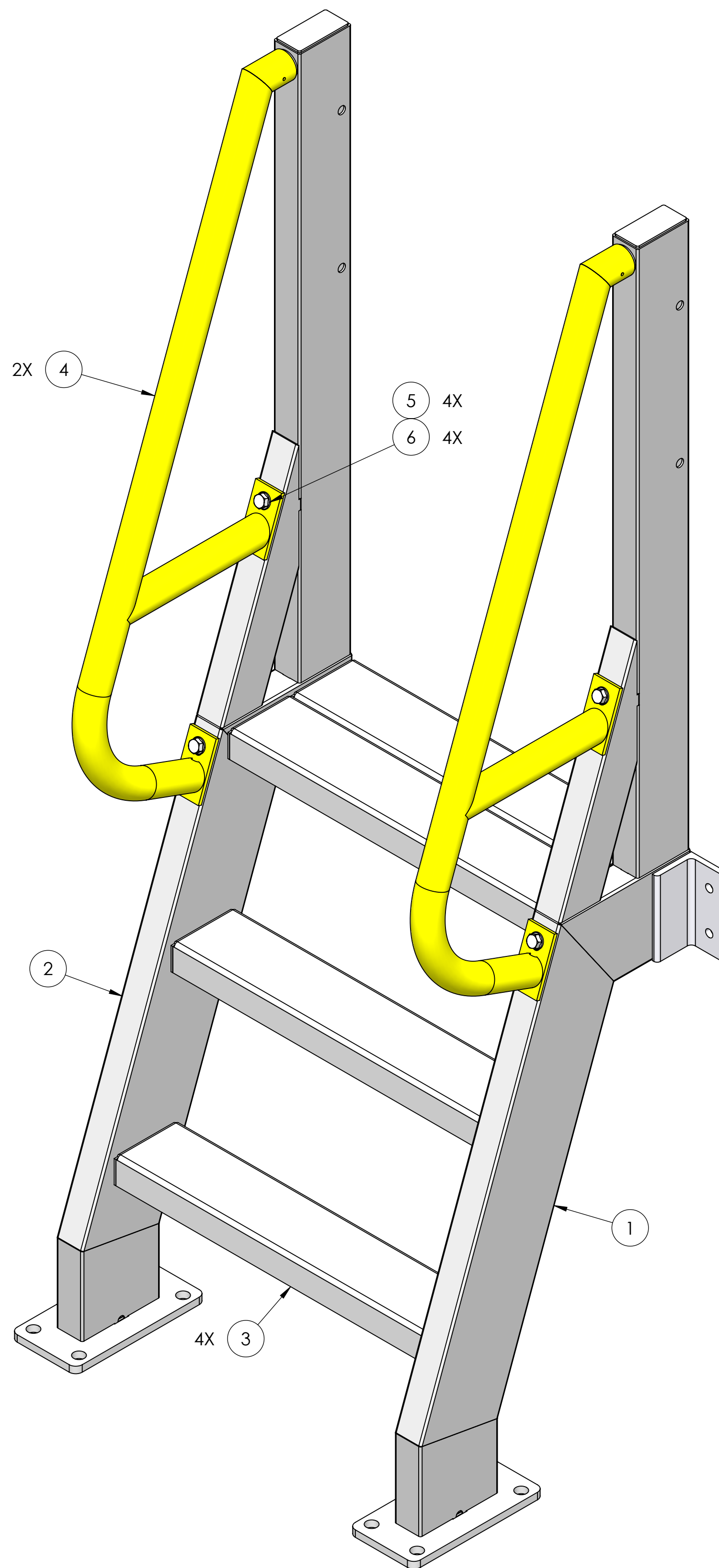
Ø 13/16" HOLE FOR
Ø 3/4" ANCHOR BOLT
(BY CUSTOMER) TYP.



CUSTOMER IS RESPONSIBLE FOR PROVIDING ADEQUATE SUPPORT AND ANCHORING FOR NEW PERFECTASTEP EQUIPMENT

				DO NOT SCALE	TOLERANCES: UNLESS OTHERWISE SPECIFIED	PERFECTASTEP WELDING STANDARDS SEAL WELD UNLESS OTHERWISE NOTED USE FILLETS LISTED BELOW UNLESS OTHERWISE NOTED	ALL INFORMATION CONTAINED HEREIN IS CONFIDENTIAL AND PROPRIETARY AND MAY NOT BE DISCLOSED IN ANY FORM WITHOUT PRIOR WRITTEN CONSENT OF PERFECTASTEP	ES-SL-AL-3S-27TOW-LADDER-A		SHEET: 2 OF 2
				PROJECTION: THIRD ANGLE	LINEAR: X"-Y" = +1/16" X" = +1/32" .X = ±.1 .XX = ±.03 .XXX = ±.010	Material Thickness of Thinner Part Joined (inch) Minimum Fillet Size - S (inch) To 1/4" 1/8" Over 1/4" to 1/2" 3/16" Over 1/2" to 3/4" 1/4" Over 3/4" 5/16"	WWW.ERECTASTEP.COM 888-878-1839	ABAS #: 110936	FINISH: PER BOM	SCALE: 1:10
A	UPDATED PER DD-23-0011	11/29/23	ESC							SIZE: D
#	DESCRIPTION	DATE	BY							REV: A

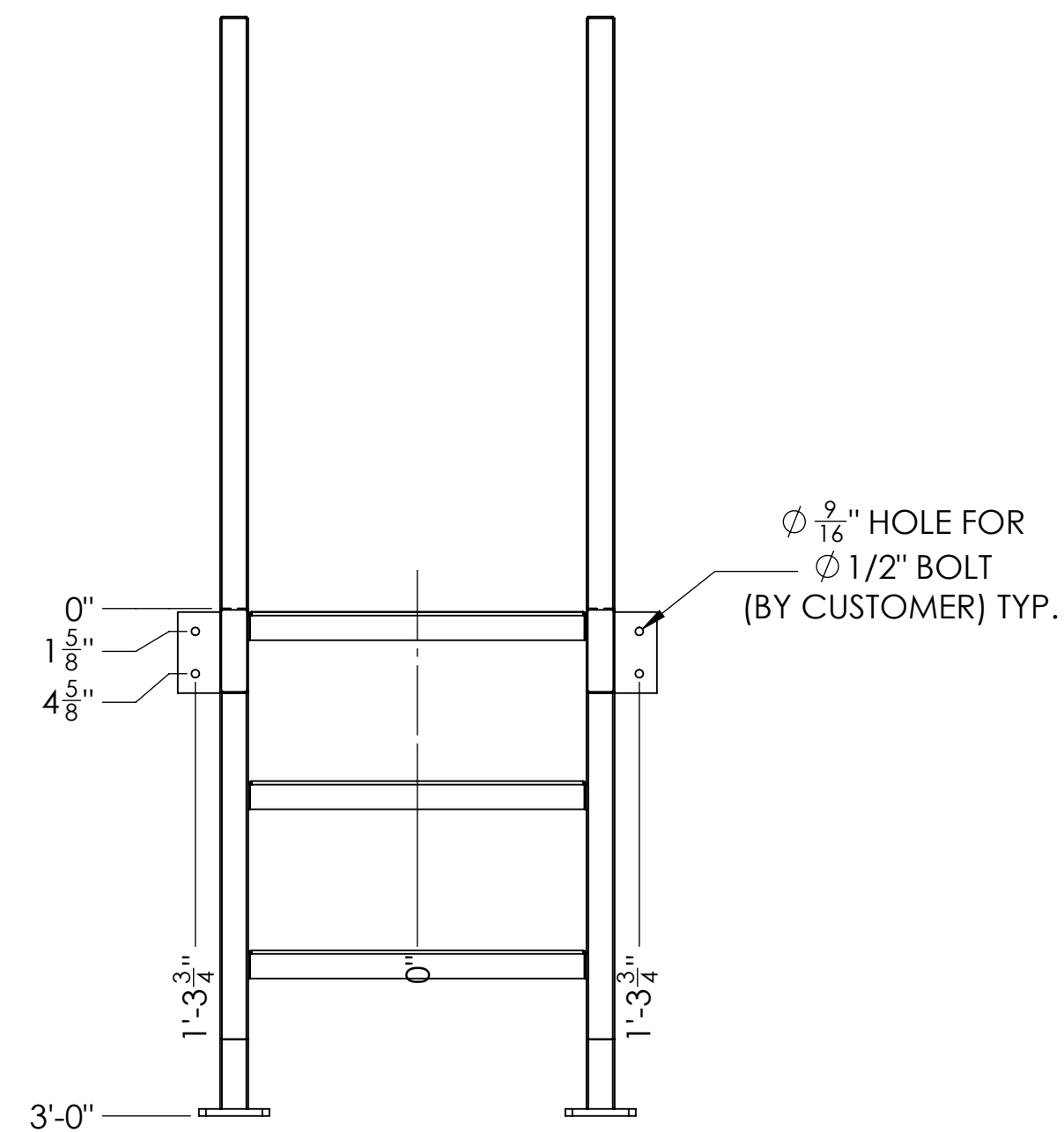
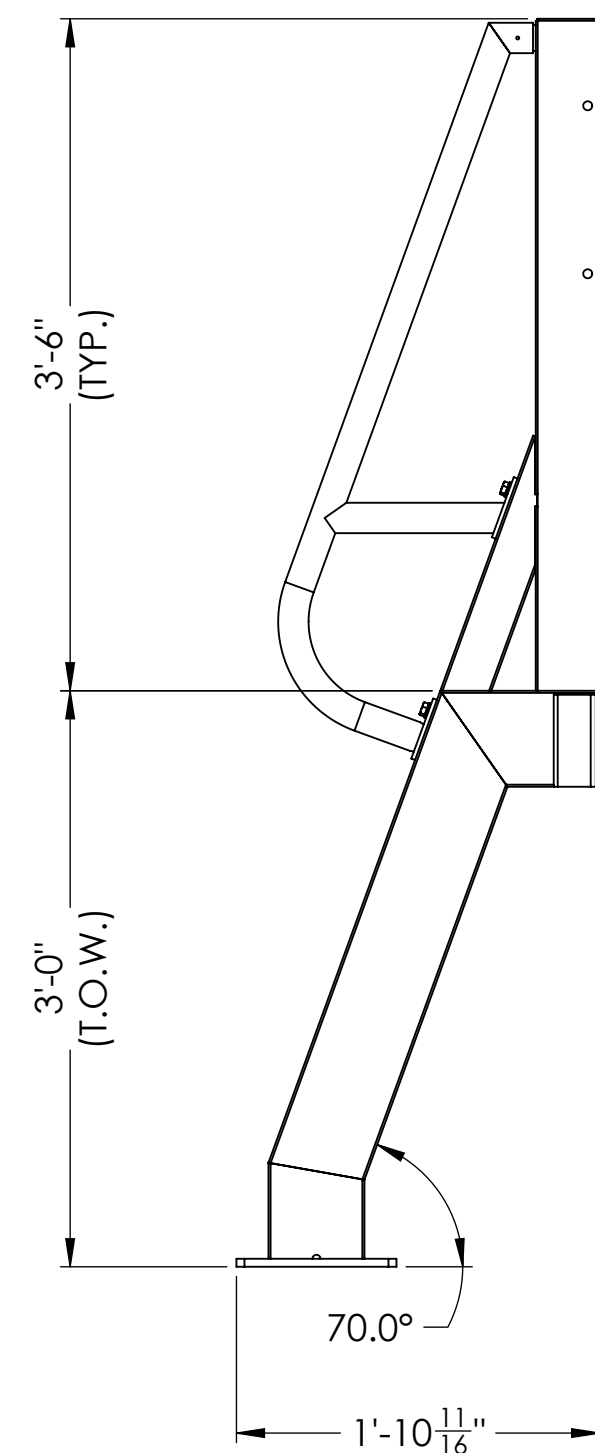
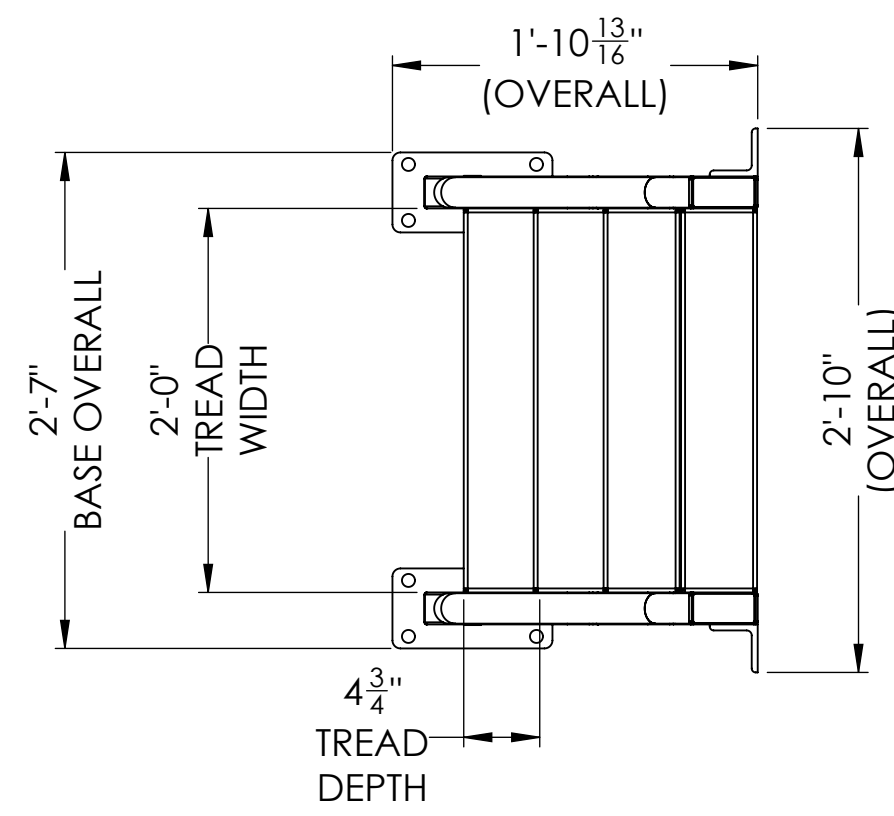
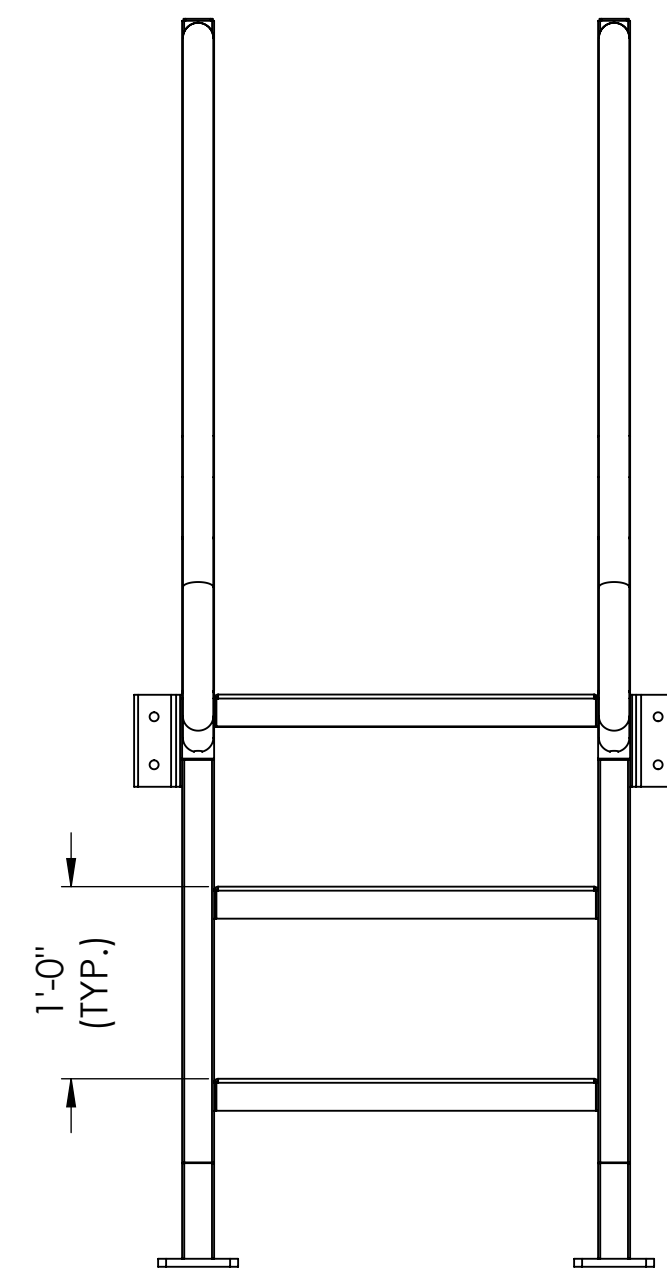
BOM Table			
MINOR MARK	QTY	PartName	ABAS
1	1	ES-SL-AL-3S-36TOW-LADDER-RH-W	169227
2	1	ES-SL-AL-3S-36TOW-LADDER-LH-W	110913
3	4	M3 & RS STEP 24 WIDE-FLAT (M3,RS-C,RS-TR)	10870
4	2	ES-SL-AL-3S-27-36TOW-HANDRAIL-W	110841
5	4	AVK 1/2-13 INSERT STEEL TIN PLATED	10185
6	4	BOLT 1/2-13 X 1 1/2 SERRATED HEX, PLATED	10131
7	32	RIVET - 1/4"x1/2" GRIP AL	11143
8	3	PERFECTASTEP STEP LABEL6 - 1.625" X 20" (APPLIED ON PRODUCT)	52010



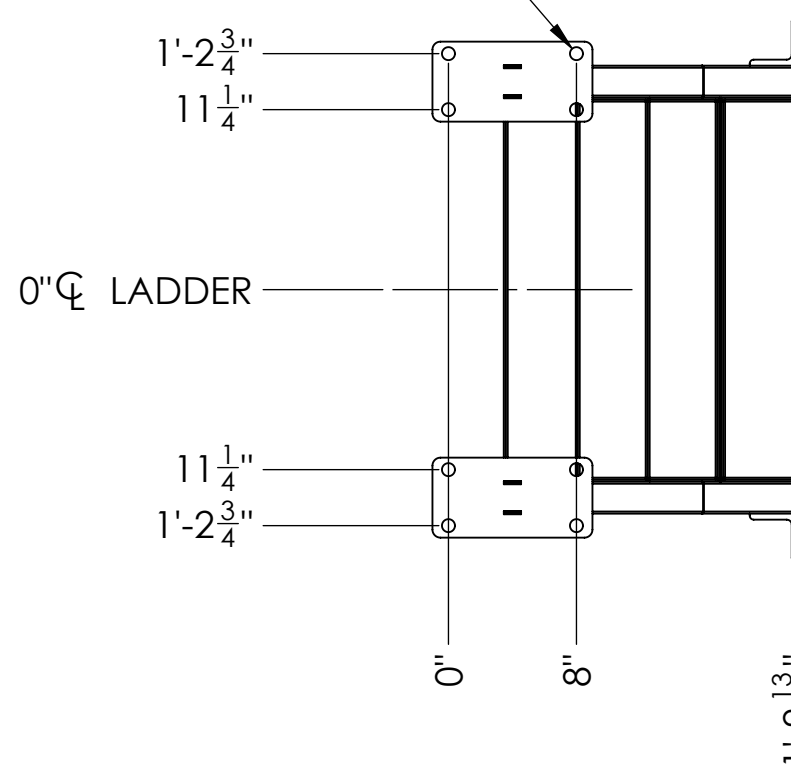
LIVE LOADS	WEIGHT(LBS)
HANDRAIL	200
LADDER	300

CUSTOMER IS RESPONSIBLE FOR PROVIDING ADEQUATE SUPPORT AND ANCHORING FOR NEW PERFECTASTEP EQUIPMENT

				DO NOT SCALE	TOLERANCES: UNLESS OTHERWISE SPECIFIED	PERFECTASTEP WELDING STANDARDS SEAL WELD UNLESS OTHERWISE NOTED USE FILLETS LISTED BELOW UNLESS OTHERWISE NOTED	ALL INFORMATION CONTAINED HEREIN IS CONFIDENTIAL AND PROPRIETARY AND MAY NOT BE DISCLOSED IN ANY FORM WITHOUT PRIOR WRITTEN CONSENT OF PERFECTASTEP	ES-SL-AL-3S-36TOW-LADDER-A		SHEET: 1 OF 2
				PROJECTION: THIRD ANGLE	LINEAR: X"-Y" = +1/16" X" = +1/32" .X = ±.1 .XX = ±.03 .XXX = ±.010	Material Thickness of Thinner Part Joined (inch) Minimum Fillet Size - S (inch) To 1/4" 1/8" Over 1/4" to 1/2" 3/16" Over 1/2" to 3/4" 1/4" Over 3/4" 5/16"	WWW.ERECTASTEP.COM 888-878-1839	ABAS #: 110937		SCALE: 1:5
A	UPDATED PER DD-23-0011	11/29/23	ESC					FINISH: PER BOM	DETAIL:	ENG:
#	DESCRIPTION	DATE	BY					CHECK:	DRAFT:	REV: A



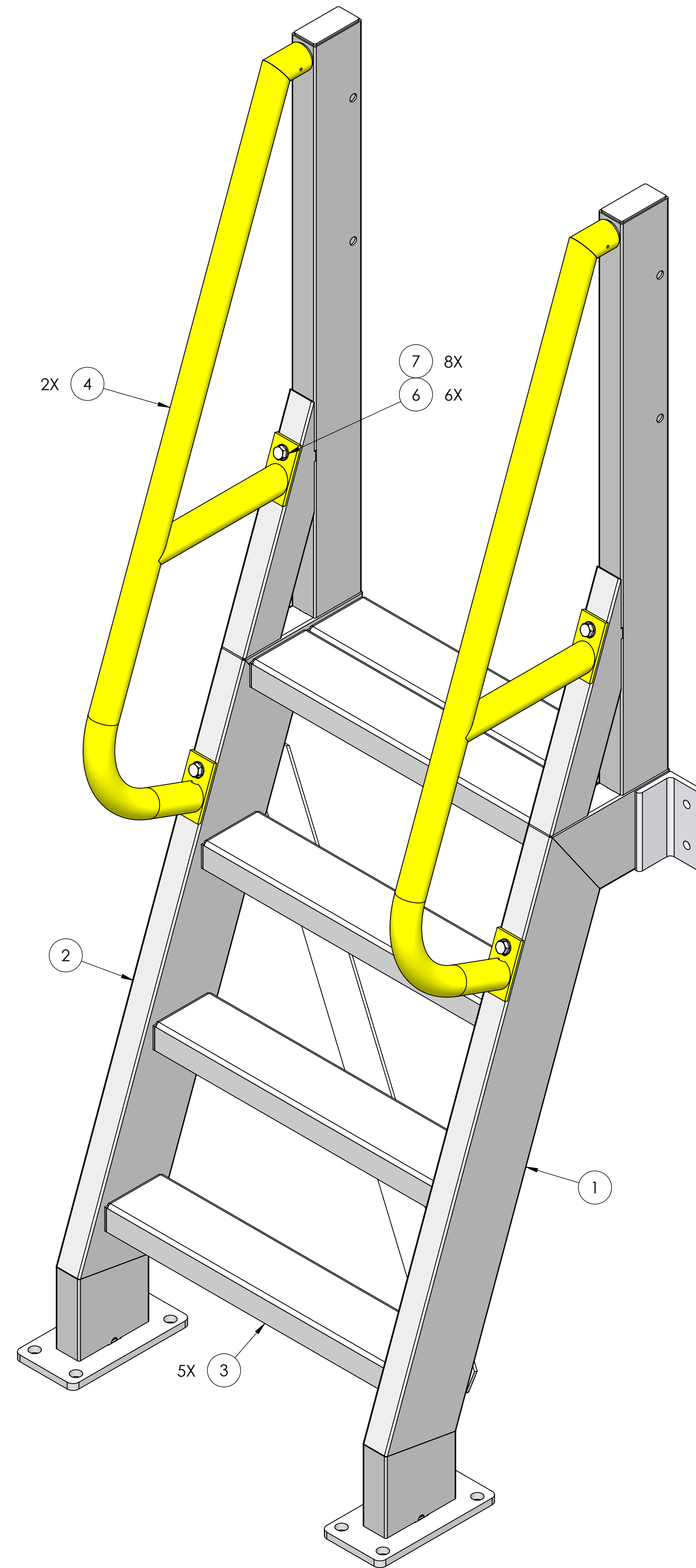
$\varnothing 13/16$ " HOLE FOR
 $\varnothing 3/4$ " ANCHOR BOLT
(BY CUSTOMER) TYP.



CUSTOMER IS RESPONSIBLE FOR PROVIDING ADEQUATE SUPPORT AND ANCHORING FOR NEW PERFECTSTEP EQUIPMENT

DO NOT SCALE PROJECTION: THIRD ANGLE TOLERANCES: UNLESS OTHERWISE SPECIFIED LINEAR: X"-Y" = $\pm 1/16$ " X" = $\pm 1/32$ " .X = $\pm .1$.XX = $\pm .03$.XXX = $\pm .010$ ANGULAR: $\pm 1/2^\circ$ PERFECTSTEP WELDING STANDARDS <small>SEAL WELD UNLESS OTHERWISE NOTED USE FILLETS LISTED BELOW UNLESS OTHERWISE NOTED</small> Material Thickness of Thinner Part Joined (inch) Minimum Fillet Size - S (inch) To 1/4" 1/8" Over 1/4" to 1/2" 3/16" Over 1/2" to 3/4" 1/4" Over 3/4" 5/16"				ALL INFORMATION CONTAINED HEREIN IS CONFIDENTIAL AND PROPRIETARY AND MAY NOT BE DISCLOSED IN ANY FORM WITHOUT PRIOR WRITTEN CONSENT OF PERFECTSTEP WWW.ERECTSTEP.COM 888-878-1839		ES-SL-AL-3S-36TOW-LADDER-A		SHEET: 2 OF 2	
						ABAS #: 110937		FINISH: PER BOM	
A UPDATED PER DD-23-0011		11/29/23 ESC		DETAIL: ENG:		SIZE: D			
# DESCRIPTION		DATE BY		CHECK: DRAFT:		REV: A			

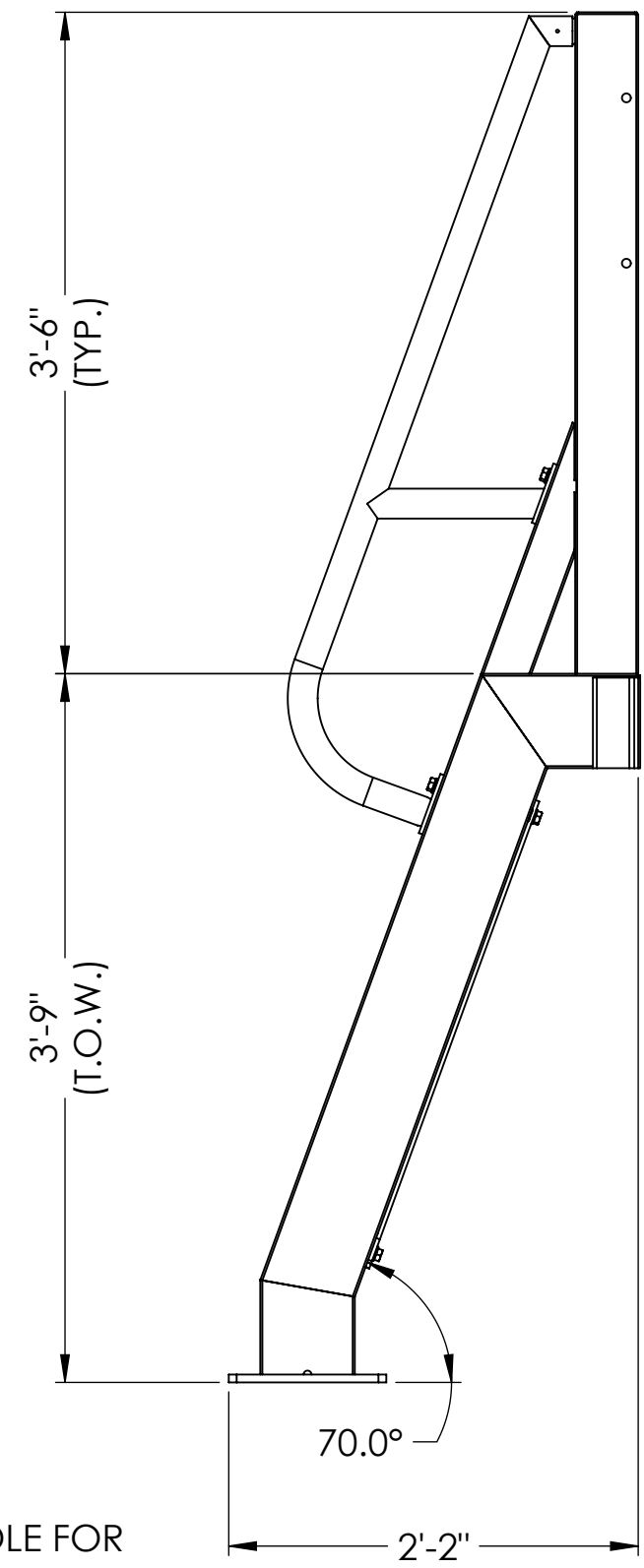
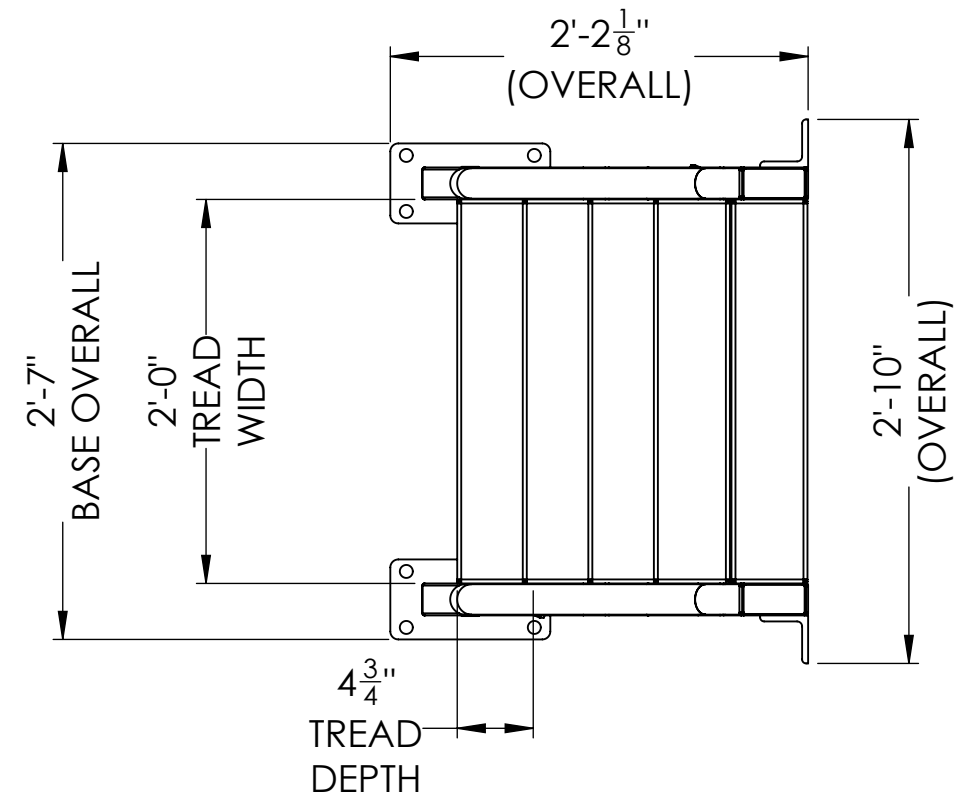
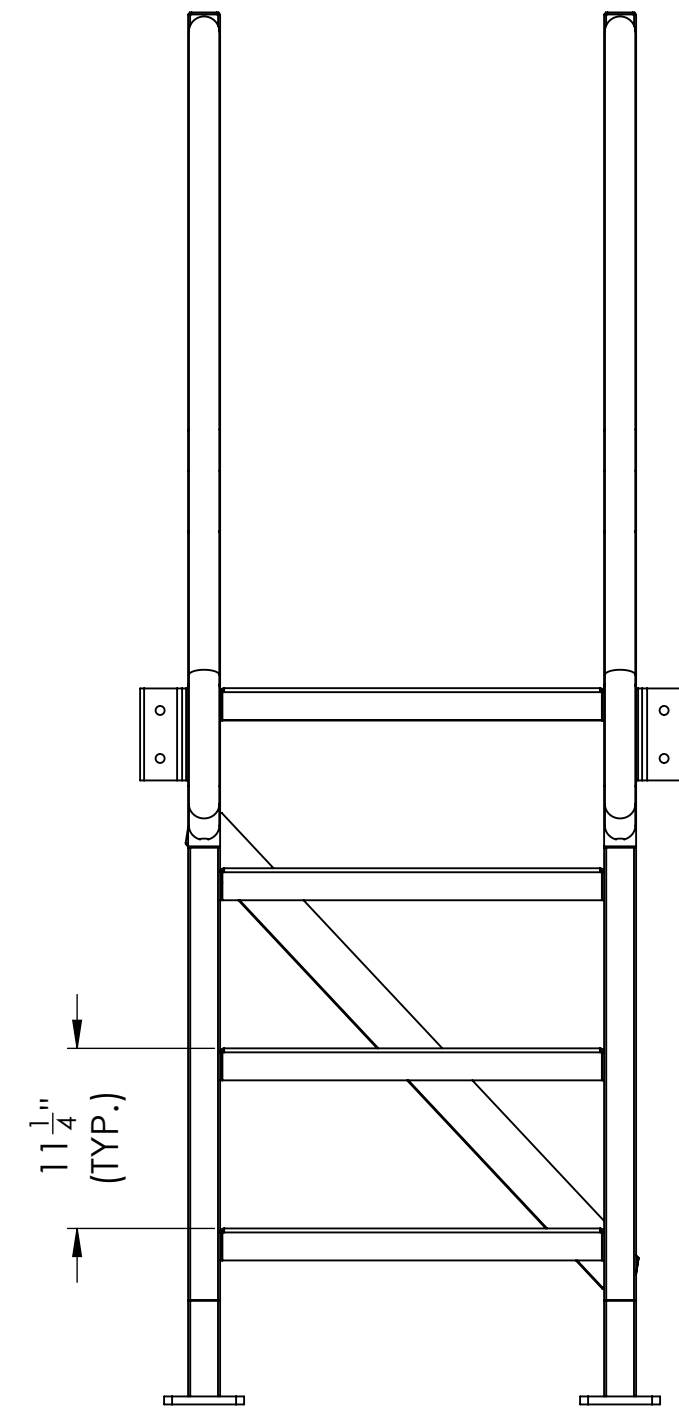
BOM Table			
MINOR MARK	QTY	PartName	ABAS
1	1	ES-SL-AL-4S-45TOW-LADDER-RH-W	169228
2	1	ES-SL-AL-4S-45TOW-LADDER-LH-W	110914
3	5	M3 & RS STEP 24 WIDE-FLAT (M3,RS-C,RS-TR)	10870
4	2	ES-SL-AL-4S-45TOW-HANDRAIL-W	110842
5	1	ES-STAIR-UNDERBRACE	54129
6	6	BOLT 1/2-13 X 1 1/2 SERRATED HEX, PLATED	10131
7	8	AVK 1/2-13 INSERT STEEL TIN PLATED	10185
8	40	RIVET - 1/4"x1/2" GRIP AL	11143
9	4	PERFECTASTEP STEP LABEL6 - 1.625" X 20" (APPLIED ON PRODUCT)	52010



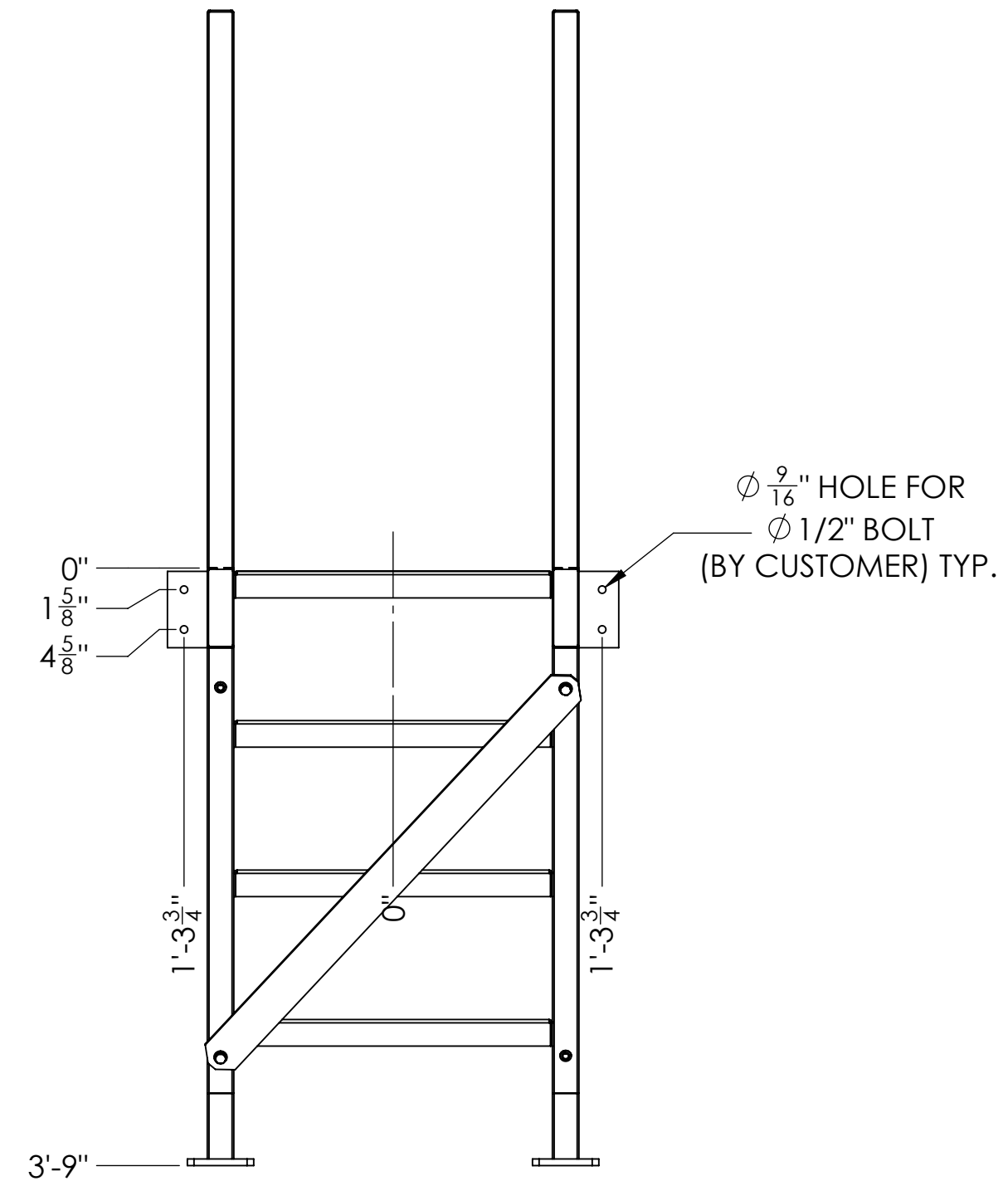
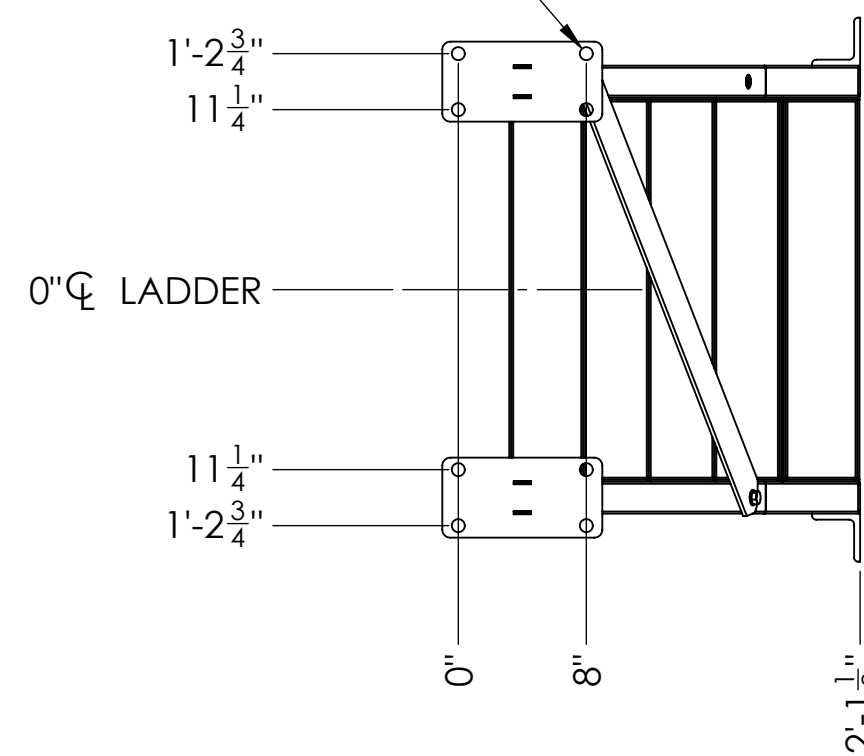
LIVE LOADS	WEIGHT(LBS)
HANDRAIL	200
LADDER	300

CUSTOMER IS RESPONSIBLE FOR PROVIDING ADEQUATE SUPPORT AND ANCHORING FOR NEW PERFECTASTEP EQUIPMENT

				DO NOT SCALE	TOLERANCES: UNLESS OTHERWISE SPECIFIED	PERFECTASTEP WELDING STANDARDS SEAL WELD UNLESS OTHERWISE NOTED USE FILLETS LISTED BELOW UNLESS OTHERWISE NOTED	ALL INFORMATION CONTAINED HEREIN IS CONFIDENTIAL AND PROPRIETARY AND MAY NOT BE DISCLOSED IN ANY FORM WITHOUT PRIOR WRITTEN CONSENT OF PERFECTASTEP	ES-SL-AL-4S-45TOW-LADDER-A		SHEET: 1 OF 2
				PROJECTION: THIRD ANGLE	LINEAR: X"-Y" = +1/16" X" = +1/32" .X = ±.1 .XX = ±.03 .XXX = ±.010	Material Thickness of Thinner Part Joined (inch) Minimum Fillet Size - S (inch) To 1/4" 1/8" Over 1/4" to 1/2" 3/16" Over 1/2" to 3/4" 1/4" Over 3/4" 5/16"	WWW.ERECTASTEP.COM 888-878-1839	ABAS #: 110938		SCALE: 1:5
A	UPDATED PER DD-23-0011	11/29/23	ESC					FINISH:	ALUM	SIZE: D
#	DESCRIPTION	DATE	BY					CHECK:	DRAFT:	REV: A

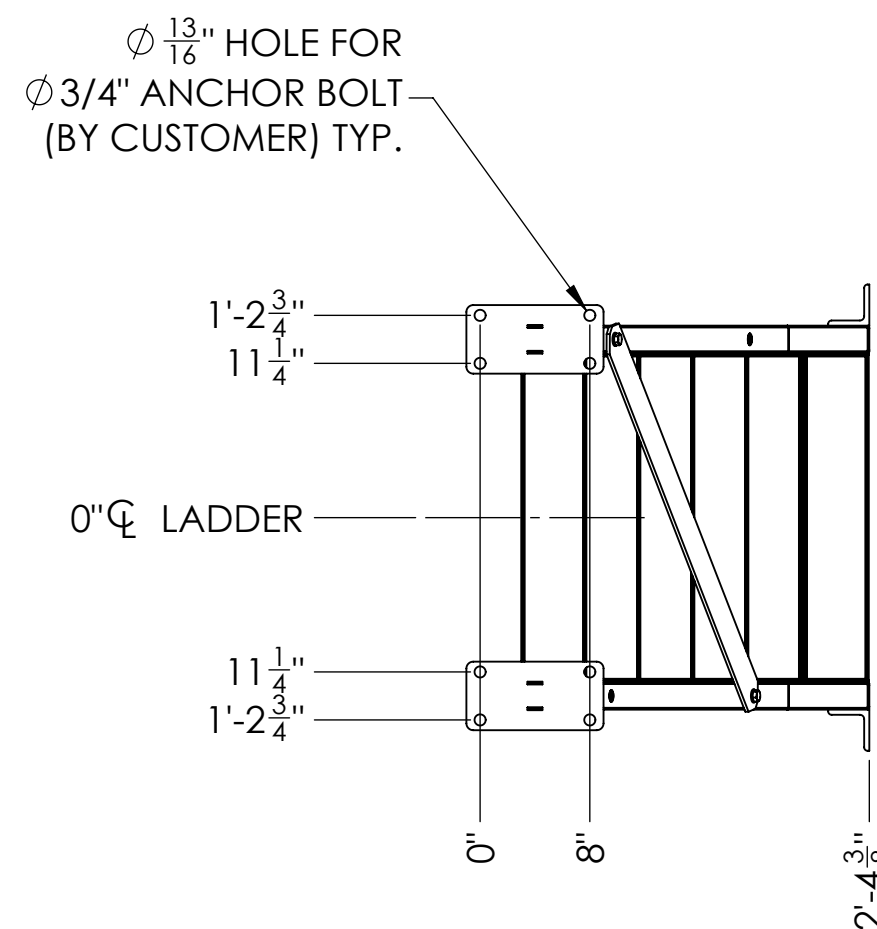
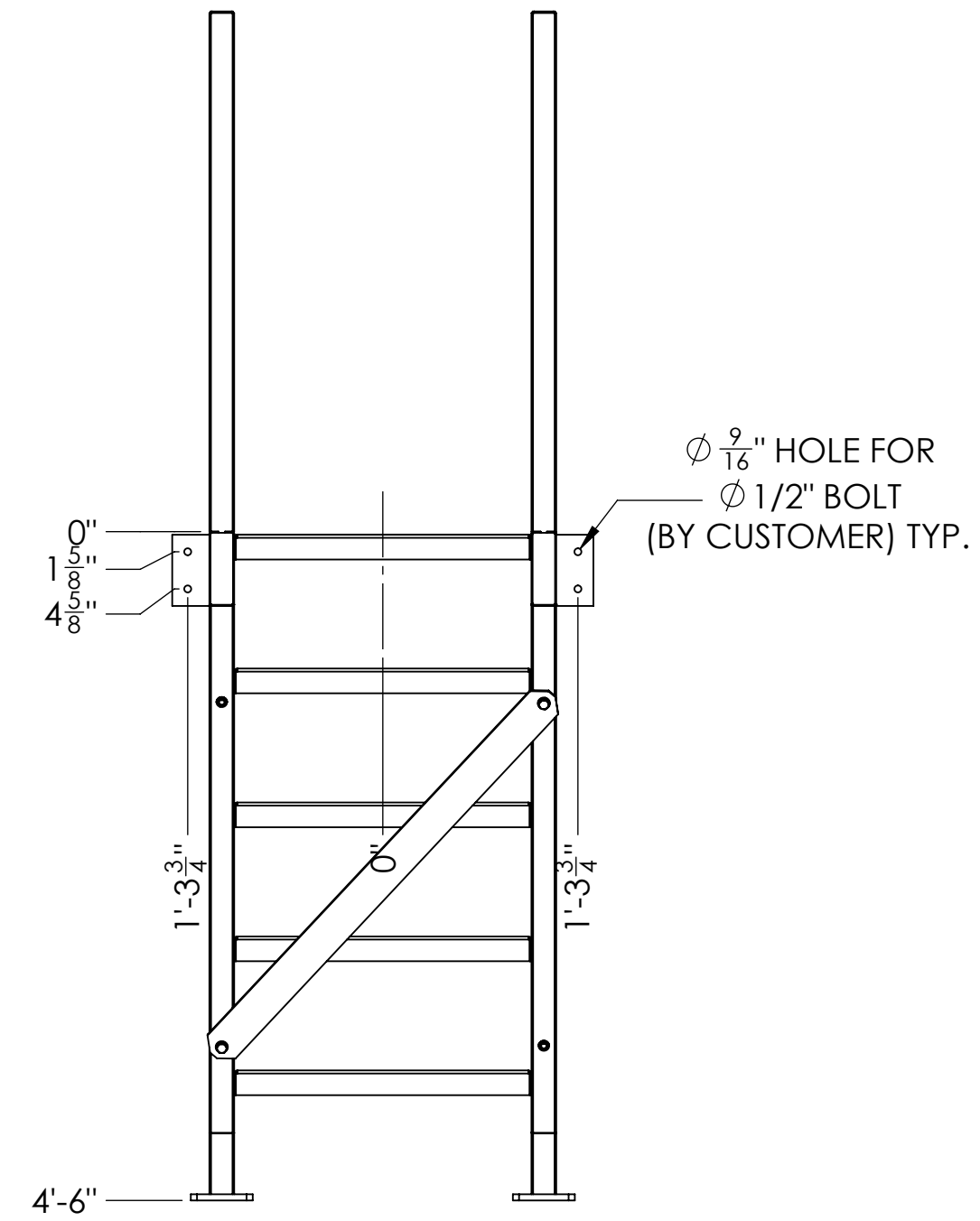
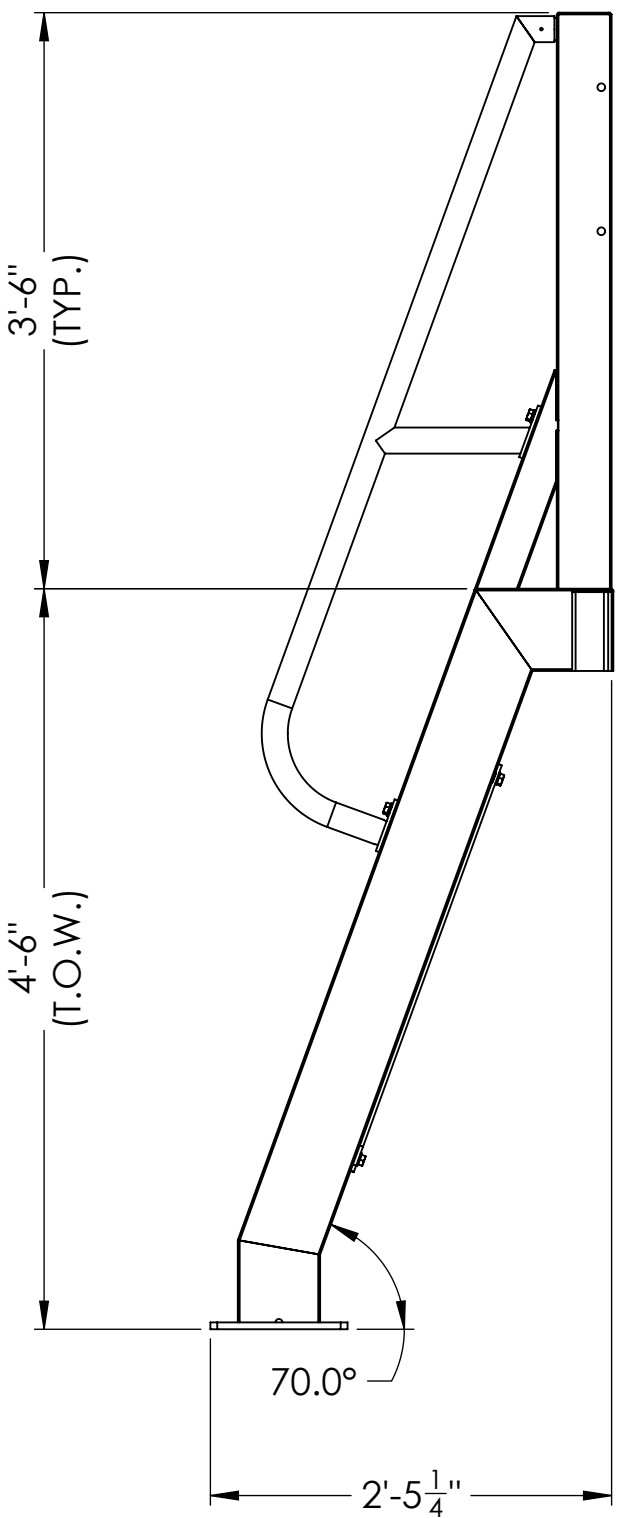
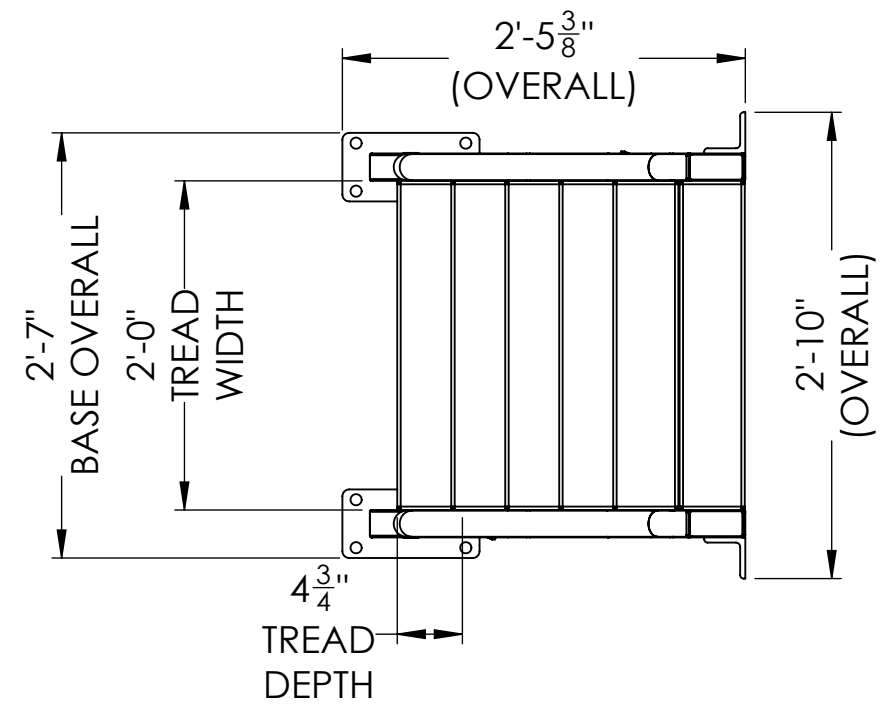
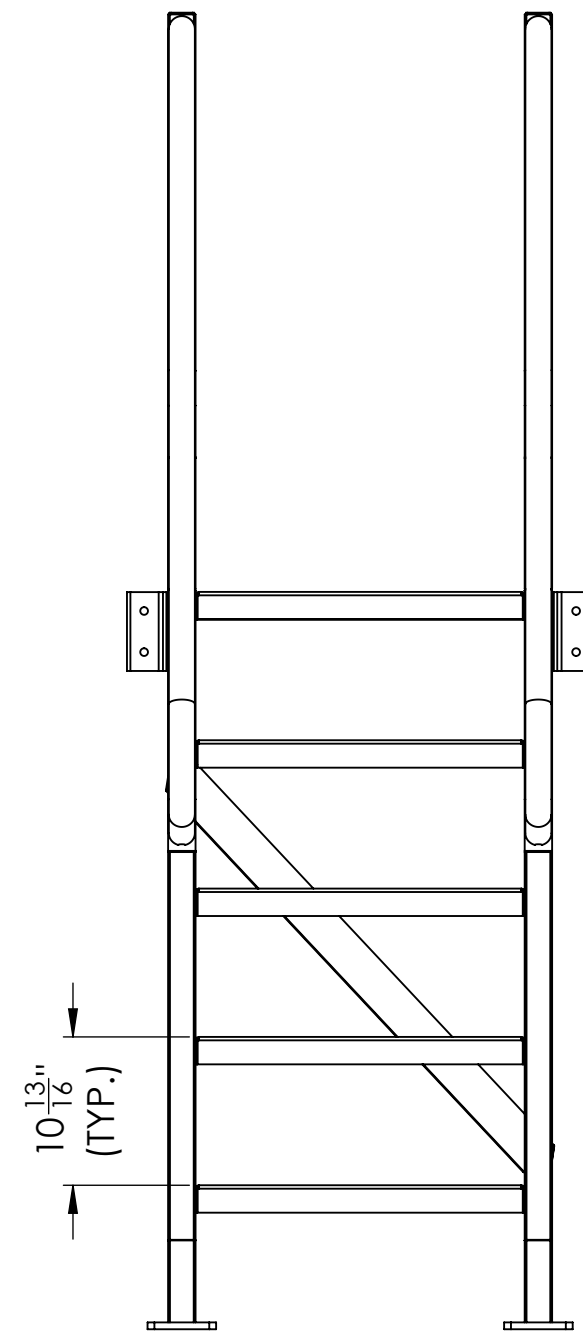


Ø 13/16" HOLE FOR
Ø 3/4" ANCHOR BOLT
(BY CUSTOMER) TYP.



CUSTOMER IS RESPONSIBLE FOR PROVIDING ADEQUATE SUPPORT AND ANCHORING FOR NEW PERFECTSTEP EQUIPMENT

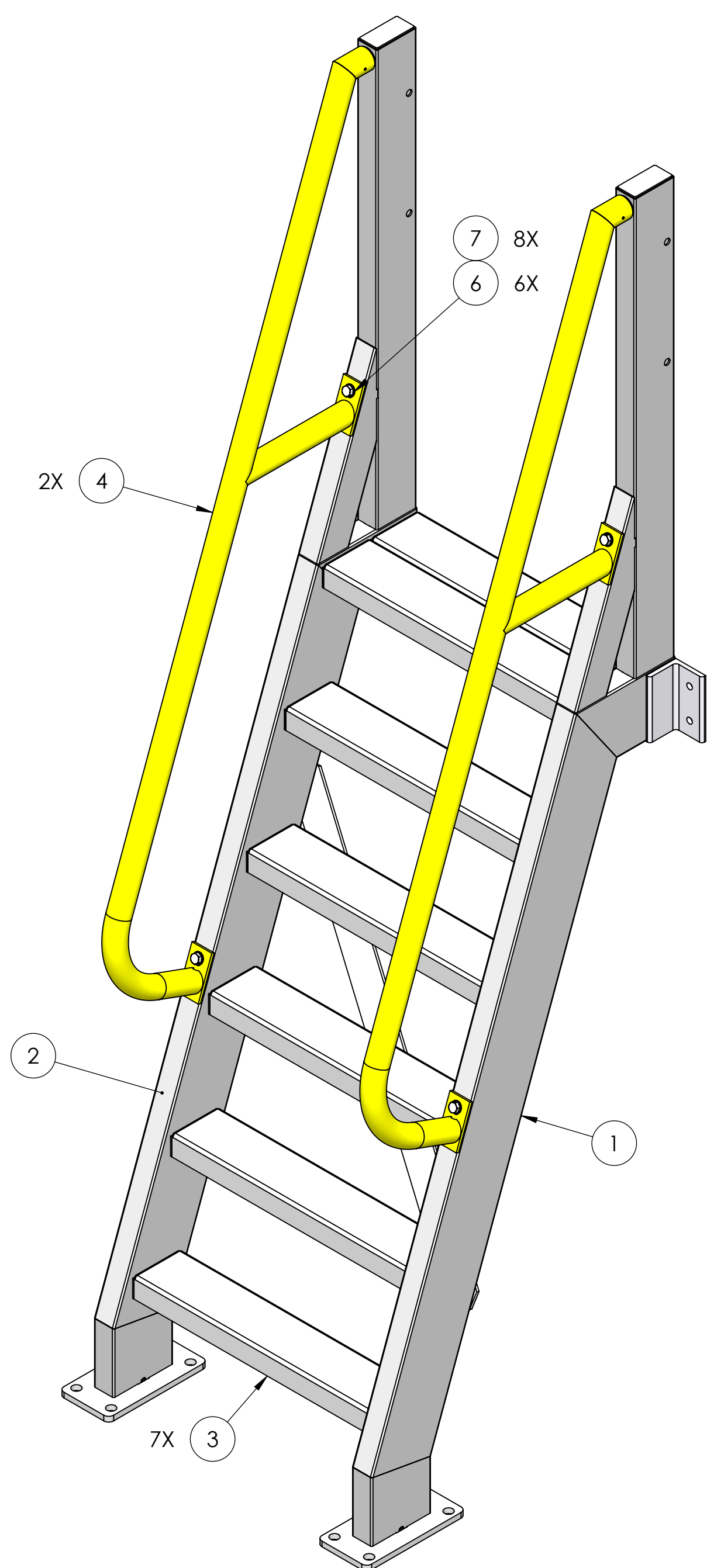
				DO NOT SCALE	TOLERANCES: UNLESS OTHERWISE SPECIFIED	PERFECTSTEP WELDING STANDARDS SEAL WELD UNLESS OTHERWISE NOTED USE FILLETS LISTED BELOW UNLESS OTHERWISE NOTED	ALL INFORMATION CONTAINED HEREIN IS CONFIDENTIAL AND PROPRIETARY AND MAY NOT BE DISCLOSED IN ANY FORM WITHOUT PRIOR WRITTEN CONSENT OF PERFECTSTEP	ES-SL-AL-4S-45TOW-LADDER-A		SHEET: 2 OF 2
				PROJECTION: THIRD ANGLE	LINEAR: X"-Y" = +1/16" X" = +1/32" .X = ±.1 .XX = ±.03 .XXX = ±.010	Material Thickness of Thinner Part Joined (inch) Minimum Fillet Size - S (inch) To 1/4" 1/8" Over 1/4" to 1/2" 3/16" Over 1/2" to 3/4" 1/4" Over 3/4" 5/16"	WWW.ERECTASTEP.COM 888-878-1839	ABAS #: 110938		SCALE: 1:12
A	UPDATED PER DD-23-0011	11/29/23	ESC					FINISH: ALUM		SIZE: D
#	DESCRIPTION	DATE	BY					CHECK:	ENG:	REV: A



CUSTOMER IS RESPONSIBLE FOR PROVIDING ADEQUATE SUPPORT AND ANCHORING FOR NEW PERFECTSTEP EQUIPMENT

DO NOT SCALE PROJECTION: THIRD ANGLE TOLERANCES: UNLESS OTHERWISE SPECIFIED LINEAR: X"-Y" = +1/16" X" = +1/32" .X = ±.1 .XX = ±.03 .XXX = ±.010 ANGULAR: +/- 1/2° PERFECTSTEP WELDING STANDARDS SEAL WELD UNLESS OTHERWISE NOTED USE FILLETS LISTED BELOW UNLESS OTHERWISE NOTED Material Thickness of Thinner Part Joined (inch) Minimum Fillet Size - S (inch) To 1/4" 1/8" Over 1/4" to 1/2" 3/16" Over 1/2" to 3/4" 1/4" Over 3/4" 5/16" ALL INFORMATION CONTAINED HEREIN IS CONFIDENTIAL AND PROPRIETARY AND MAY NOT BE DISCLOSED IN ANY FORM WITHOUT PRIOR WRITTEN CONSENT OF PERFECTSTEP 				ES-SL-AL-5S-54TOW-LADDER-A ABAS #: 110939 FINISH: PER BOM		SHEET: 2 OF 2 SCALE: 1:14
				WWW.ERECTSTEP.COM 888-878-1839		CHECK: _____ DRAFT: _____
A	UPDATED PER DD-23-0011	11/29/23	ESC			
#	DESCRIPTION	DATE	BY			

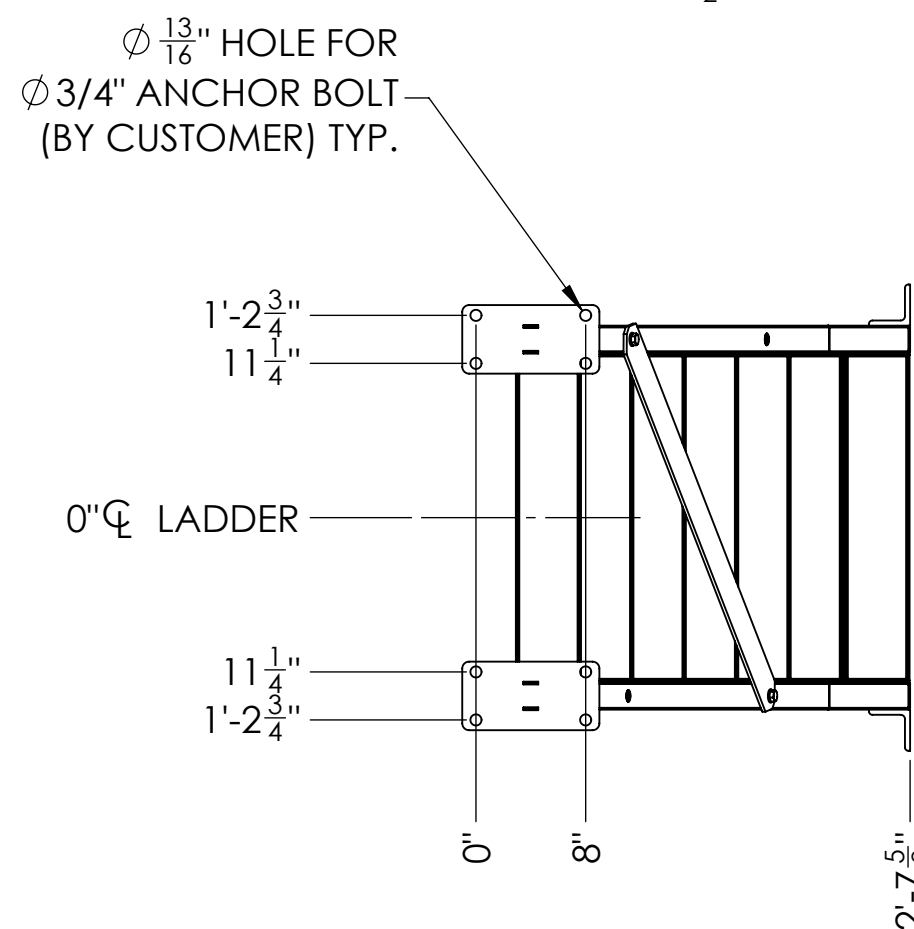
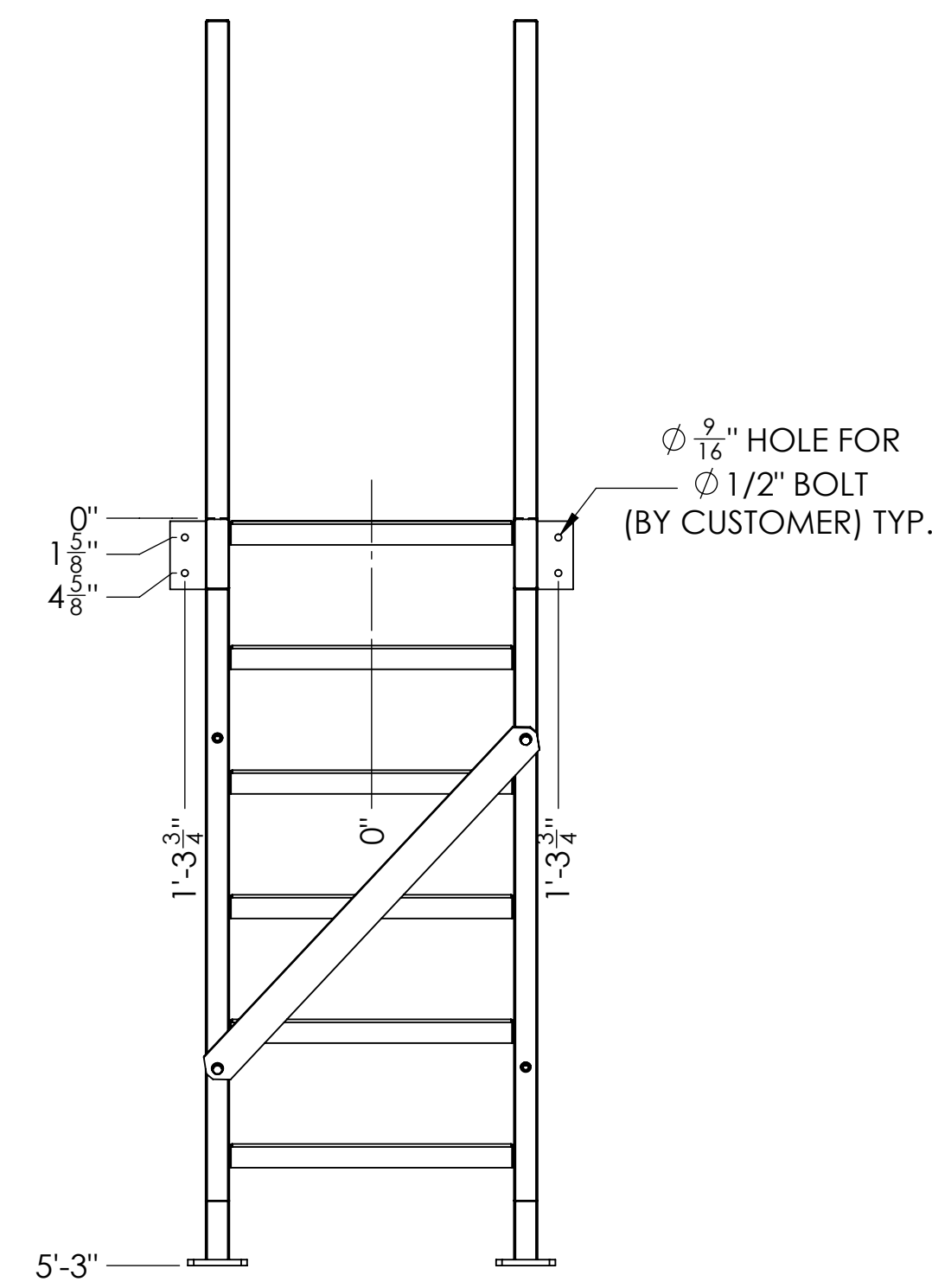
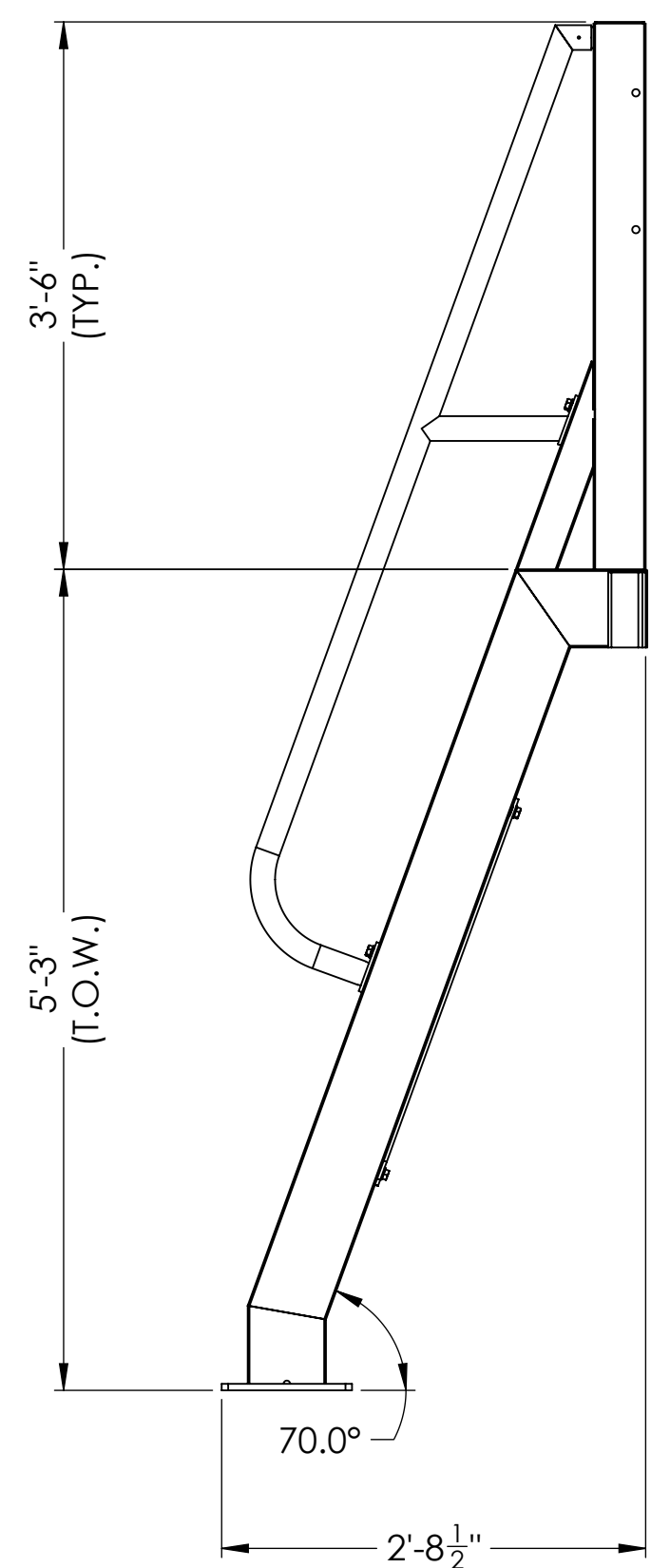
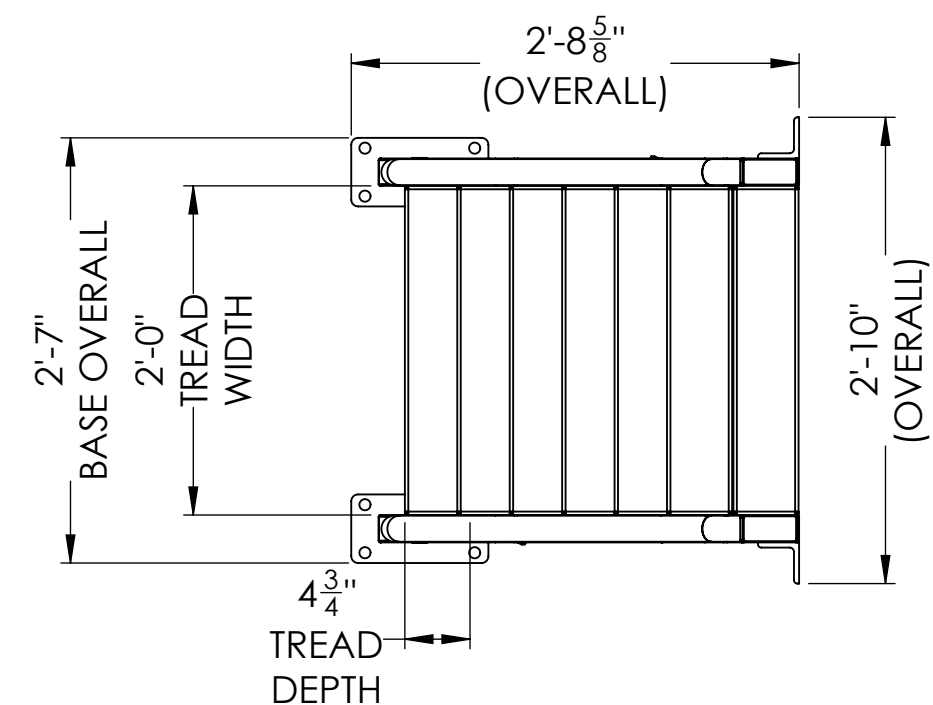
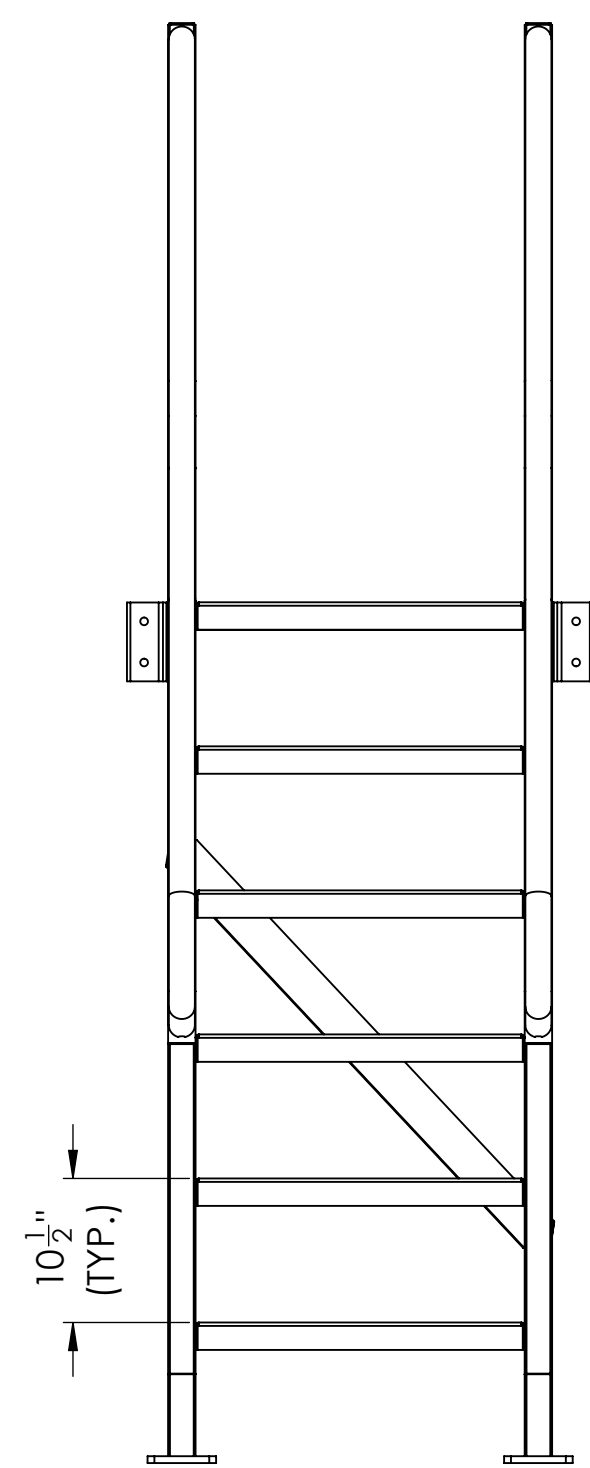
BOM Table			
MINOR MARK	QTY	PartName	ABAS
1	1	ES-SL-AL-6S-63TOW-LADDER-RH-W	169230
2	1	ES-SL-AL-6S-63TOW-LADDER-LH-W	110916
3	7	M3 & RS STEP 24 WIDE-FLAT (M3,RS-C,RS-TR)	10870
4	2	ES-SL-AL-6S-63TOW-HANDRAIL-W	110844
5	1	ES-STAIR-UNDERBRACE	54129
6	6	BOLT 1/2-13 X 1 1/2 SERRATED HEX, PLATED	10131
7	8	AVK 1/2-13 INSERT STEEL TIN PLATED	10185
8	56	RIVET - 1/4"x1/2" GRIP AL	11143
9	6	PERFECTASTEP STEP LABEL6 - 1.625" X 20" (APPLIED ON PRODUCT)	52010



LIVE LOADS	WEIGHT(LBS)
HANDRAIL	200
LADDER	300

CUSTOMER IS RESPONSIBLE FOR PROVIDING ADEQUATE SUPPORT AND ANCHORING FOR NEW PERFECTASTEP EQUIPMENT

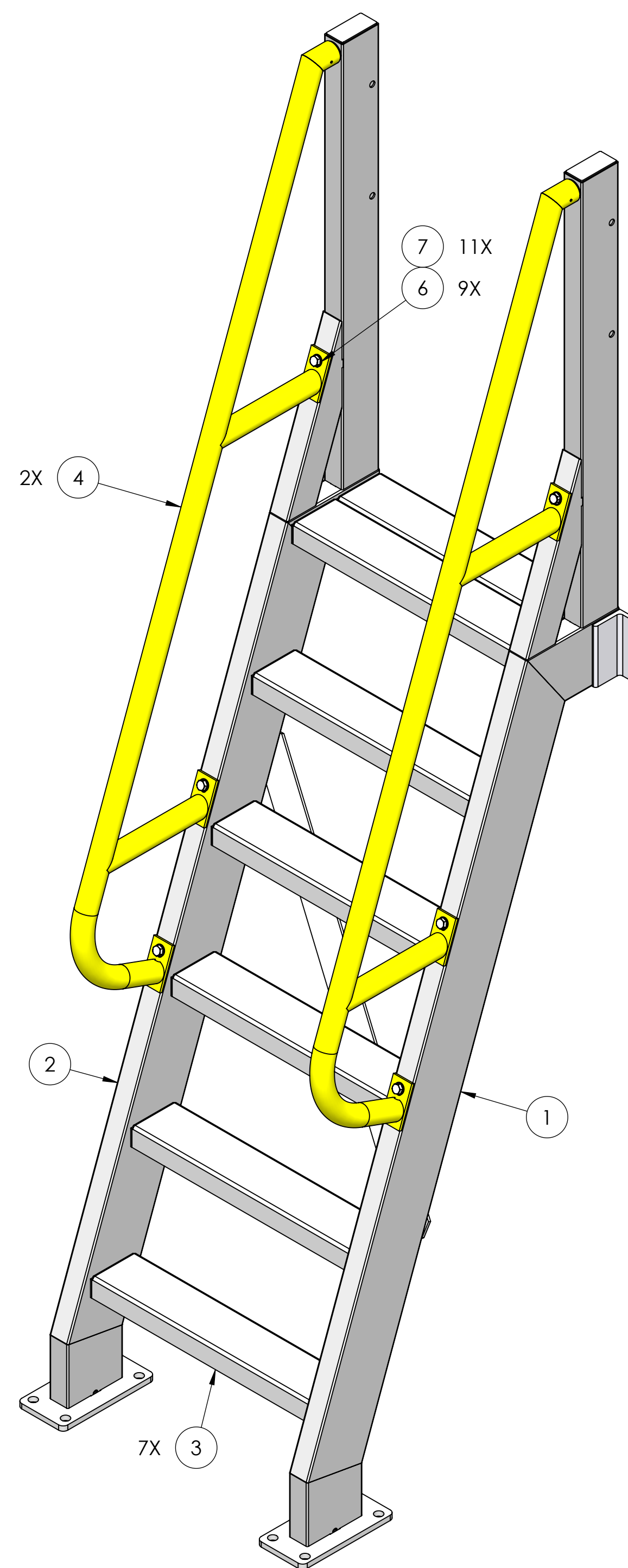
				DO NOT SCALE	TOLERANCES: UNLESS OTHERWISE SPECIFIED	PERFECTASTEP WELDING STANDARDS SEAL WELD UNLESS OTHERWISE NOTED USE FILLETS LISTED BELOW UNLESS OTHERWISE NOTED	ALL INFORMATION CONTAINED HEREIN IS CONFIDENTIAL AND PROPRIETARY AND MAY NOT BE DISCLOSED IN ANY FORM WITHOUT PRIOR WRITTEN CONSENT OF PERFECTASTEP	ES-SL-AL-6S-63TOW-LADDER-A		SHEET: 1 OF 2
				PROJECTION: THIRD ANGLE	LINEAR: X"-Y" = +1/16" X" = +1/32" .X = ±.1 .XX = ±.03 .XXX = ±.010	Material Thickness of Thinner Part Joined (inch) Minimum Fillet Size - S (inch) To 1/4" 1/8" Over 1/4" to 1/2" 3/16" Over 1/2" to 3/4" 1/4" Over 3/4" 5/16"	WWW.ERECTASTEP.COM 888-878-1839	ABAS #: 110940		SCALE: 1:8
A	UPDATED PER DD-23-0011	11/29/23	ESC					FINISH: PER BOM		SIZE: D
#	DESCRIPTION	DATE	BY					CHECK:	ENG:	REV: A



CUSTOMER IS RESPONSIBLE FOR PROVIDING ADEQUATE SUPPORT AND ANCHORING FOR NEW PERFECTSTEP EQUIPMENT

A UPDATED PER DD-23-0011 # DESCRIPTION				11/29/23 DATE		ESC BY		DO NOT SCALE PROJECTION: THIRD ANGLE		TOLERANCES: UNLESS OTHERWISE SPECIFIED LINEAR: X"-Y" = +1/16" X" = +1/32" .X = ±.1 .XX = ±.03 .XXX = ±.010 ANGULAR: +/- 1/2°		PERFECTSTEP WELDING STANDARDS SEAL WELD UNLESS OTHERWISE NOTED USE FILLETS LISTED BELOW UNLESS OTHERWISE NOTED Material Thickness of Thinner Part Joined (inch) Minimum Fillet Size - S (inch) To 1/4" 1/8" Over 1/4" to 1/2" 3/16" Over 1/2" to 3/4" 1/4" Over 3/4" 5/16"		ALL INFORMATION CONTAINED HEREIN IS CONFIDENTIAL AND PROPRIETARY AND MAY NOT BE DISCLOSED IN ANY FORM WITHOUT PRIOR WRITTEN CONSENT OF PERFECTSTEP WWW.ERECTSTEP.COM 888-878-1839		ES-SL-AL-6S-63TOW-LADDER-A ABAS #: 110940		SHEET: 2 OF 2 SCALE: 1:14 SIZE: D REV: A	
				FINISH: PER BOM		CHECK:		DRAFT:		ENG:									

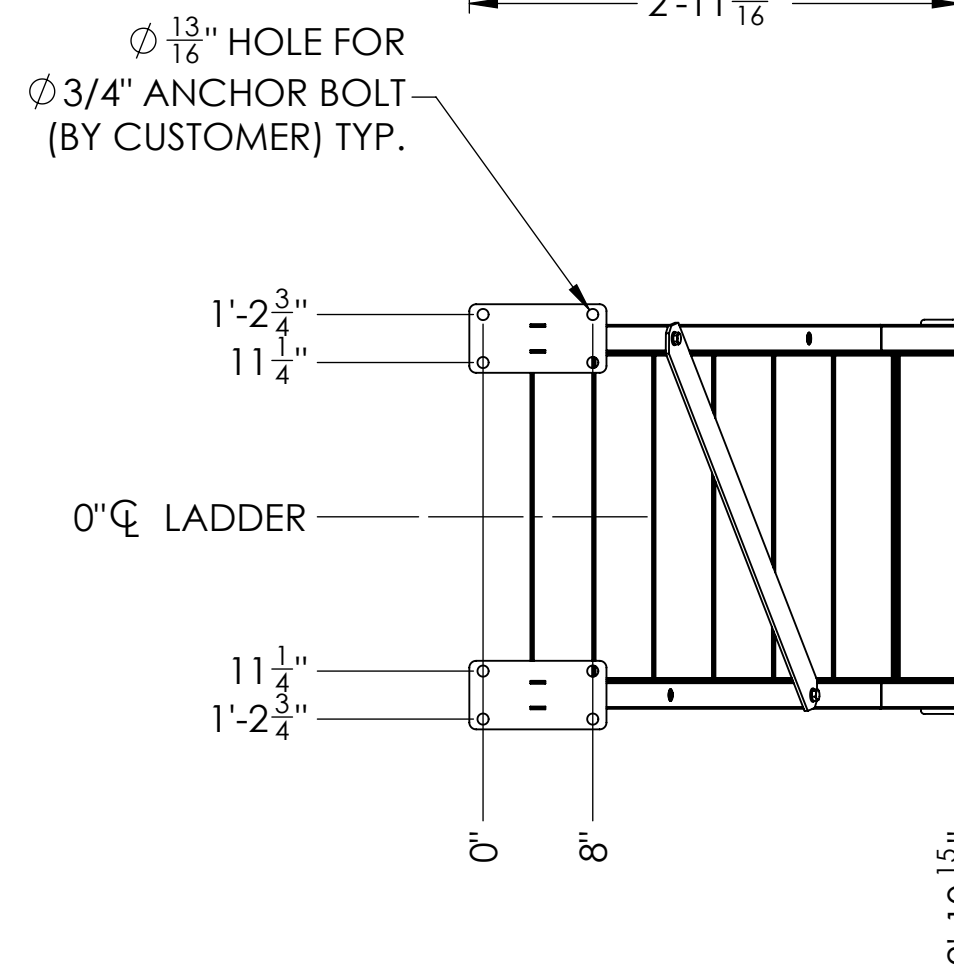
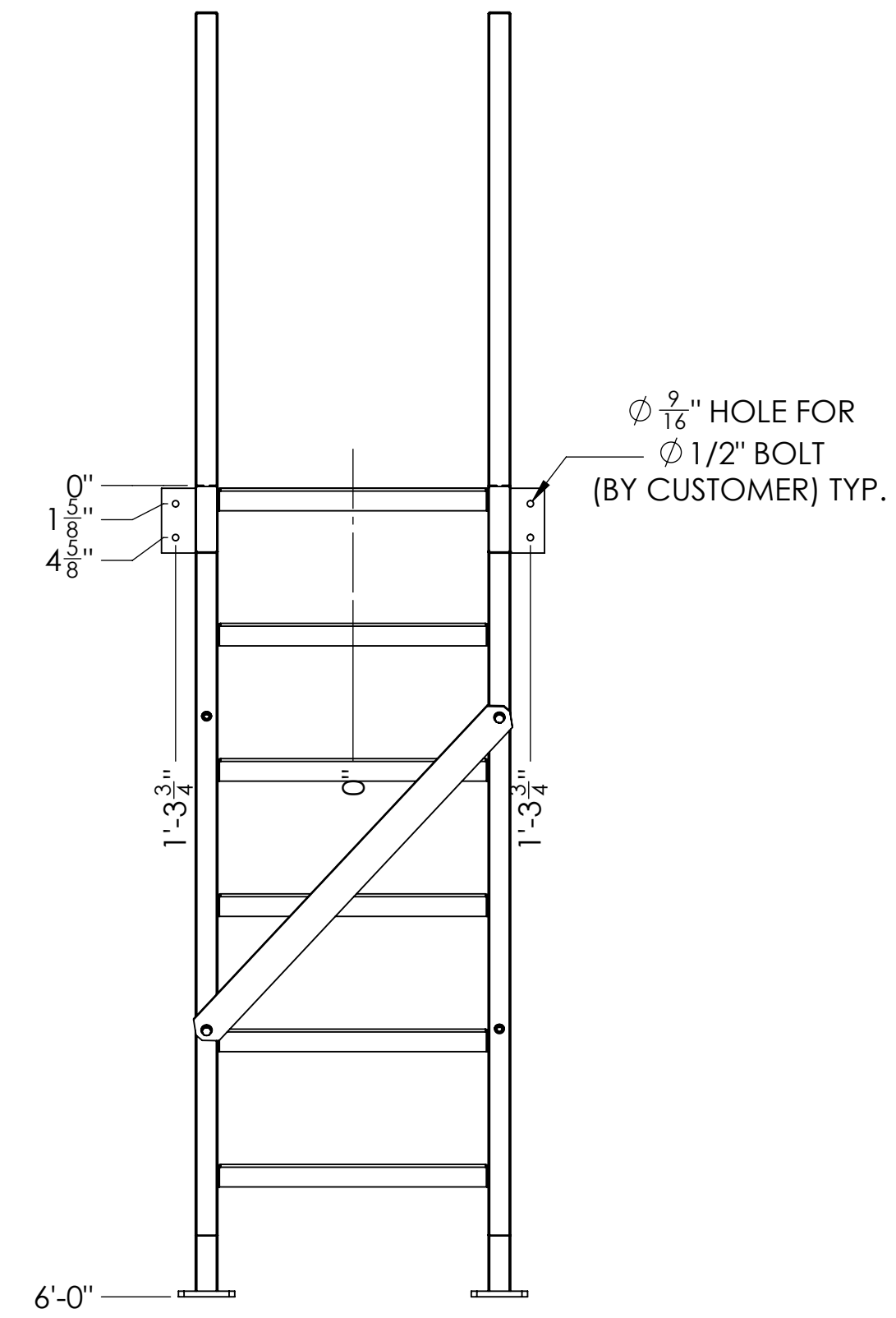
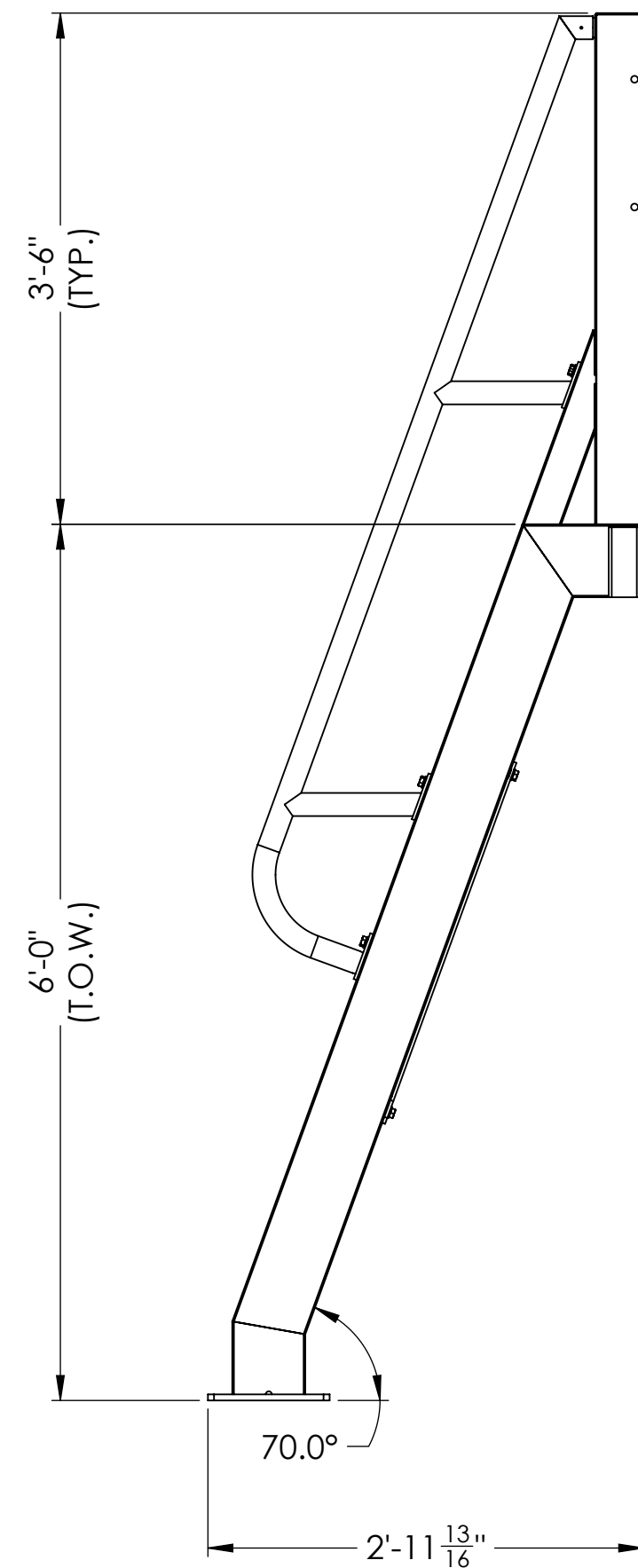
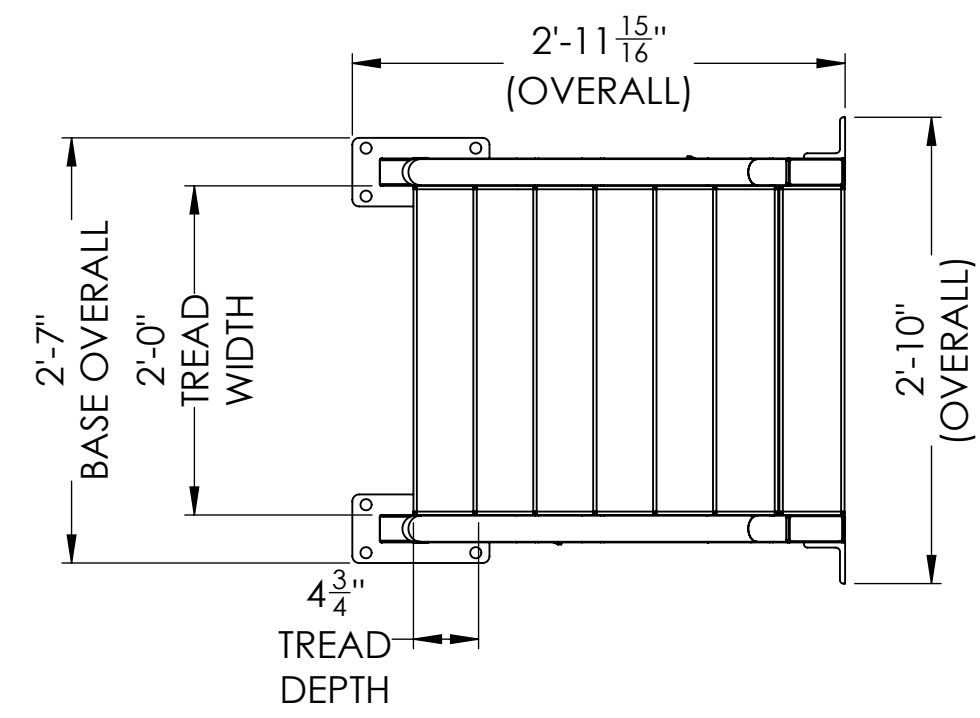
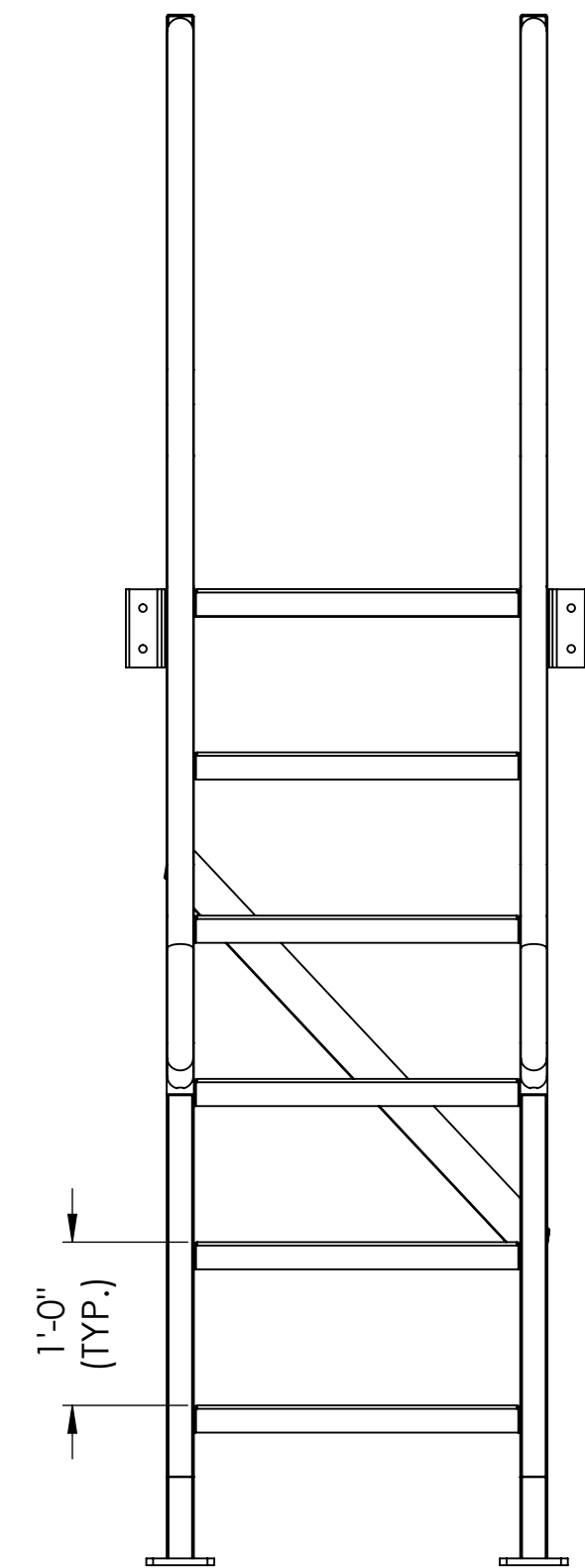
BOM Table			
MINOR MARK	QTY	PartName	ABAS
1	1	ES-SL-AL-6S-72TOW-LADDER-RH-W	169231
2	1	ES-SL-AL-6S-72TOW-LADDER-LH-W	110917
3	7	M3 & RS STEP 24 WIDE-FLAT (M3,RS-C,RS-TR)	10870
4	2	ES-SL-AL-6S-72TOW-HANDRAIL-W	110845
5	1	ES-STAIR-UNDERBRACE	54129
6	9	BOLT 1/2-13 X 1 1/2 SERRATED HEX, PLATED	10131
7	11	AVK 1/2-13 INSERT STEEL TIN PLATED	10185
8	56	RIVET - 1/4"x1/2" GRIP AL	11143
9	6	PERFECTASTEP STEP LABEL6 - 1.625" X 20" (APPLIED ON PRODUCT)	52010



LIVE LOADS	WEIGHT(LBS)
HANDRAIL	200
LADDER	300

CUSTOMER IS RESPONSIBLE FOR PROVIDING ADEQUATE SUPPORT AND ANCHORING FOR NEW PERFECTASTEP EQUIPMENT

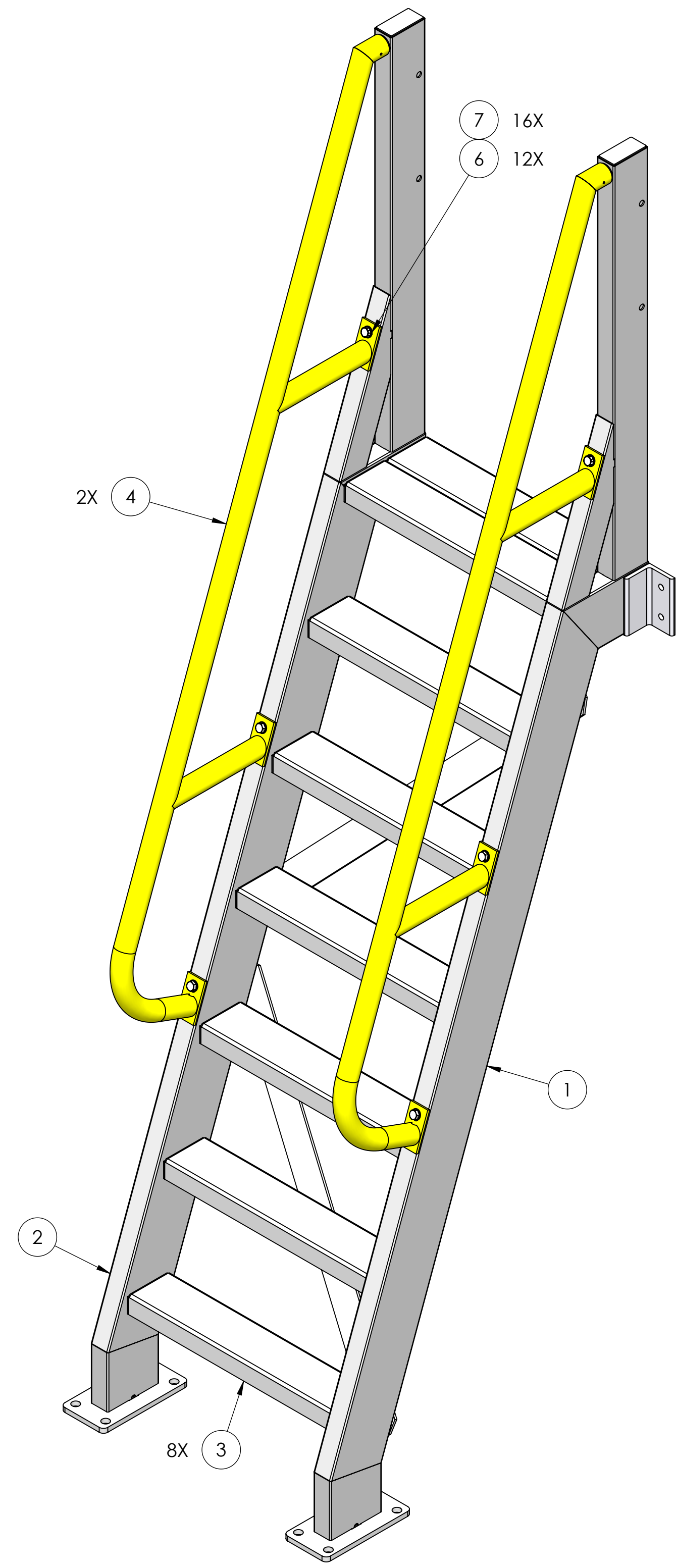
				DO NOT SCALE	TOLERANCES: UNLESS OTHERWISE SPECIFIED	PERFECTASTEP WELDING STANDARDS SEAL WELD UNLESS OTHERWISE NOTED USE FILLETS LISTED BELOW UNLESS OTHERWISE NOTED	ALL INFORMATION CONTAINED HEREIN IS CONFIDENTIAL AND PROPRIETARY AND MAY NOT BE DISCLOSED IN ANY FORM WITHOUT PRIOR WRITTEN CONSENT OF PERFECTASTEP	ES-SL-AL-6S-72TOW-LADDER-A		SHEET: 1 OF 2
				PROJECTION: THIRD ANGLE	LINEAR: X"-Y" = + $\frac{1}{16}$ " X" = + $\frac{1}{32}$ " .X = ±.1 .XX = ±.03 .XXX = ±.010	Material Thickness of Thinner Part Joined (inch) Minimum Fillet Size - S (inch) To 1/4" 1/8" Over 1/4" to 1/2" 3/16" Over 1/2" to 3/4" 1/4" Over 3/4" 5/16"	WWW.ERECTASTEP.COM 888-878-1839	ABAS #: 110941		SCALE: 1:8
A	UPDATED PER DD-23-0011	11/29/23	ESC					FINISH: PER BOM		SIZE: D
#	DESCRIPTION	DATE	BY					CHECK:	ENG:	REV: A



CUSTOMER IS RESPONSIBLE FOR PROVIDING ADEQUATE SUPPORT AND ANCHORING FOR NEW PERFECTSTEP EQUIPMENT

				DO NOT SCALE	TOLERANCES: UNLESS OTHERWISE SPECIFIED	PERFECTSTEP WELDING STANDARDS SEAL WELD UNLESS OTHERWISE NOTED USE FILLETS LISTED BELOW UNLESS OTHERWISE NOTED	ALL INFORMATION CONTAINED HEREIN IS CONFIDENTIAL AND PROPRIETARY AND MAY NOT BE DISCLOSED IN ANY FORM WITHOUT PRIOR WRITTEN CONSENT OF PERFECTSTEP	ES-SL-AL-6S-72TOW-LADDER-A		SHEET: 2 OF 2
				PROJECTION: THIRD ANGLE	LINEAR: X"-Y" = +1/16" X" = +1/32" .X = ±.1 .XX = ±.03 .XXX = ±.010	Material Thickness of Thinner Part Joined (inch) Minimum Fillet Size - S (inch) To 1/4" 1/8" Over 1/4" to 1/2" 3/16" Over 1/2" to 3/4" 1/4" Over 3/4" 5/16"	WWW.ERECTSTEP.COM 888-878-1839	ABAS #: 110941	FINISH: PER BOM	SCALE: 1:14
A	UPDATED PER DD-23-0011	11/29/23	ESC							SIZE: D
#	DESCRIPTION	DATE	BY							REV: A

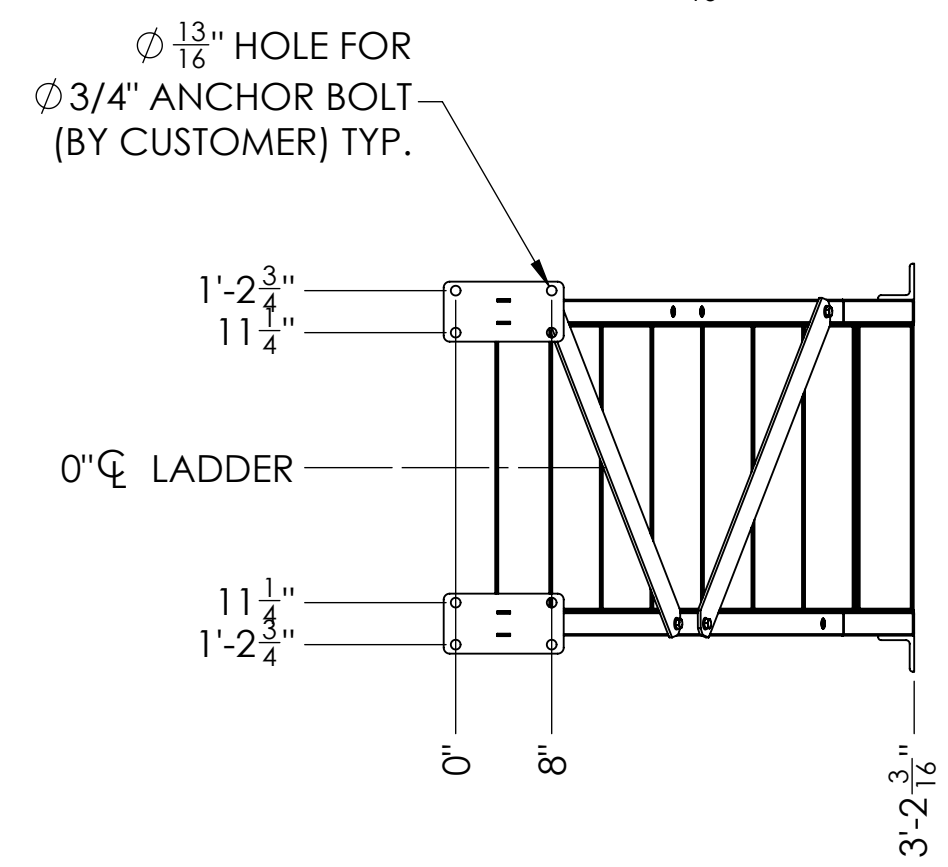
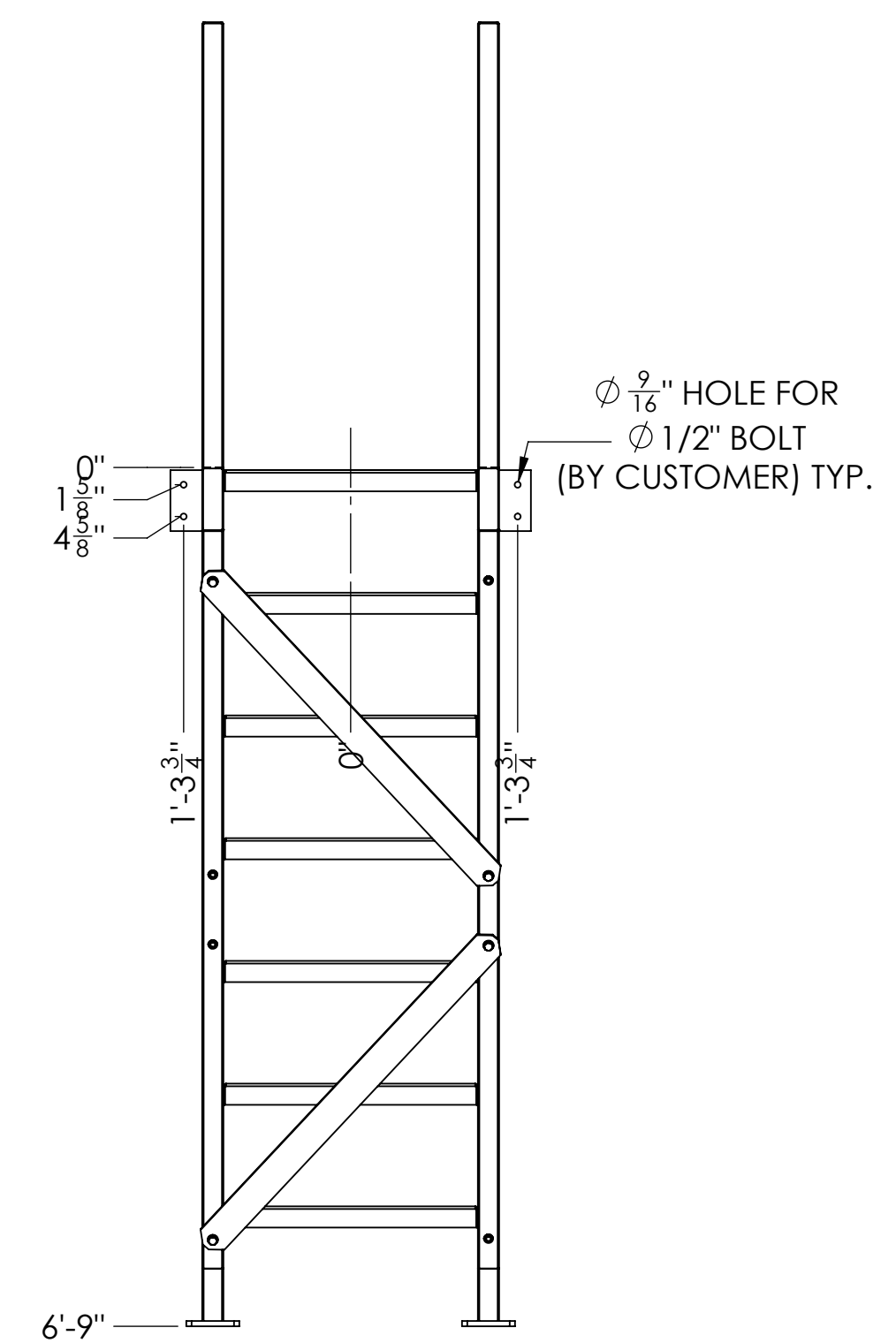
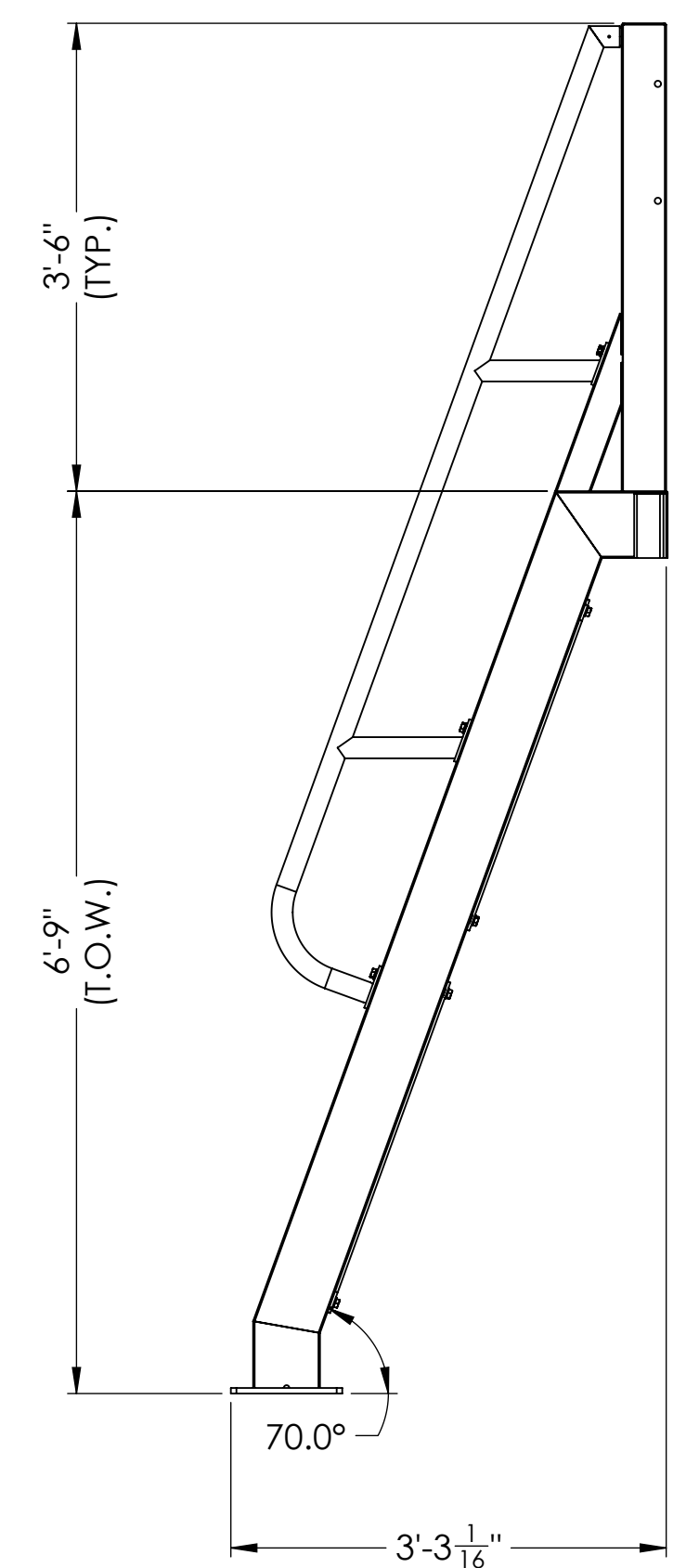
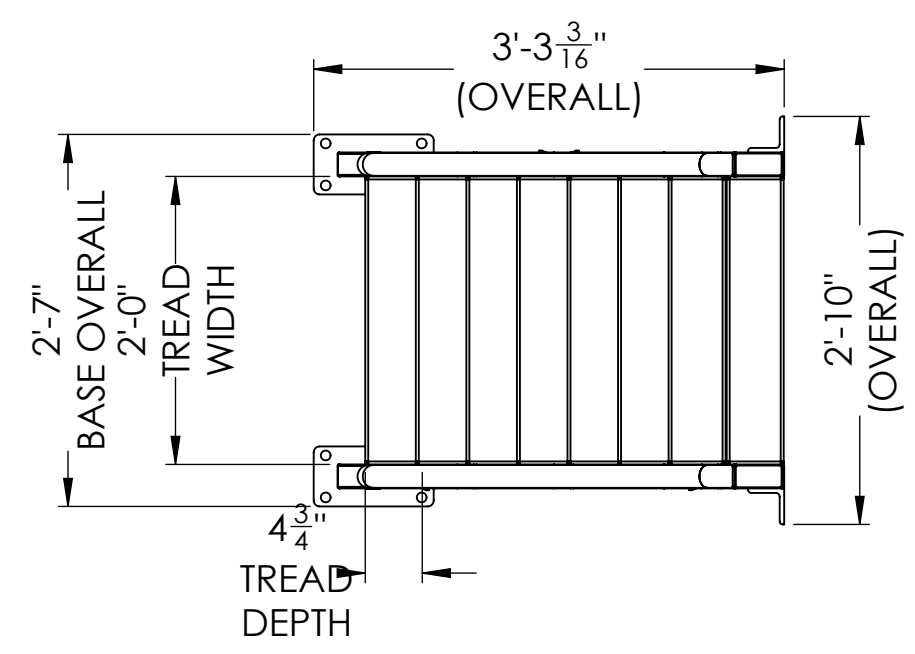
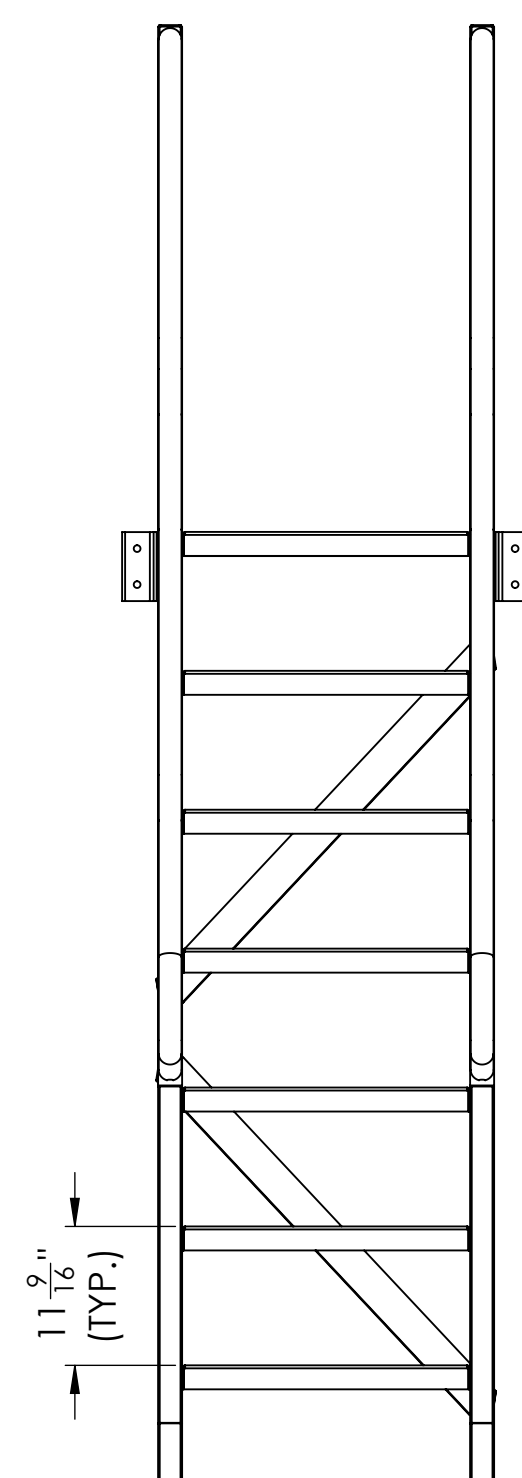
BOM Table			
MINOR MARK	QTY	PartName	ABAS
1	1	ES-SL-AL-7S-81TOW-LADDER-RH-W	169232
2	1	ES-SL-AL-7S-81TOW-LADDER-LH-W	110918
3	8	M3 & RS STEP 24 WIDE-FLAT (M3,RS-C,RS-TR)	10870
4	2	ES-SL-AL-7S-81TOW-HANDRAIL-W	110846
5	2	ES-STAIR-UNDERBRACE	54129
6	12	BOLT 1/2-13 X 1 1/2 SERRATED HEX, PLATED	10131
7	16	AVK 1/2-13 INSERT STEEL TIN PLATED	10185
8	64	RIVET - 1/4"x1/2" GRIP AL	11143
9	7	PERFECTASTEP STEP LABEL6 - 1.625" X 20" (APPLIED ON PRODUCT)	52010



LIVE LOADS	WEIGHT(LBS)
HANDRAIL	200
LADDER	300

CUSTOMER IS RESPONSIBLE FOR PROVIDING ADEQUATE SUPPORT AND ANCHORING FOR NEW PERFECTASTEP EQUIPMENT

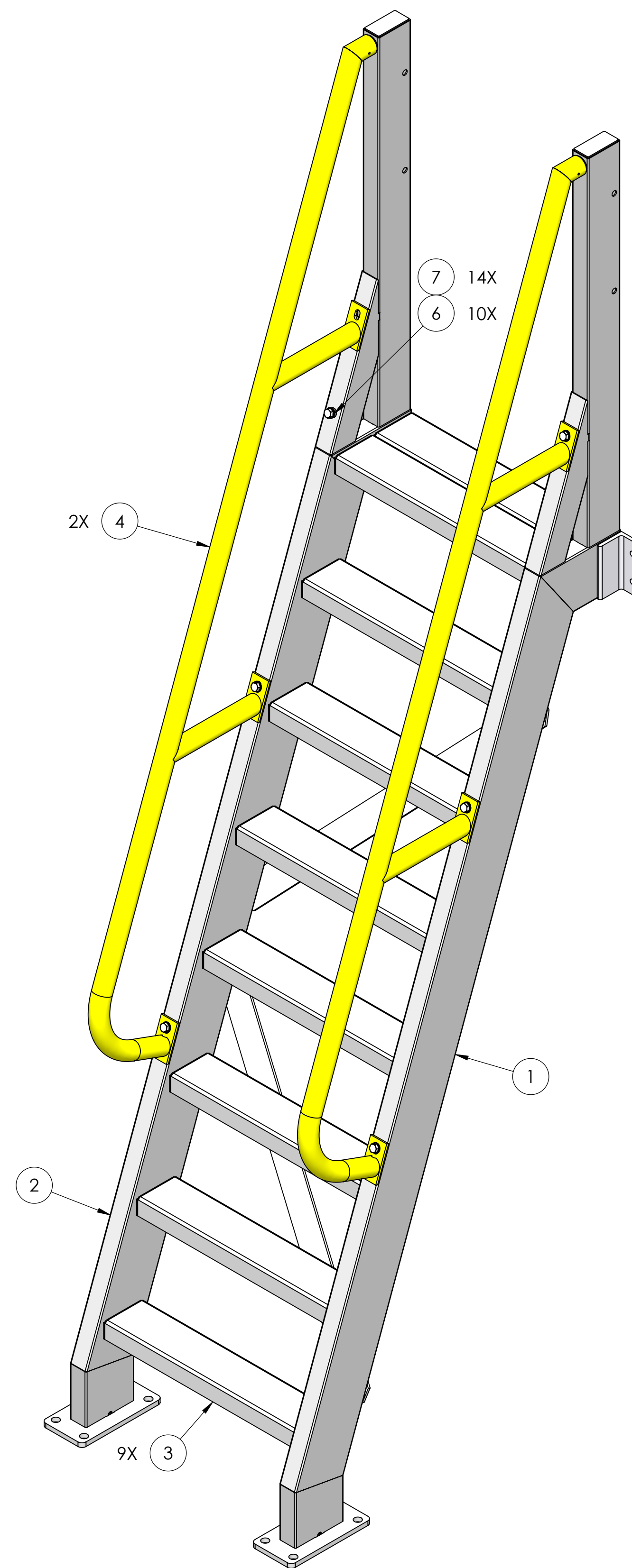
				DO NOT SCALE	TOLERANCES: UNLESS OTHERWISE SPECIFIED	PERFECTASTEP WELDING STANDARDS <small>SEAL WELD UNLESS OTHERWISE NOTED USE FILLETS LISTED BELOW UNLESS OTHERWISE NOTED</small>	ALL INFORMATION CONTAINED HEREIN IS CONFIDENTIAL AND PROPRIETARY AND MAY NOT BE DISCLOSED IN ANY FORM WITHOUT PRIOR WRITTEN CONSENT OF PERFECTASTEP	ES-SL-AL-7S-81TOW-LADDER-A		SHEET: 1 OF 2
				PROJECTION: THIRD ANGLE	LINEAR: X"-Y" = +1/16" X" = +1/32" .X = ±.1 .XX = ±.03 .XXX = ±.010	Material Thickness of Thinner Part Joined (inch) Minimum Fillet Size - S (inch) To 1/4" 1/8" Over 1/4" to 1/2" 3/16" Over 1/2" to 3/4" 1/4" Over 3/4" 5/16"	 WWW.ERECTASTEP.COM 888-878-1839	ABAS #: 110942		SCALE: 1:8
A	UPDATED PER DD-23-0011	11/29/23	ESC					FINISH: PER BOM		SIZE: D
#	DESCRIPTION	DATE	BY					CHECK:	DRAFT:	REV: A



CUSTOMER IS RESPONSIBLE FOR PROVIDING ADEQUATE SUPPORT AND ANCHORING FOR NEW PERFECTSTEP EQUIPMENT


A UPDATED PER DD-23-0011 # DESCRIPTION				11/29/23 DATE		ESC BY		DO NOT SCALE PROJECTION: THIRD ANGLE		TOLERANCES: UNLESS OTHERWISE SPECIFIED LINEAR: X"-Y" = +1/16" X" = +1/32" .X = ±.1 .XX = ±.03 .XXX = ±.010 ANGULAR: +/-.1°		PERFECTSTEP WELDING STANDARDS SEAL WELD UNLESS OTHERWISE NOTED USE FILLETS LISTED BELOW UNLESS OTHERWISE NOTED Material Thickness of Thinner Part Joined (inch) Minimum Fillet Size - S (inch) To 1/4" 1/8" Over 1/4" to 1/2" 3/16" Over 1/2" to 3/4" 1/4" Over 3/4" 5/16"		ALL INFORMATION CONTAINED HEREIN IS CONFIDENTIAL AND PROPRIETARY AND MAY NOT BE DISCLOSED IN ANY FORM WITHOUT PRIOR WRITTEN CONSENT OF PERFECTSTEP WWW.ERECTSTEP.COM 888-878-1839		ES-SL-AL-7S-81TOW-LADDER-A ABAS #: 110942		FINISH: PER BOM		SHEET: 2 OF 2 SCALE: 1:16 SIZE: D REV: A	
				CHECK:		DRAFT:		ENG:		PER BOM		REV: A									

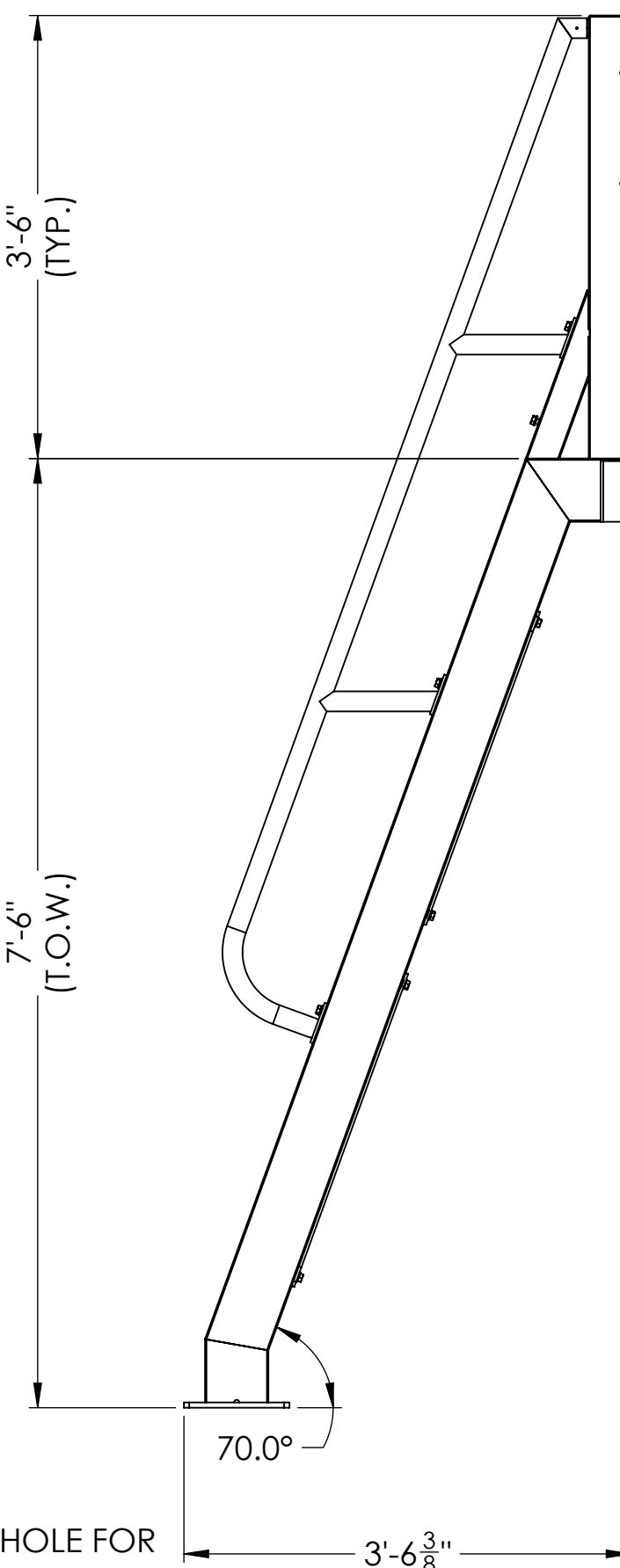
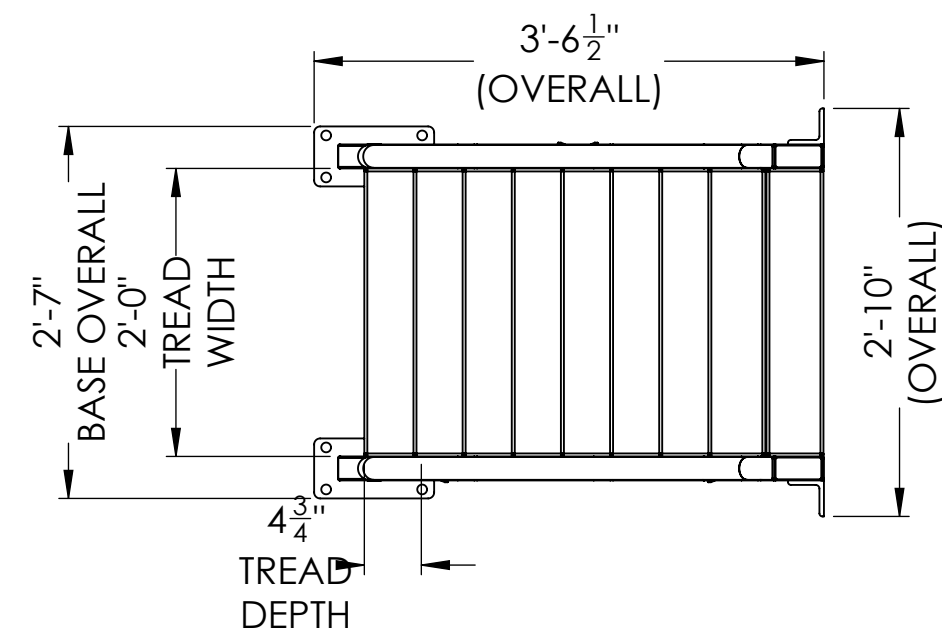
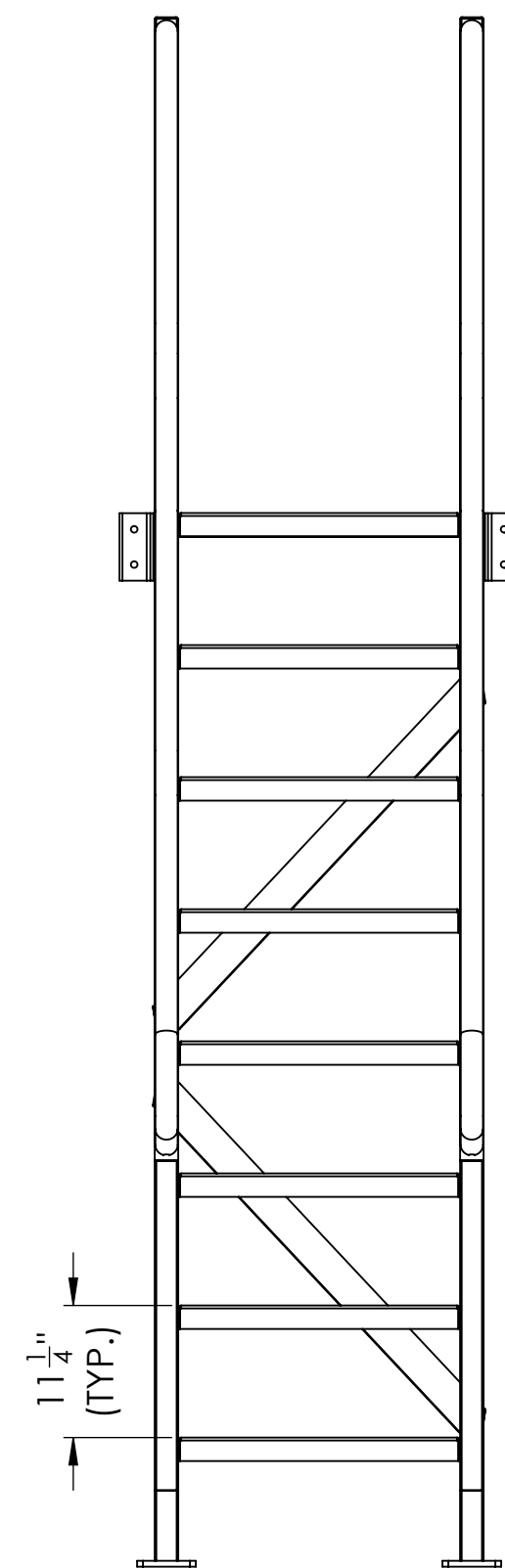
BOM Table			
MINOR MARK	QTY	PartName	ABAS
1	1	ES-SL-AL-8S-90TOW-LADDER-RH-W	169233
2	1	ES-SL-AL-8S-90TOW-LADDER-LH-W	110919
3	9	M3 & RS STEP 24 WIDE-FLAT (M3,RS-C,RS-TR)	10870
4	2	ES-SL-AL-8S-90TOW-HANDRAIL-W	110847
5	2	ES-STAIR-UNDERBRACE	54129
6	10	BOLT 1/2-13 X 1 1/2 SERRATED HEX, PLATED	10131
7	14	AVK 1/2-13 INSERT STEEL TIN PLATED	10185
8	72	RIVET - 1/4"x1/2" GRIP AL	11143
9	8	PERFECTASTEP STEP LABEL6 - 1.625" X 20" (APPLIED ON PRODUCT)	52010



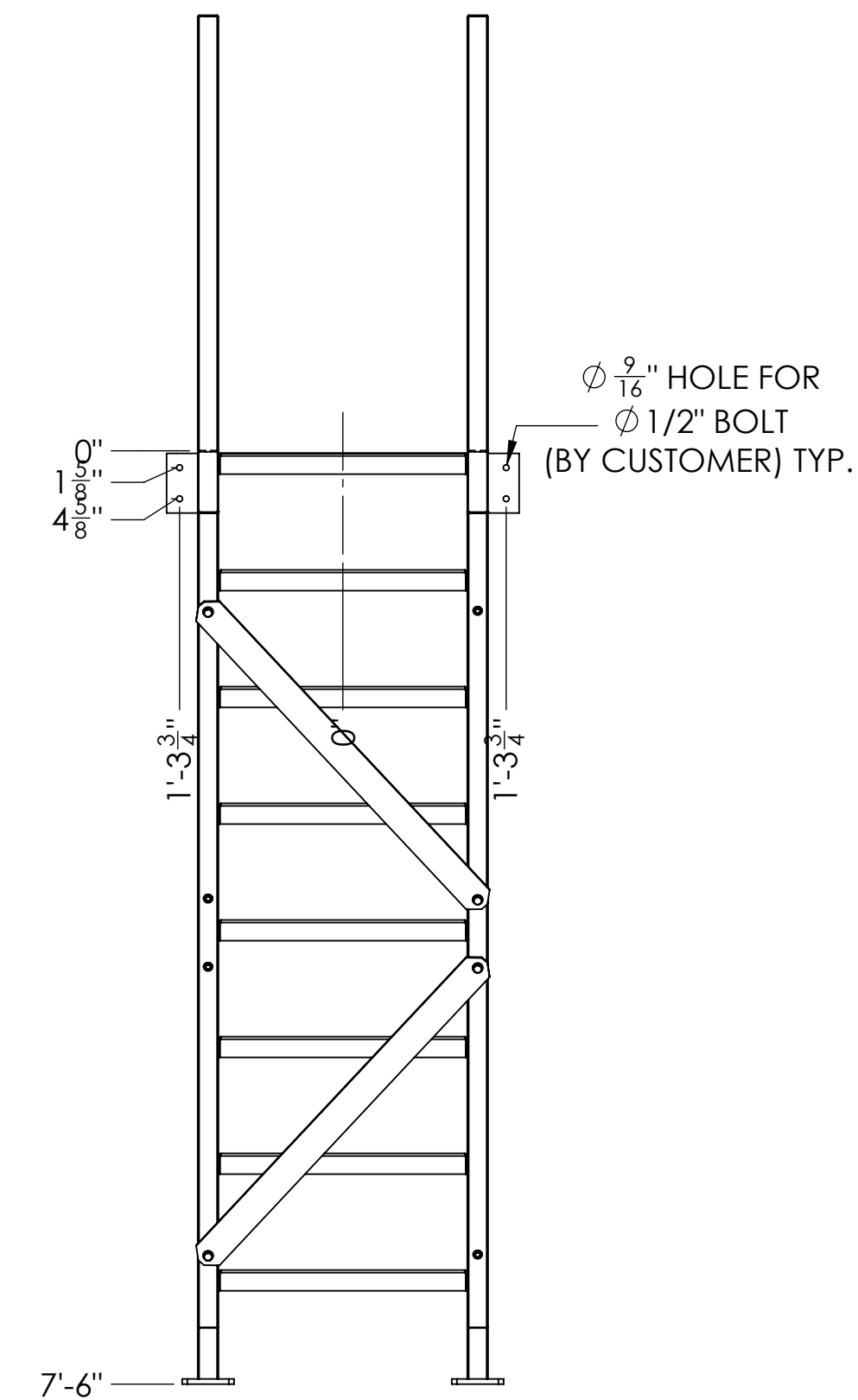
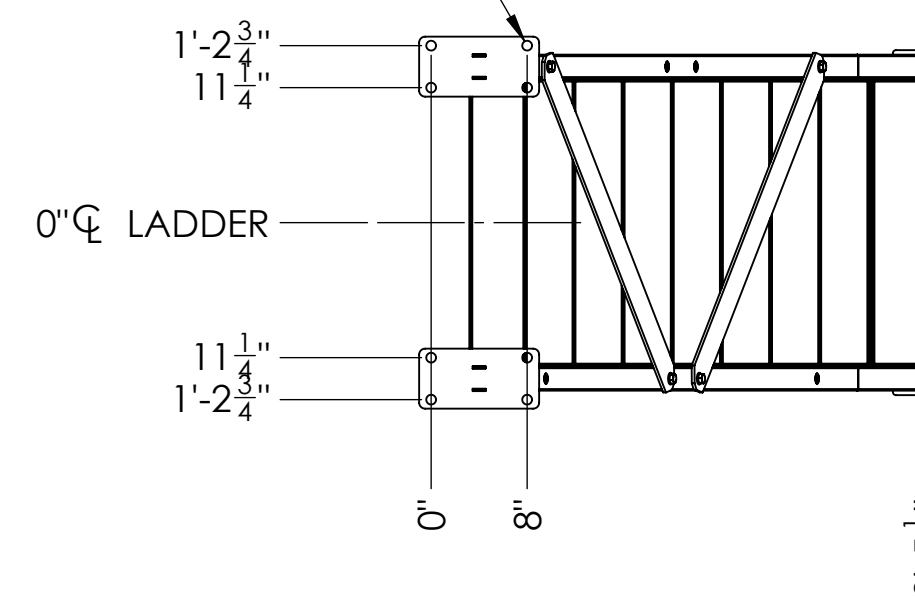
LIVE LOADS	WEIGHT(LBS)
HANDRAIL	200
LADDER	300

CUSTOMER IS RESPONSIBLE FOR PROVIDING ADEQUATE SUPPORT AND ANCHORING FOR NEW PERFECTASTEP EQUIPMENT

				DO NOT SCALE	TOLERANCES: UNLESS OTHERWISE SPECIFIED	PERFECTASTEP WELDING STANDARDS SEAL WELD UNLESS OTHERWISE NOTED USE FILLETS LISTED BELOW UNLESS OTHERWISE NOTED	ALL INFORMATION CONTAINED HEREIN IS CONFIDENTIAL AND PROPRIETARY AND MAY NOT BE DISCLOSED IN ANY FORM WITHOUT PRIOR WRITTEN CONSENT OF PERFECTASTEP	ES-SL-AL-8S-90TOW-LADDER-A		SHEET: 1 OF 2
				PROJECTION: THIRD ANGLE	LINEAR: X"-Y" = + $\frac{1}{16}$ " X" = + $\frac{1}{32}$ " .X = ±.1 .XX = ±.03 .XXX = ±.010	Material Thickness of Thinner Part Joined (inch) Minimum Fillet Size - S (inch) To 1/4" 1/8" Over 1/4" to 1/2" 3/16" Over 1/2" to 3/4" 1/4" Over 3/4" 5/16"	 WWW.ERECTASTEP.COM 888-878-1839	ABAS #: 110943		SCALE: 1:8
A	UPDATED PER DD-23-0011	11/29/23	ESC					FINISH: PER BOM		SIZE: D
#	DESCRIPTION	DATE	BY					CHECK:	DRAFT:	REV: A



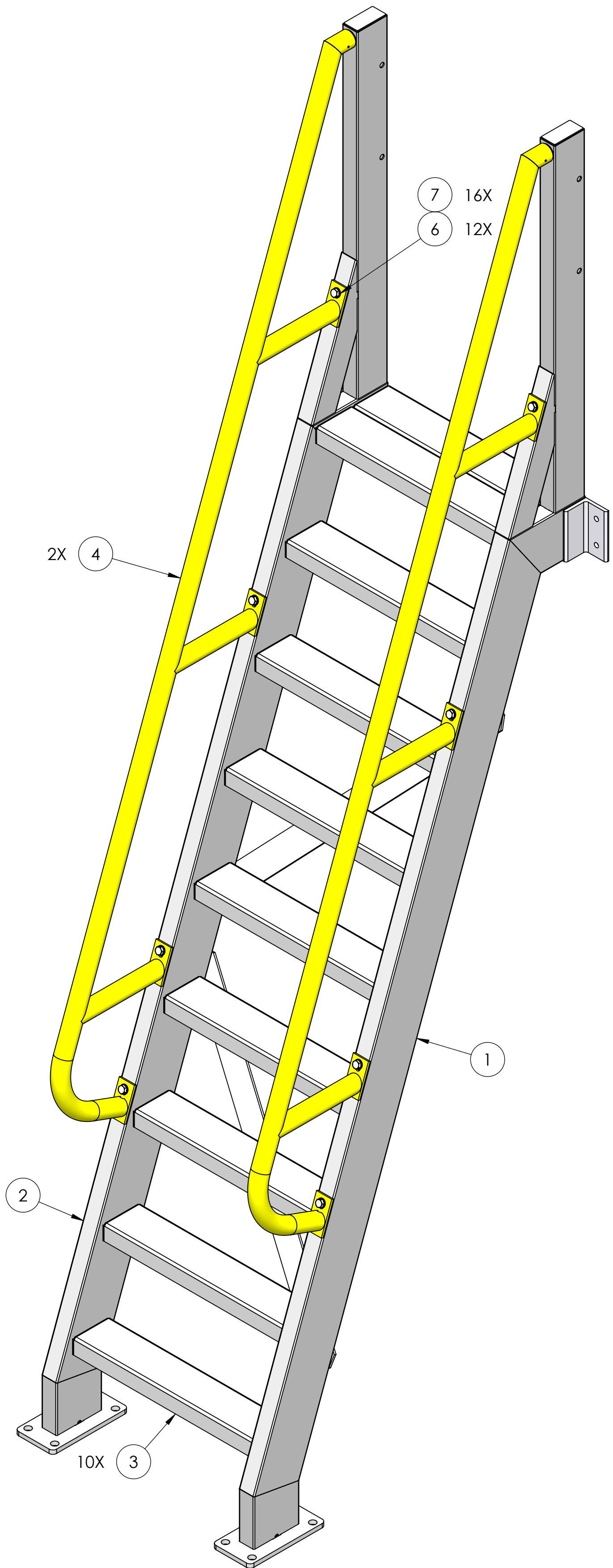
Ø 13/16" HOLE FOR
Ø 3/4" ANCHOR BOLT
(BY CUSTOMER) TYP.



CUSTOMER IS RESPONSIBLE FOR PROVIDING ADEQUATE SUPPORT AND ANCHORING FOR NEW PERFECTSTEP EQUIPMENT

<p>DO NOT SCALE</p> <p>PROJECTION: </p> <p>THIRD ANGLE</p>				<p>TOLERANCES: UNLESS OTHERWISE SPECIFIED</p> <p>LINEAR: X"-Y" = +1/16" -1/32"</p> <p>.X = ±.1</p> <p>.XX = ±.03</p> <p>.XXX = ±.010</p> <p>ANGULAR: +/- 1/2°</p>		<p>PERFECTSTEP WELDING STANDARDS</p> <p>SEAL WELD UNLESS OTHERWISE NOTED</p> <p>USE FILLETS LISTED BELOW UNLESS OTHERWISE NOTED</p> <p>Material Thickness of Thinner Part Joined (inch) Minimum Fillet Size - S (inch)</p> <p>To 1/4" 1/8"</p> <p>Over 1/4" to 1/2" 3/16"</p> <p>Over 1/2" to 3/4" 1/4"</p> <p>Over 3/4" 5/16"</p>		<p>ALL INFORMATION CONTAINED HEREIN IS CONFIDENTIAL AND PROPRIETARY AND MAY NOT BE DISCLOSED IN ANY FORM WITHOUT PRIOR WRITTEN CONSENT OF PERFECTSTEP</p>		<p>ES-SL-AL-8S-90TOW-LADDER-A</p>		<p>SHEET: 2 OF 2</p>	
				<p>PERFECTSTEP</p> <p>WWW.ERECTASTEP.COM</p> <p>888-878-1839</p>		<p>ABAS #: 110943</p>		<p>FINISH: PER BOM</p>		<p>SCALE: 1:16</p>			
<p>A UPDATED PER DD-23-0011</p>				<p>11/29/23 ESC</p>		<p>DATE BY</p>		<p>DETAIL: ENG:</p>		<p>SIZE: D</p>			
<p># DESCRIPTION</p>				<p>DATE BY</p>		<p>CHECK: DRAFT:</p>		<p>REV: A</p>					

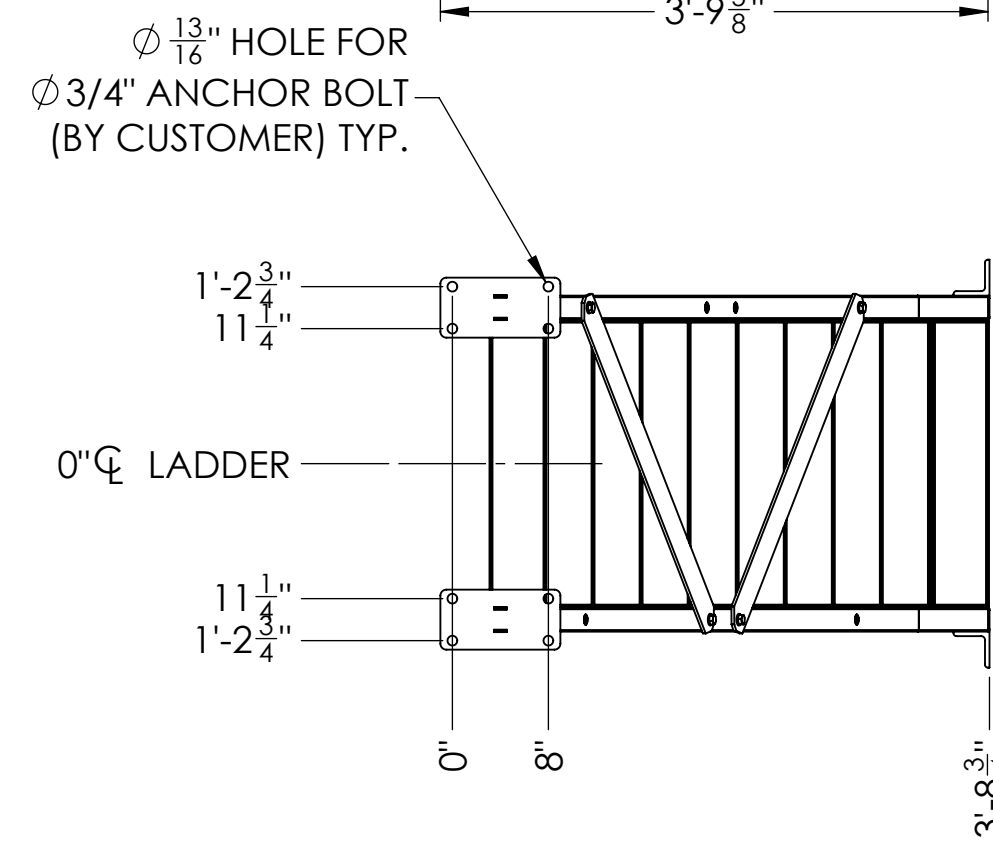
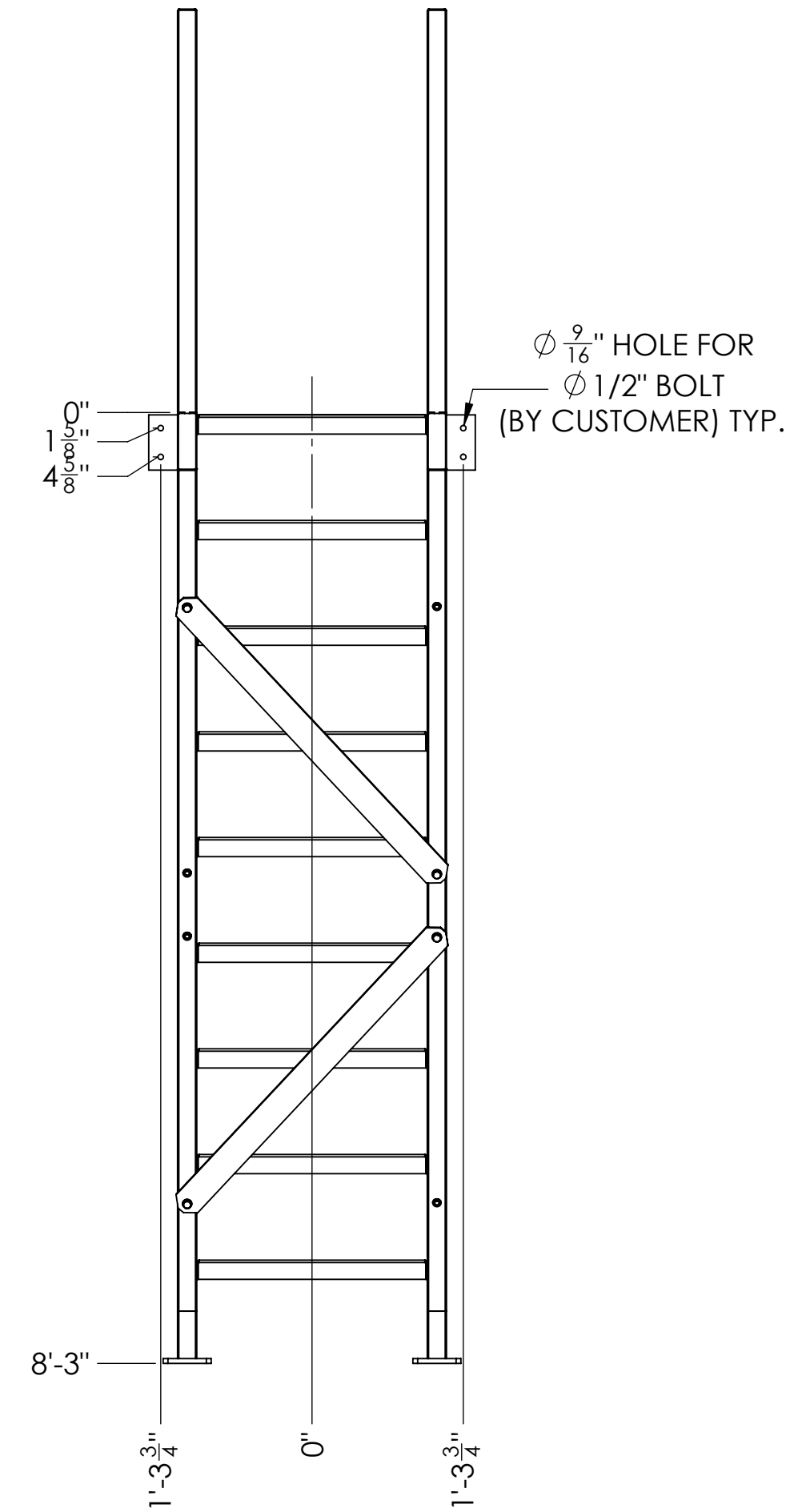
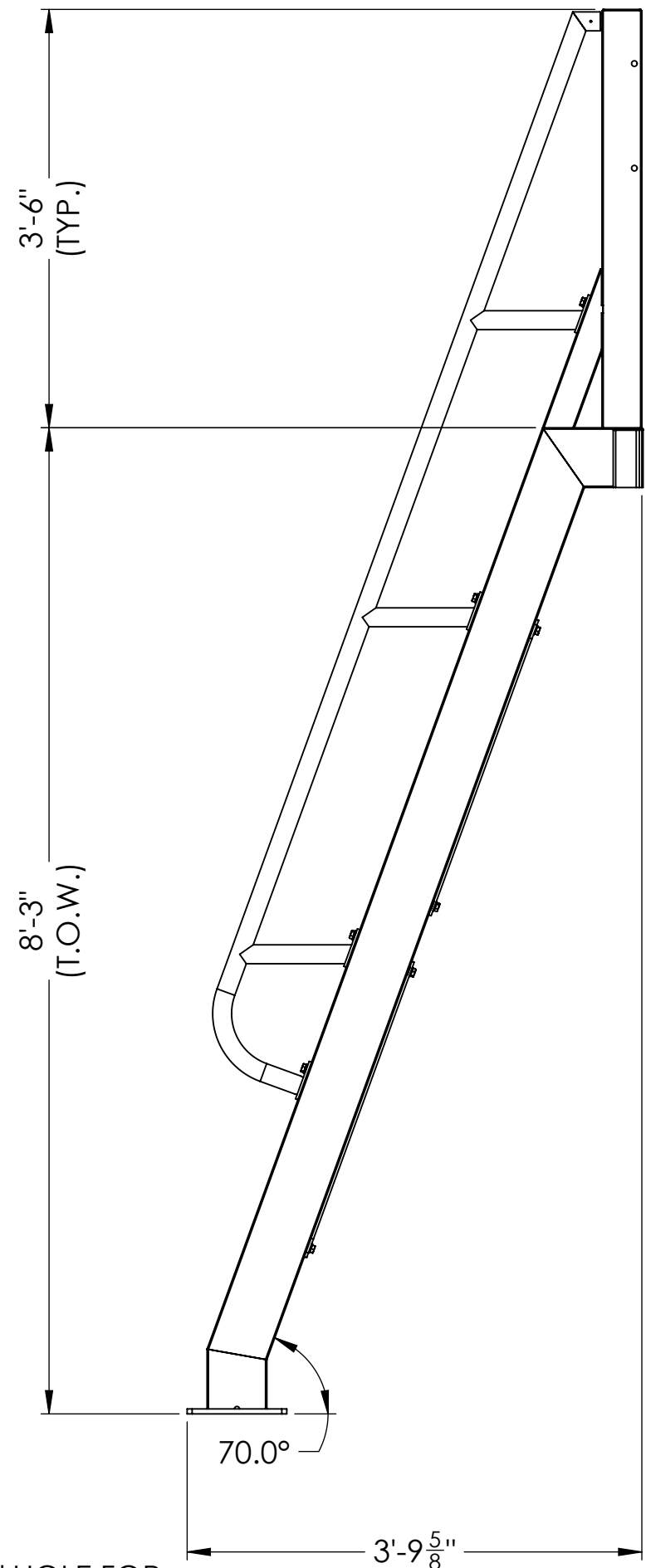
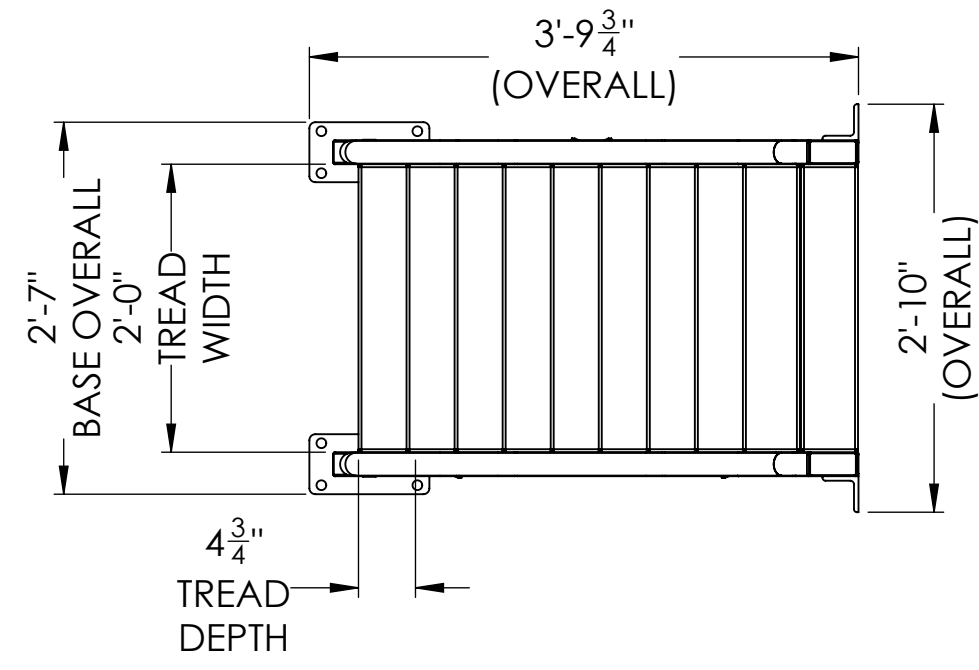
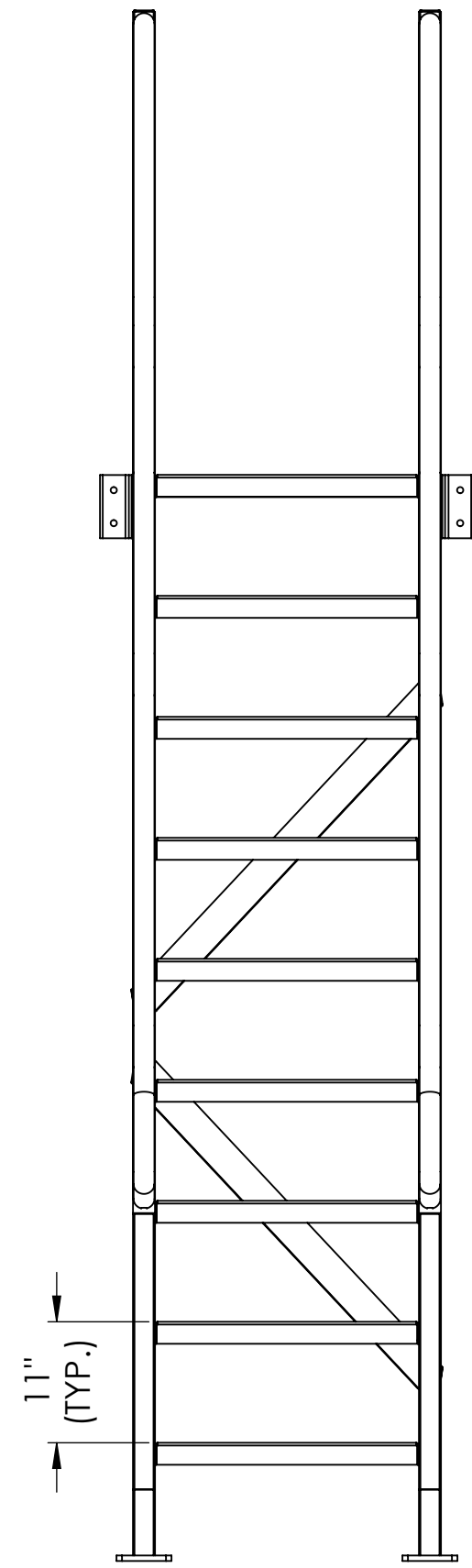
BOM Table			
MINOR MARK	QTY	PartName	ABAS
1	1	ES-SL-AL-9S-99TOW-LADDER-RH-W	169234
2	1	ES-SL-AL-9S-99TOW-LADDER-LH-W	110920
3	10	M3 & RS STEP 24 WIDE-FLAT (M3,RS-C,RS-TR)	10870
4	2	ES-SL-AL-9S-99TOW-HANDRAIL-W	110848
5	2	ES-STAIR-UNDERBRACE	54129
6	12	BOLT 1/2-13 X 1 1/2 SERRATED HEX, PLATED	10131
7	16	AVK 1/2-13 INSERT STEEL TIN PLATED	10185
8	80	RIVET - 1/4"x1/2" GRIP AL	11143
9	9	PERFECTASTEP STEP LABEL6 - 1.625" X 20" (APPLIED ON PRODUCT)	52010



LIVE LOADS	WEIGHT(LBS)
HANDRAIL	200
LADDER	300

CUSTOMER IS RESPONSIBLE FOR PROVIDING ADEQUATE SUPPORT AND ANCHORING FOR NEW PERFECTASTEP EQUIPMENT

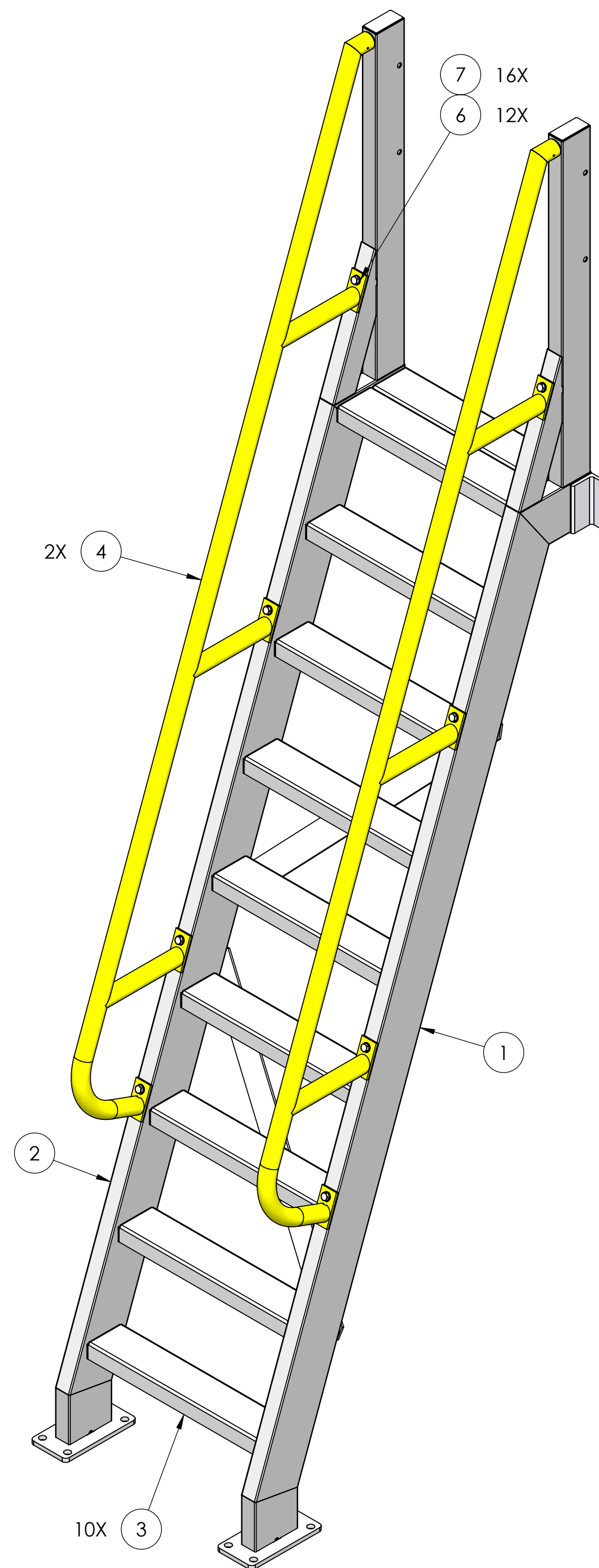
				DO NOT SCALE	TOLERANCES: UNLESS OTHERWISE SPECIFIED	PERFECTASTEP WELDING STANDARDS <small>SEAL WELD UNLESS OTHERWISE NOTED USE FILLETS LISTED BELOW UNLESS OTHERWISE NOTED</small>	ALL INFORMATION CONTAINED HEREIN IS CONFIDENTIAL AND PROPRIETARY AND MAY NOT BE DISCLOSED IN ANY FORM WITHOUT PRIOR WRITTEN CONSENT OF PERFECTASTEP	ES-SL-AL-9S-99TOW-LADDER-A		SHEET: 1 OF 2
				PROJECTION: THIRD ANGLE	LINEAR: X"-Y" = + $\frac{1}{16}$ " X" = + $\frac{1}{32}$ " .X = ±.1 .XX = ±.03 .XXX = ±.010	Material Thickness of Thinner Part Joined (inch) Minimum Fillet Size - S (inch) To 1/4" 1/8" Over 1/4" to 1/2" 3/16" Over 1/2" to 3/4" 1/4" Over 3/4" 5/16"			ABAS #: 110944	SCALE: 1:8
A	UPDATED PER DD-23-0011	11/29/23	ESC	DATE	BY	FINISH: PER BOM			DETAIL:	ENG:
#	DESCRIPTION	DATE	BY	THIRD ANGLE	ANGULAR: +/ - 1/2°		WWW.ERECTASTEP.COM 888-878-1839	CHECK:	DRAFT:	REV: A



CUSTOMER IS RESPONSIBLE FOR PROVIDING ADEQUATE SUPPORT AND ANCHORING FOR NEW PERFECTASTEP EQUIPMENT

				DO NOT SCALE	TOLERANCES: UNLESS OTHERWISE SPECIFIED	PERFECTASTEP WELDING STANDARDS SEAL WELD UNLESS OTHERWISE NOTED USE FILLETS LISTED BELOW UNLESS OTHERWISE NOTED	ALL INFORMATION CONTAINED HEREIN IS CONFIDENTIAL AND PROPRIETARY AND MAY NOT BE DISCLOSED IN ANY FORM WITHOUT PRIOR WRITTEN CONSENT OF PERFECTASTEP	ES-SL-AL-9S-99TOW-LADDER-A		SHEET: 2 OF 2	
				PROJECTION: THIRD ANGLE	LINEAR: X"-Y" = +1/16" X" = +1/32" .X = ±.1 .XX = ±.03 .XXX = ±.010	Material Thickness of Thinner Part Joined (inch) Minimum Fillet Size - S (inch) To 1/4" 1/8" Over 1/4" to 1/2" 3/16" Over 1/2" to 3/4" 1/4" Over 3/4" 5/16"	WWW.ERECTASTEP.COM 888-878-1839	ABAS #: 110944	FINISH: PER BOM	SCALE: 1:16	
A	UPDATED PER DD-23-0011	11/29/23	ESC						DETAIL:	ENG:	SIZE: D
#	DESCRIPTION	DATE	BY						CHECK:	DRAFT:	REV: A

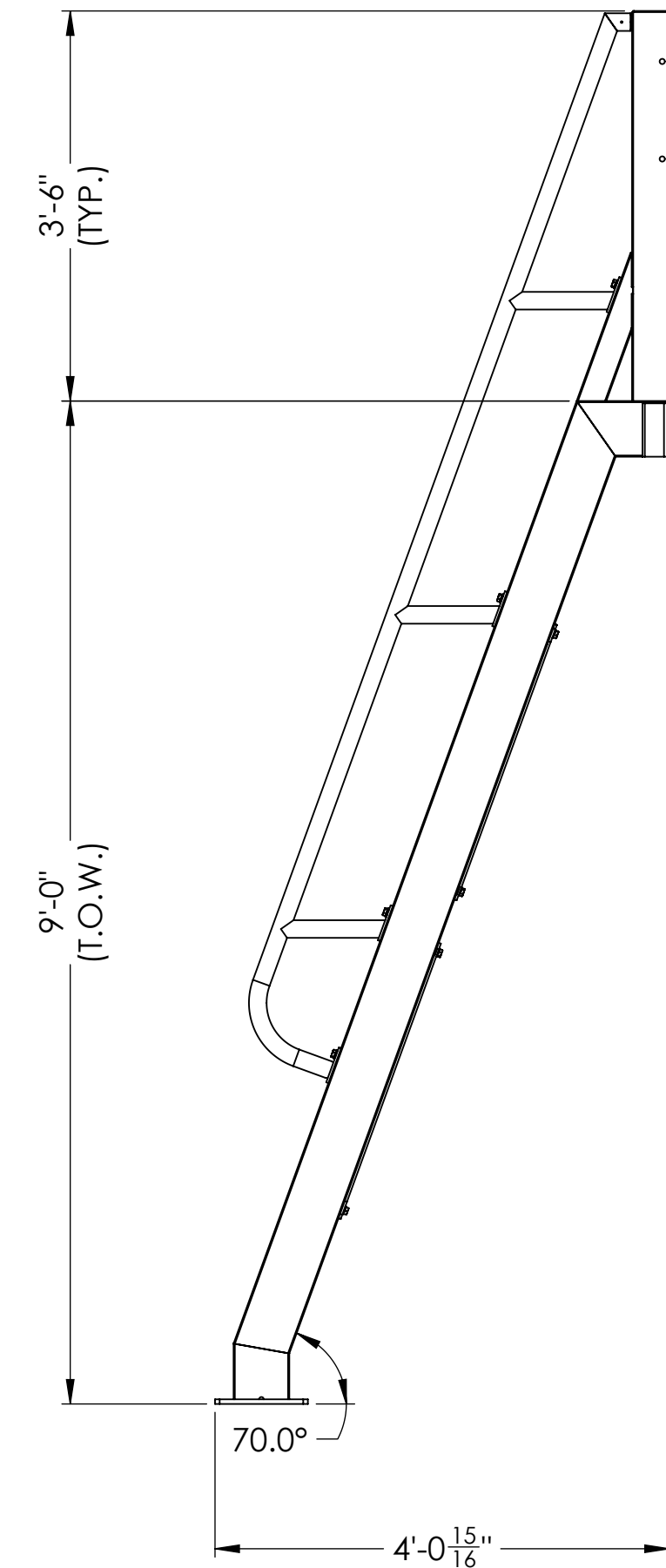
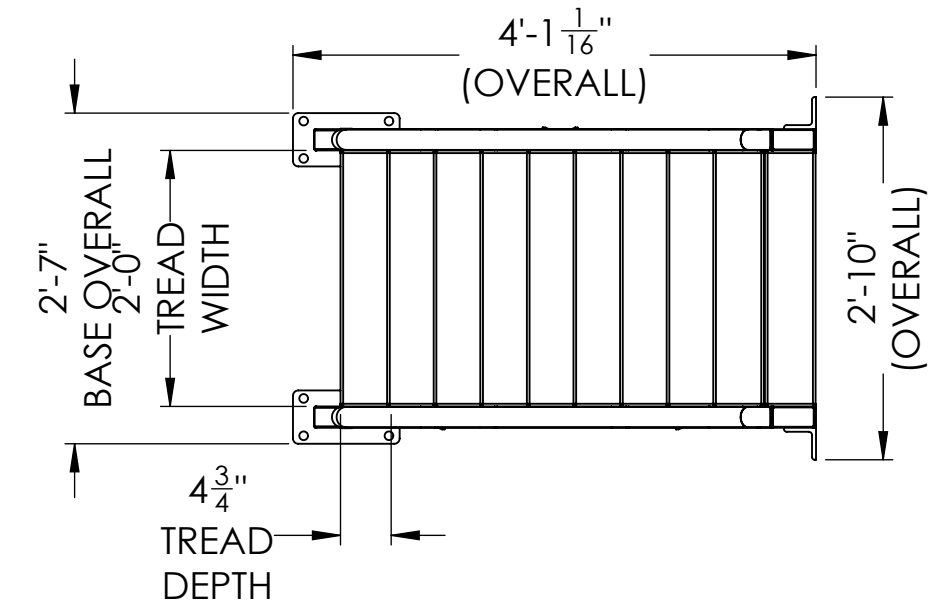
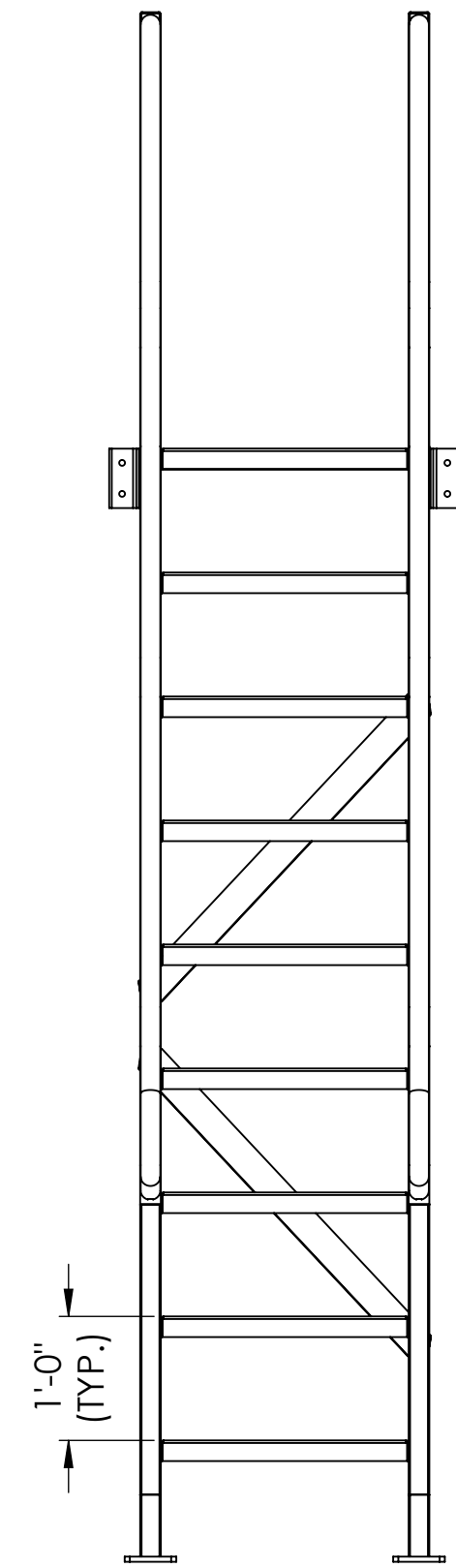
BOM Table			
MINOR MARK	QTY	PartName	ABAS
1	1	ES-SL-AL-9S-108TOW-LADDER-RH-W	169235
2	1	ES-SL-AL-9S-108TOW-LADDER-LH-W	110921
3	10	M3 & RS STEP 24 WIDE-FLAT (M3,RS-C,RS-TR)	10870
4	2	ES-SL-AL-9S-108TOW-HANDRAIL-W	110849
5	2	ES-STAIR-UNDERBRACE	54129
6	12	BOLT 1/2-13 X 1 1/2 SERRATED HEX, PLATED	10131
7	16	AVK 1/2-13 INSERT STEEL TIN PLATED	10185
8	80	RIVET - 1/4"x1/2" GRIP AL	11143
9	9	PERFECTASTEP STEP LABEL6 - 1.625" X 20" (APPLIED ON PRODUCT)	52010



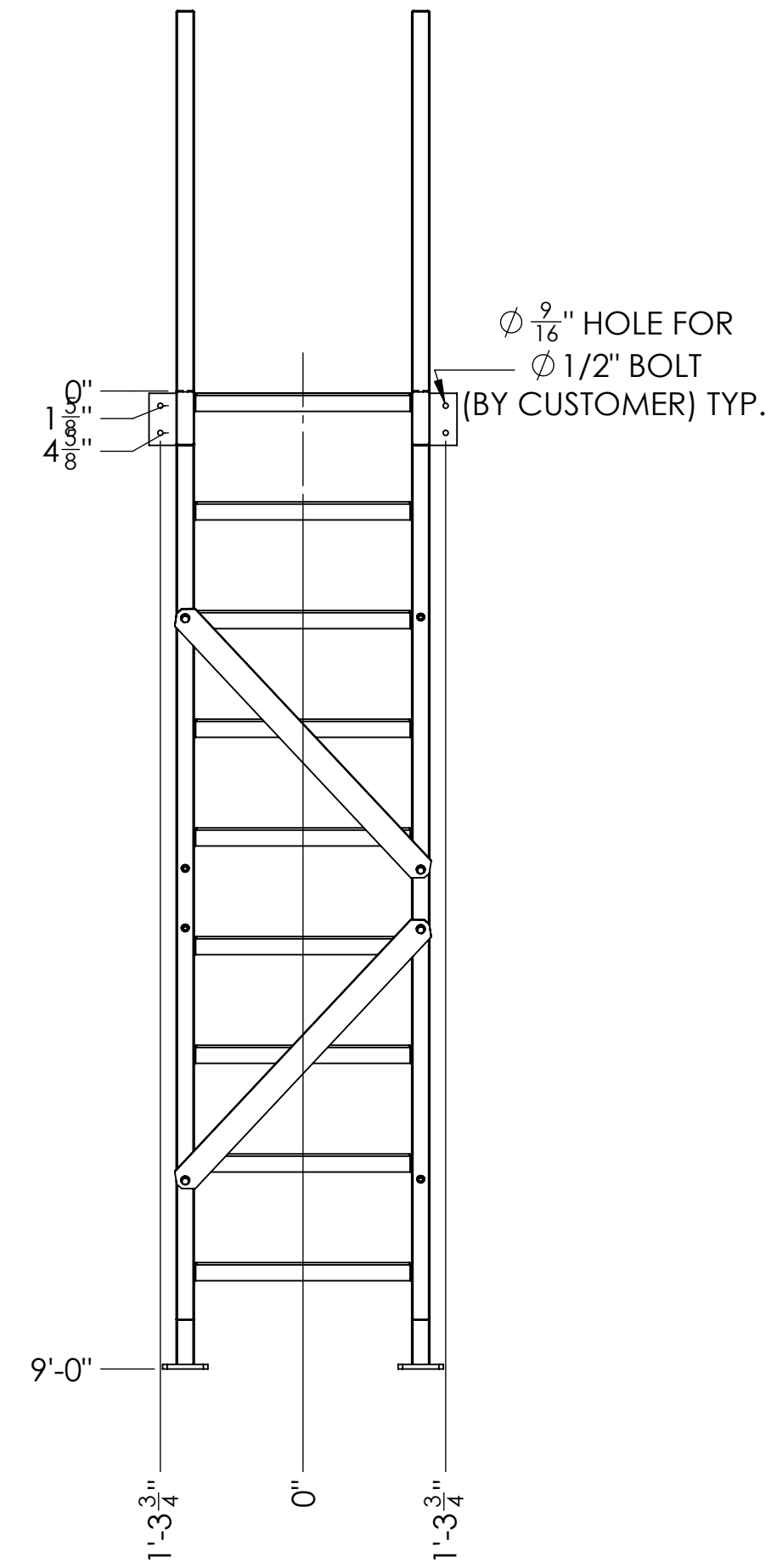
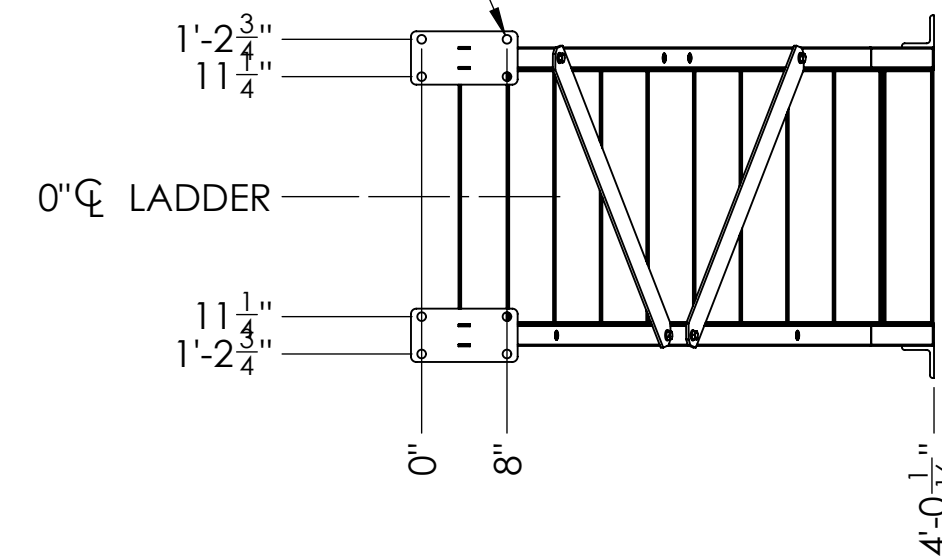
LIVE LOADS	WEIGHT(LBS)
HANDRAIL	200
LADDER	300

CUSTOMER IS RESPONSIBLE FOR PROVIDING ADEQUATE SUPPORT AND ANCHORING FOR NEW PERFECTASTEP EQUIPMENT

				DO NOT SCALE	TOLERANCES: UNLESS OTHERWISE SPECIFIED	PERFECTASTEP WELDING STANDARDS <small>SEAL WELD UNLESS OTHERWISE NOTED USE FILLETS LISTED BELOW UNLESS OTHERWISE NOTED</small>	ALL INFORMATION CONTAINED HEREIN IS CONFIDENTIAL AND PROPRIETARY AND MAY NOT BE DISCLOSED IN ANY FORM WITHOUT PRIOR WRITTEN CONSENT OF PERFECTASTEP	ES-SL-AL-9S-108TOW-LADDER-A		SHEET: 1 OF 2	
				PROJECTION: THIRD ANGLE	LINEAR: X"-Y" = +1/16" X" = +1/32" .X = ±.1 .XX = ±.03 .XXX = ±.010	Material Thickness of Thinner Part Joined (inch) Minimum Fillet Size - S (inch) To 1/4" 1/8" Over 1/4" to 1/2" 3/16" Over 1/2" to 3/4" 1/4" Over 3/4" 5/16"	WWW.ERECTASTEP.COM 888-878-1839	ABAS #: 110945	FINISH: PER BOM	SCALE: 1:10	
A	UPDATED PER DD-23-0011	11/29/23	ESC						DETAIL:	ENG:	SIZE: D
#	DESCRIPTION	DATE	BY						CHECK:	DRAFT:	REV: A



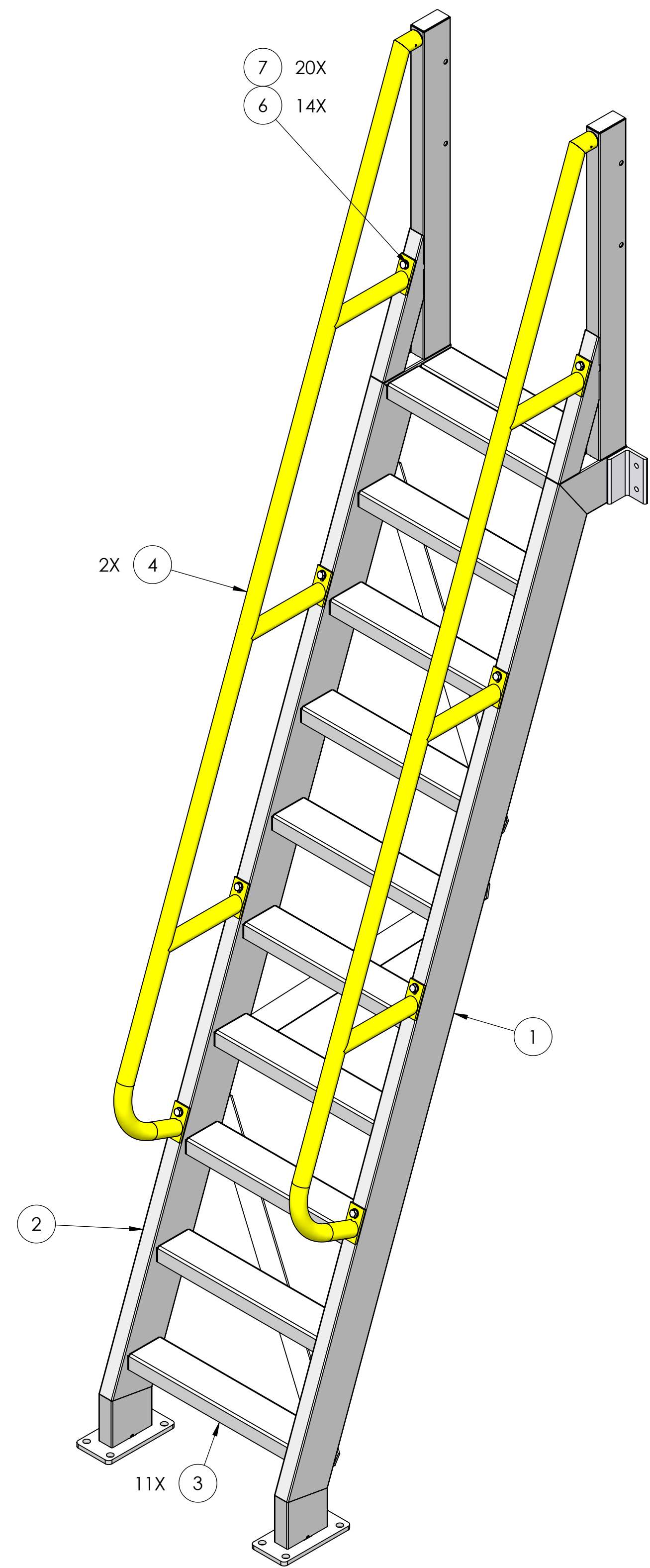
Ø 13/16" HOLE FOR
Ø 3/4" ANCHOR BOLT
(BY CUSTOMER) TYP.



CUSTOMER IS RESPONSIBLE FOR PROVIDING ADEQUATE SUPPORT AND ANCHORING FOR NEW PERFECTSTEP EQUIPMENT

				DO NOT SCALE	TOLERANCES: UNLESS OTHERWISE SPECIFIED	PERFECTSTEP WELDING STANDARDS SEAL WELD UNLESS OTHERWISE NOTED USE FILLETS LISTED BELOW UNLESS OTHERWISE NOTED	ALL INFORMATION CONTAINED HEREIN IS CONFIDENTIAL AND PROPRIETARY AND MAY NOT BE DISCLOSED IN ANY FORM WITHOUT PRIOR WRITTEN CONSENT OF PERFECTSTEP	ES-SL-AL-9S-108TOW-LADDER-A		SHEET: 2 OF 2
				PROJECTION: THIRD ANGLE	LINEAR: X"-Y" = +1/16" X" = +1/32" .X = ±.1 .XX = ±.03 .XXX = ±.010	Material Thickness of Thinner Part Joined (inch) Minimum Fillet Size - S (inch) To 1/4" 1/8" Over 1/4" to 1/2" 3/16" Over 1/2" to 3/4" 1/4" Over 3/4" 5/16"	WWW.ERECTASTEP.COM 888-878-1839	ABAS #: 110945	FINISH: PER BOM	SCALE: 1:18
A	UPDATED PER DD-23-0011	11/29/23	ESC							SIZE: D
#	DESCRIPTION	DATE	BY							REV: A

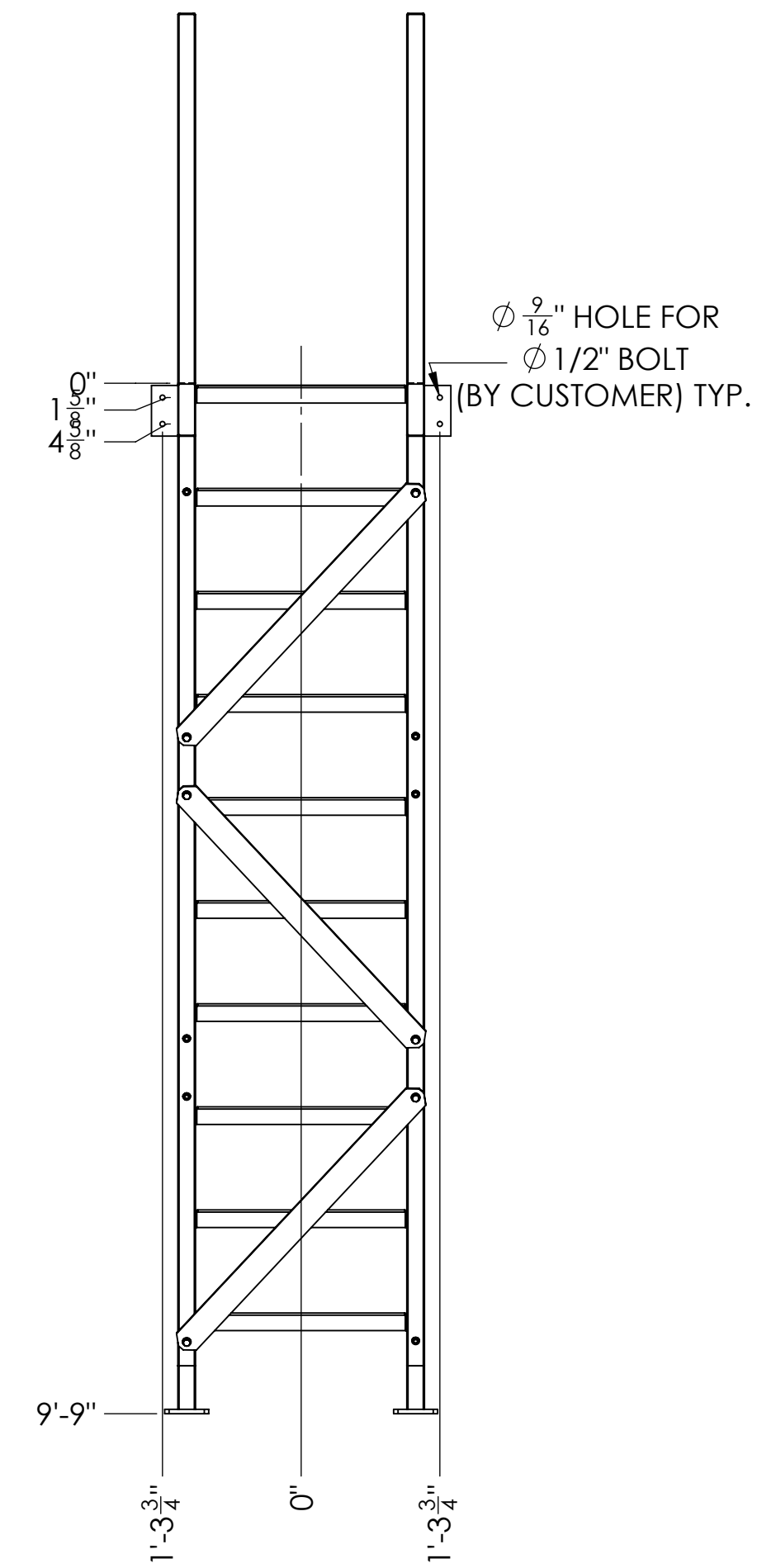
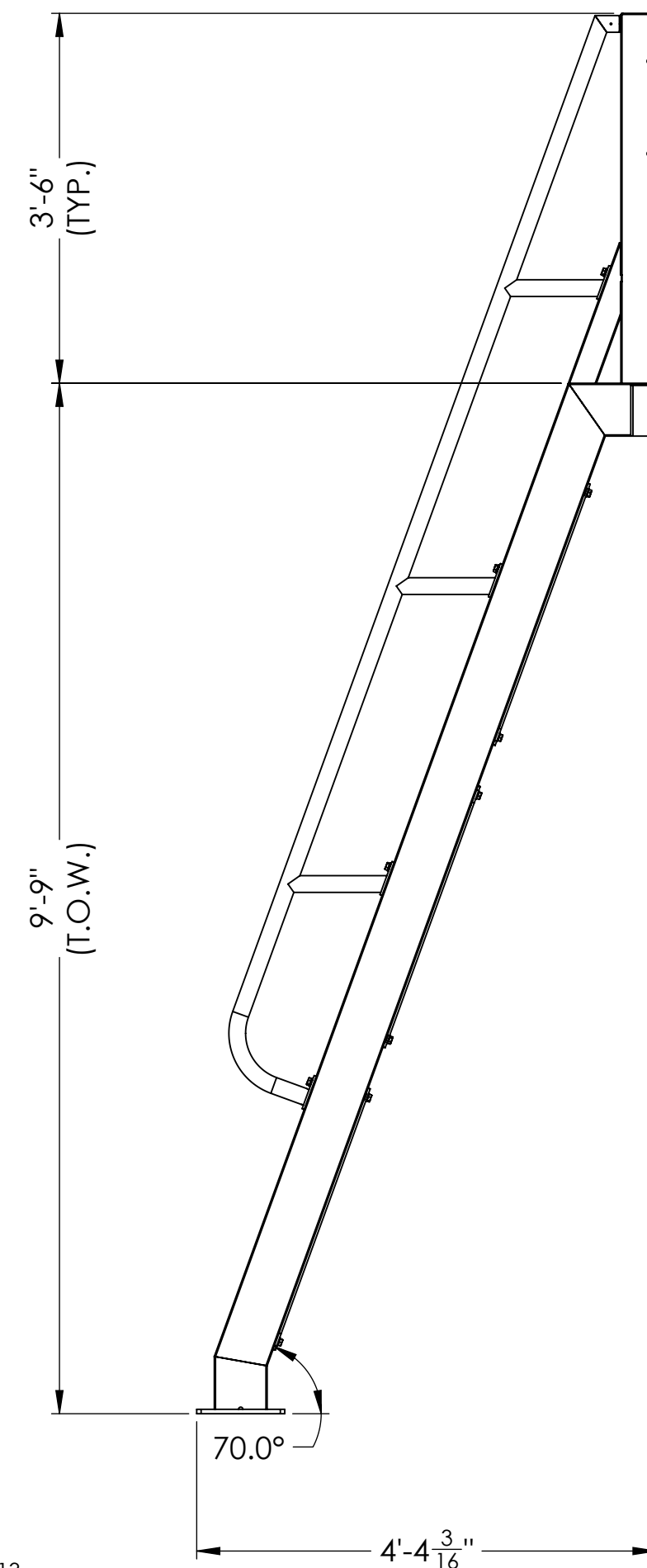
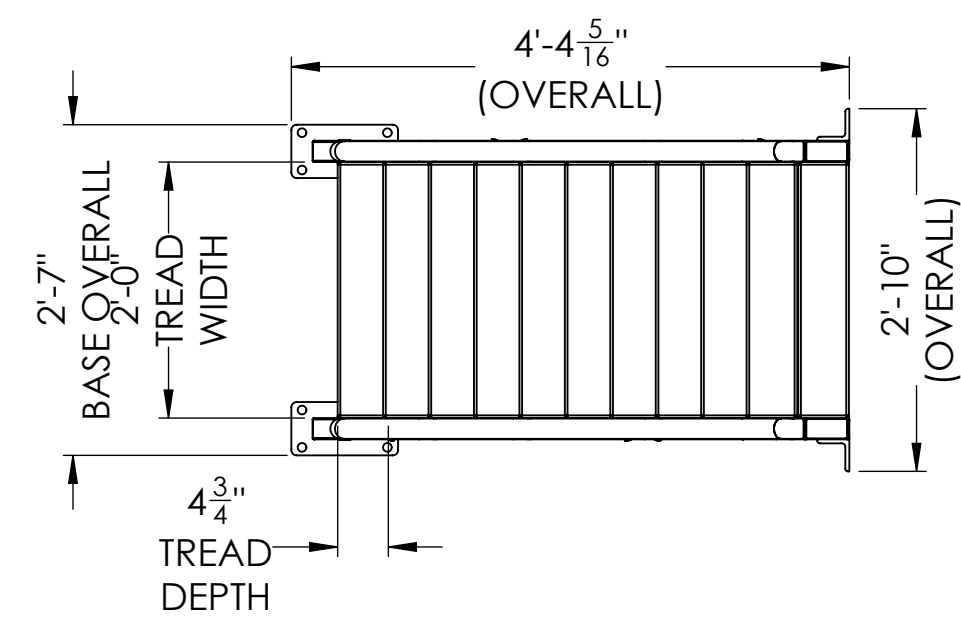
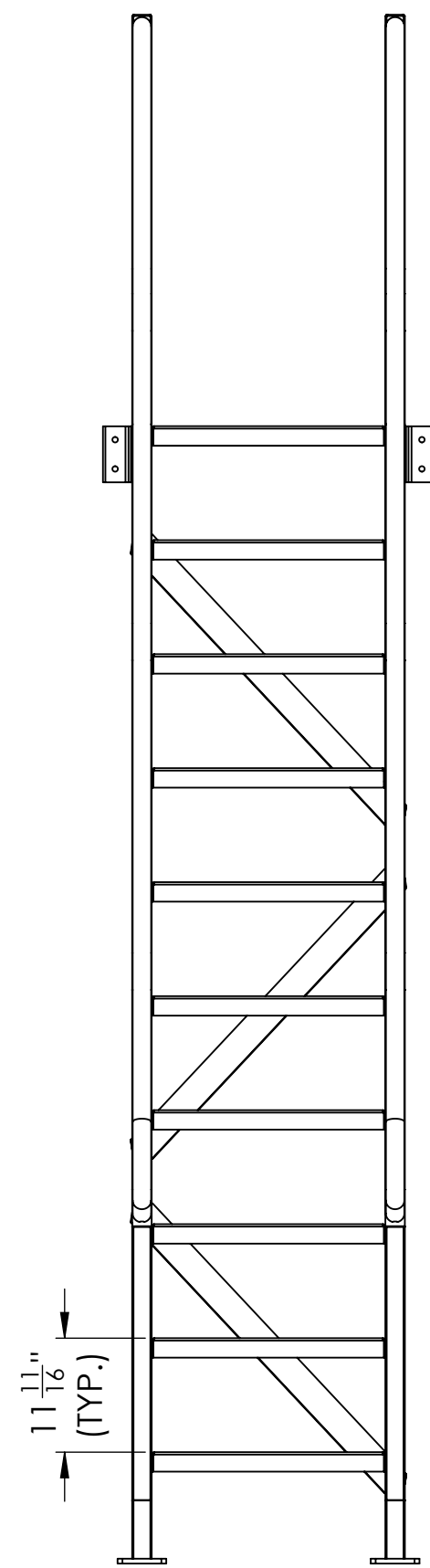
BOM Table			
MINOR MARK	QTY	PartName	ABAS
1	1	ES-SL-AL-10S-117TOW-LADDER-RH-W	169236
2	1	ES-SL-AL-10S-117TOW-LADDER-LH-W	110922
3	11	M3 & RS STEP 24 WIDE-FLAT (M3,RS-C,RS-TR)	10870
4	2	ES-SL-AL-10S-117TOW-HANDRAIL-W	110850
5	3	ES-STAIR-UNDERBRACE	54129
6	14	BOLT 1/2-13 X 1 1/2 SERRATED HEX, PLATED	10131
7	20	AVK 1/2-13 INSERT STEEL TIN PLATED	10185
8	88	RIVET - 1/4"x1/2" GRIP AL	11143
9	10	PERFECTASTEP STEP LABEL6 - 1.625" X 20" (APPLIED ON PRODUCT)	52010



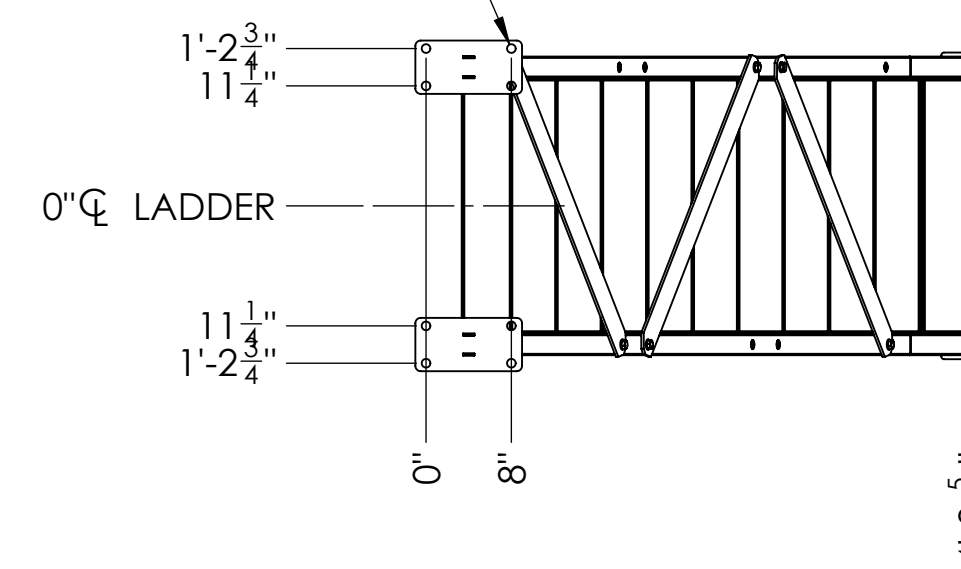
LIVE LOADS	WEIGHT(LBS)
HANDRAIL	200
LADDER	300

CUSTOMER IS RESPONSIBLE FOR PROVIDING ADEQUATE SUPPORT AND ANCHORING FOR NEW PERFECTASTEP EQUIPMENT

				DO NOT SCALE	TOLERANCES: UNLESS OTHERWISE SPECIFIED	PERFECTASTEP WELDING STANDARDS <small>SEAL WELD UNLESS OTHERWISE NOTED USE FILLETS LISTED BELOW UNLESS OTHERWISE NOTED</small>	ALL INFORMATION CONTAINED HEREIN IS CONFIDENTIAL AND PROPRIETARY AND MAY NOT BE DISCLOSED IN ANY FORM WITHOUT PRIOR WRITTEN CONSENT OF PERFECTASTEP	ES-SL-AL-10S-117TOW-LADDER-A		SHEET: 1 OF 2		
				PROJECTION: THIRD ANGLE	LINEAR: X"-Y" = +1/16" X" = +1/32" .X = ±.1 .XX = ±.03 .XXX = ±.010	Material Thickness of Thinner Part Joined (inch) Minimum Fillet Size - S (inch) To 1/4" 1/8" Over 1/4" to 1/2" 3/16" Over 1/2" to 3/4" 1/4" Over 3/4" 5/16"			ABAS #: 110946	FINISH: PER BOM	SCALE: 1:10	
A	UPDATED PER DD-23-0011	11/29/23	ESC								DETAIL:	ENG:
#	DESCRIPTION	DATE	BY						WWW.ERECTASTEP.COM 888-878-1839	CHECK:	DRAFT:	REV: A



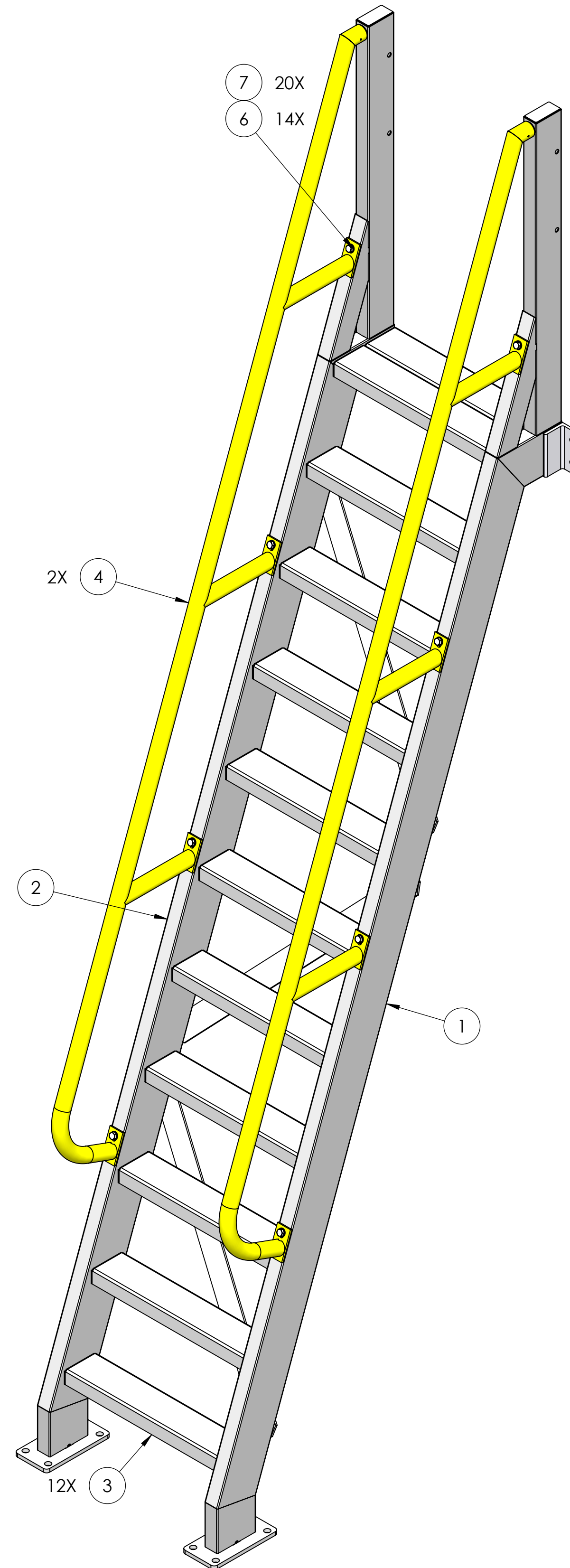
$\varnothing 13/16$ " HOLE FOR
 $\varnothing 3/4$ " ANCHOR BOLT
(BY CUSTOMER) TYP.



CUSTOMER IS RESPONSIBLE FOR PROVIDING ADEQUATE SUPPORT AND ANCHORING FOR NEW PERFECTASTEP EQUIPMENT

DO NOT SCALE PROJECTION: THIRD ANGLE TOLERANCES: UNLESS OTHERWISE SPECIFIED LINEAR: X"-Y" = $\pm 1/16$ " X" = $\pm 1/32$ " .X = $\pm .1$.XX = $\pm .03$.XXX = $\pm .010$ ANGULAR: $\pm 1/2^\circ$ PERFECTASTEP WELDING STANDARDS SEAL WELD UNLESS OTHERWISE NOTED USE FILLETS LISTED BELOW UNLESS OTHERWISE NOTED Material Thickness of Thinner Part Joined (inch) Minimum Fillet Size - S (inch) To 1/4" 1/8" Over 1/4" to 1/2" 3/16" Over 1/2" to 3/4" 1/4" Over 3/4" 5/16" ALL INFORMATION CONTAINED HEREIN IS CONFIDENTIAL AND PROPRIETARY AND MAY NOT BE DISCLOSED IN ANY FORM WITHOUT PRIOR WRITTEN CONSENT OF PERFECTASTEP WWW.ERECTASTEP.COM 888-878-1839				ES-SL-AL-10S-117TOW-LADDER-A SHEET: 2 OF 2		
				ABAS #: 110946 FINISH: PER BOM SCALE: 1:18		
A UPDATED PER DD-23-0011 # DESCRIPTION		11/29/23 DATE	ESC BY	DETAIL: CHECK:	ENG: DRAFT:	SIZE: D REV: A

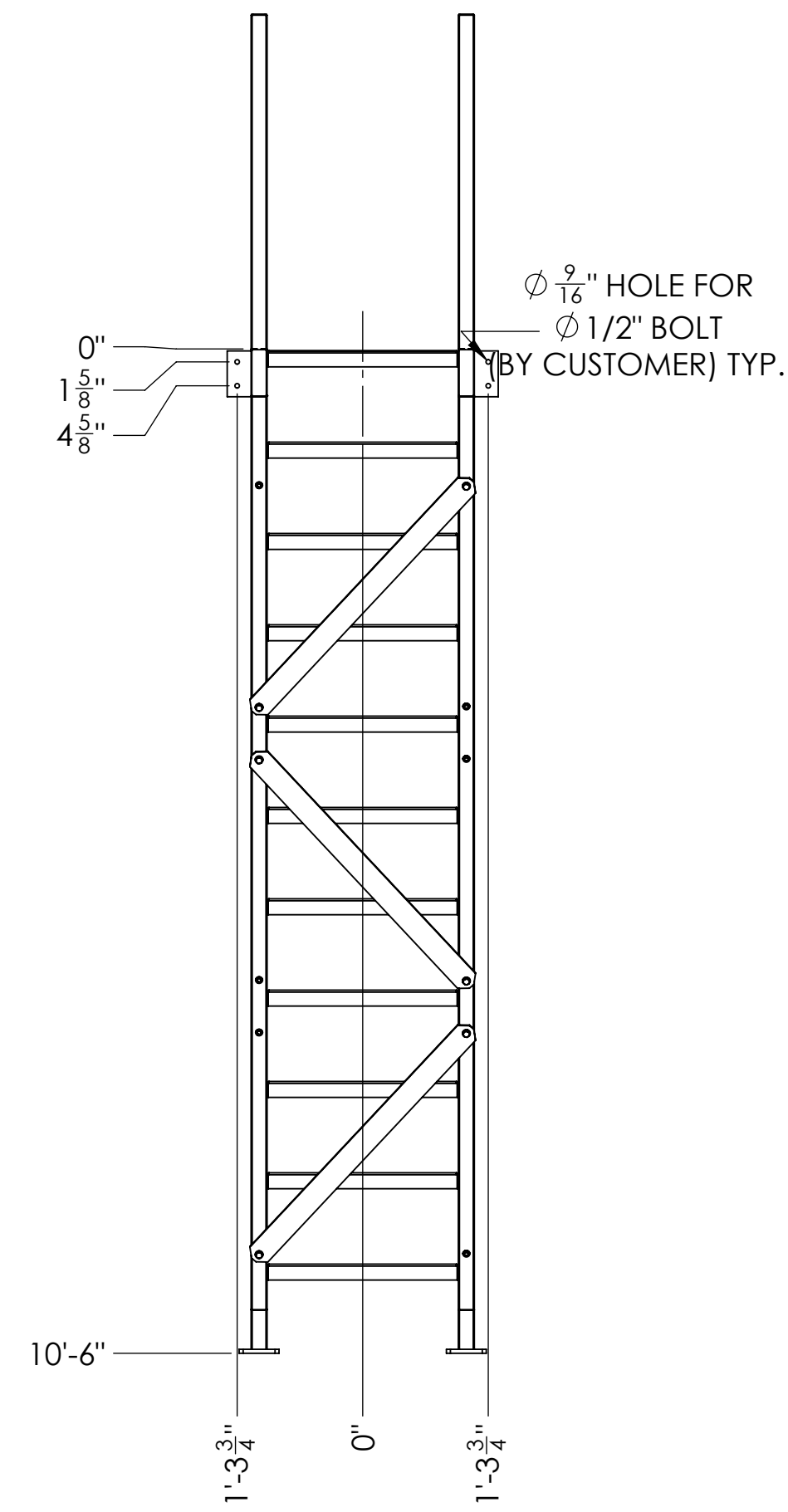
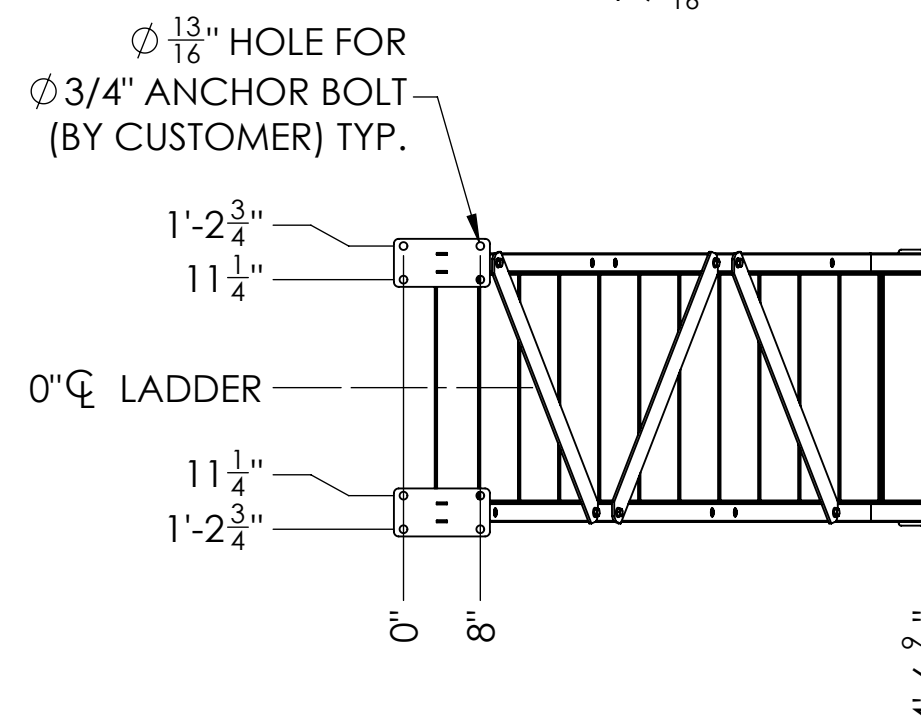
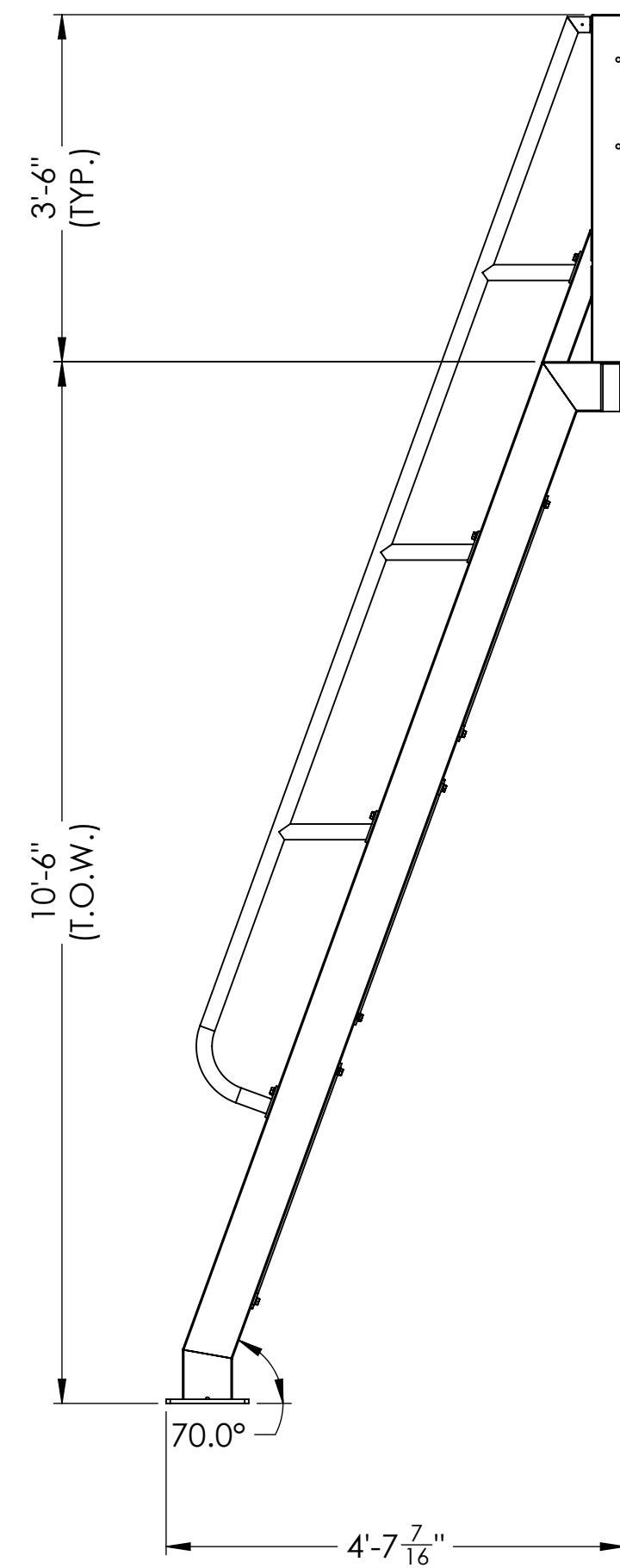
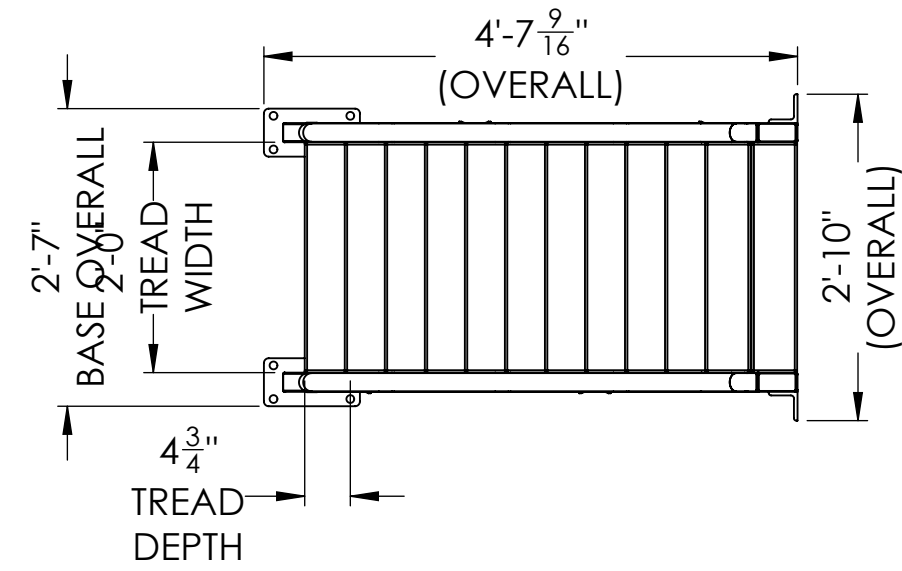
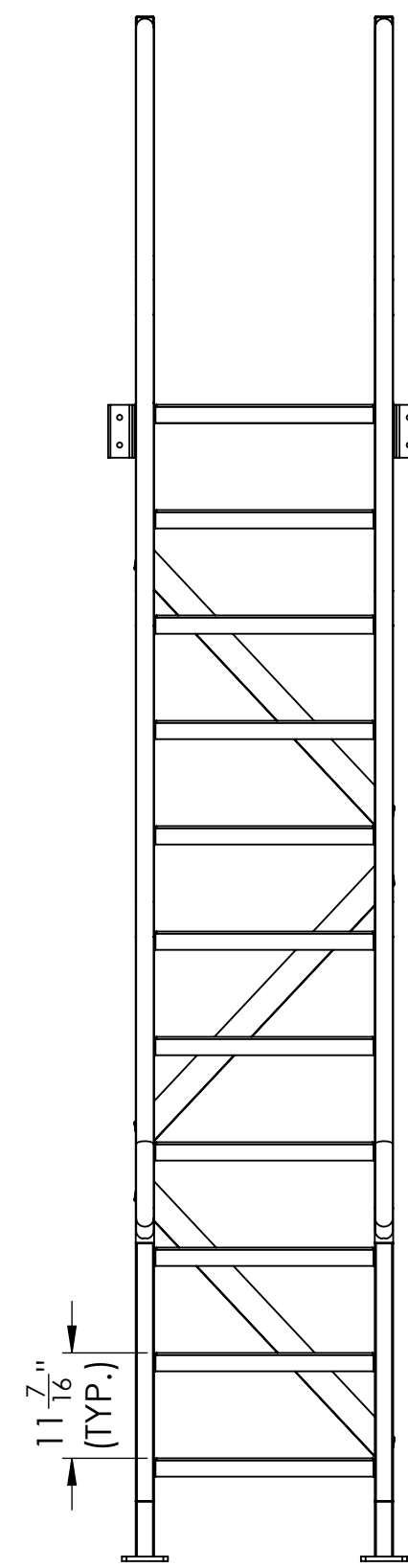
BOM Table			
MINOR MARK	QTY	PartName	ABAS
1	1	ES-SL-AL-11S-126TOW-LADDER-RH-W	169237
2	1	ES-SL-AL-11S-126TOW-LADDER-LH-W	110923
3	12	M3 & RS STEP 24 WIDE-FLAT (M3,RS-C,RS-TR)	10870
4	2	ES-SL-AL-11S-126TOW-HANDRAIL-W	110851
5	3	ES-STAIR-UNDERBRACE	54129
6	14	BOLT 1/2-13 X 1 1/2 SERRATED HEX, PLATED	10131
7	20	AVK 1/2-13 INSERT STEEL TIN PLATED	10185
8	96	RIVET - 1/4"x1/2" GRIP AL	11143
9	11	PERFECTASTEP STEP LABEL6 - 1.625" X 20" (APPLIED ON PRODUCT)	52010



LIVE LOADS	WEIGHT(LBS)
HANDRAIL	200
LADDER	300

CUSTOMER IS RESPONSIBLE FOR PROVIDING ADEQUATE SUPPORT AND ANCHORING FOR NEW PERFECTASTEP EQUIPMENT

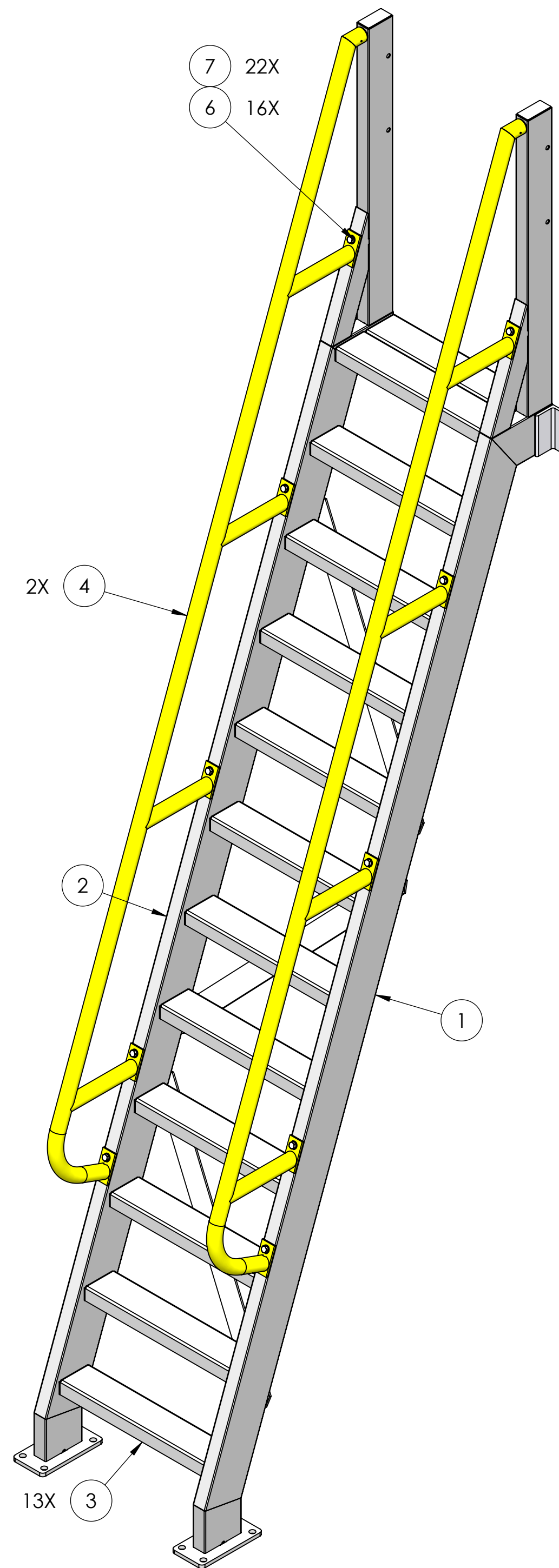
				DO NOT SCALE	TOLERANCES: UNLESS OTHERWISE SPECIFIED	PERFECTASTEP WELDING STANDARDS SEAL WELD UNLESS OTHERWISE NOTED USE FILLETS LISTED BELOW UNLESS OTHERWISE NOTED	ALL INFORMATION CONTAINED HEREIN IS CONFIDENTIAL AND PROPRIETARY AND MAY NOT BE DISCLOSED IN ANY FORM WITHOUT PRIOR WRITTEN CONSENT OF PERFECTASTEP	ES-SL-AL-11S-126TOW-LADDER-A		SHEET: 1 OF 2
				PROJECTION: THIRD ANGLE	LINEAR: X"-Y" = +1/16" X" = +1/32" .X = ±.1 .XX = ±.03 .XXX = ±.010	Material Thickness of Thinner Part Joined (inch) Minimum Fillet Size - S (inch) To 1/4" 1/8" Over 1/4" to 1/2" 3/16" Over 1/2" to 3/4" 1/4" Over 3/4" 5/16"	PERFECTASTEP		ABAS #: 110947	SCALE: 1:10
A	UPDATED PER DD-23-0011	11/29/23	ESC			WWW.ERECTASTEP.COM 888-878-1839		FINISH: PER BOM		SIZE: D
#	DESCRIPTION	DATE	BY					CHECK:	ENG:	REV: A



CUSTOMER IS RESPONSIBLE FOR PROVIDING ADEQUATE SUPPORT AND ANCHORING FOR NEW PERFECTSTEP EQUIPMENT

A UPDATED PER DD-23-0011 # DESCRIPTION				11/29/23 DATE		ESC BY		DO NOT SCALE PROJECTION: THIRD ANGLE		TOLERANCES: UNLESS OTHERWISE SPECIFIED LINEAR: X"-Y" = +1/16" X" = +1/32" .X = ±.1 .XX = ±.03 .XXX = ±.010 ANGULAR: +/- 1/2°		PERFECTSTEP WELDING STANDARDS SEAL WELD UNLESS OTHERWISE NOTED USE FILLETS LISTED BELOW UNLESS OTHERWISE NOTED Material Thickness of Thinner Part Joined (inch) Minimum Fillet Size - S (inch) To 1/4" 1/8" Over 1/4" to 1/2" 3/16" Over 1/2" to 3/4" 1/4" Over 3/4" 5/16"		ALL INFORMATION CONTAINED HEREIN IS CONFIDENTIAL AND PROPRIETARY AND MAY NOT BE DISCLOSED IN ANY FORM WITHOUT PRIOR WRITTEN CONSENT OF PERFECTSTEP WWW.ERECTASTEP.COM 888-878-1839		ES-SL-AL-11S-126TOW-LADDER-A ABAS #: 110947		FINISH: PER BOM		SHEET: 2 OF 2 SCALE: 1:20 SIZE: D REV: A	
				CHECK:		DRAFT:		FINISH:		PER BOM		SHEET: 2 OF 2 SCALE: 1:20 SIZE: D REV: A									

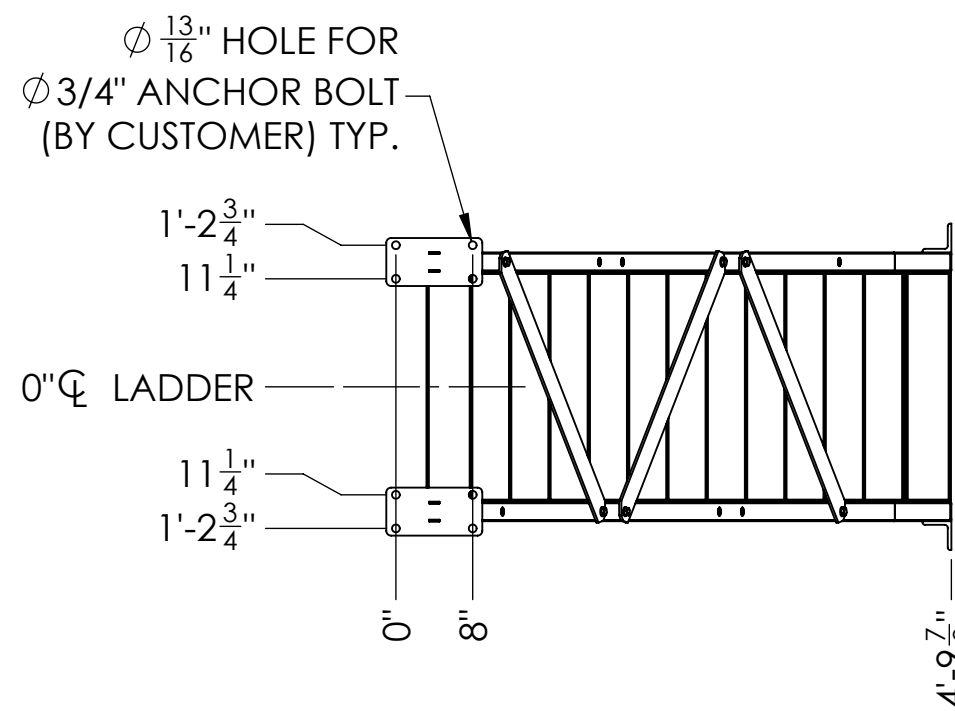
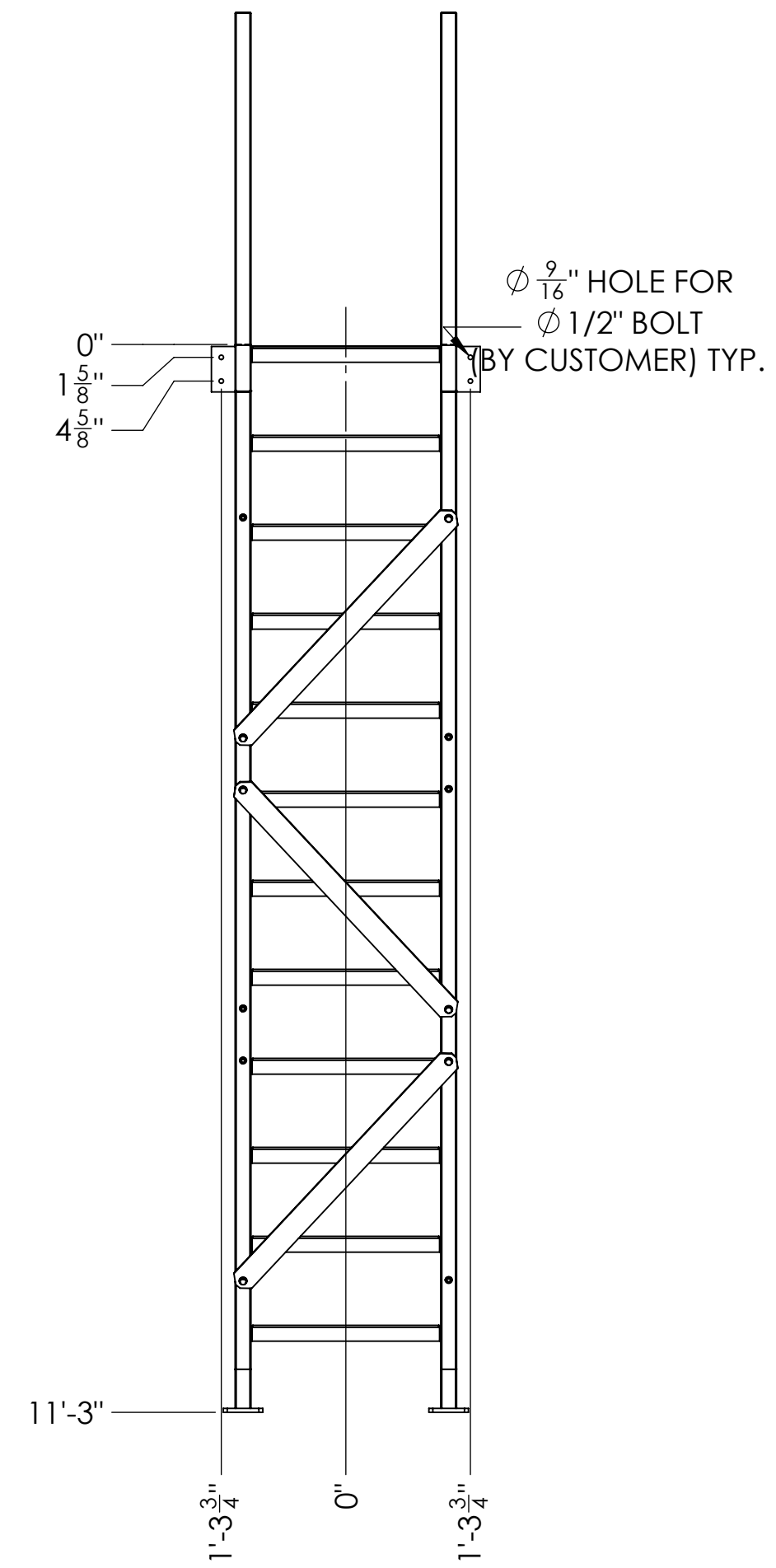
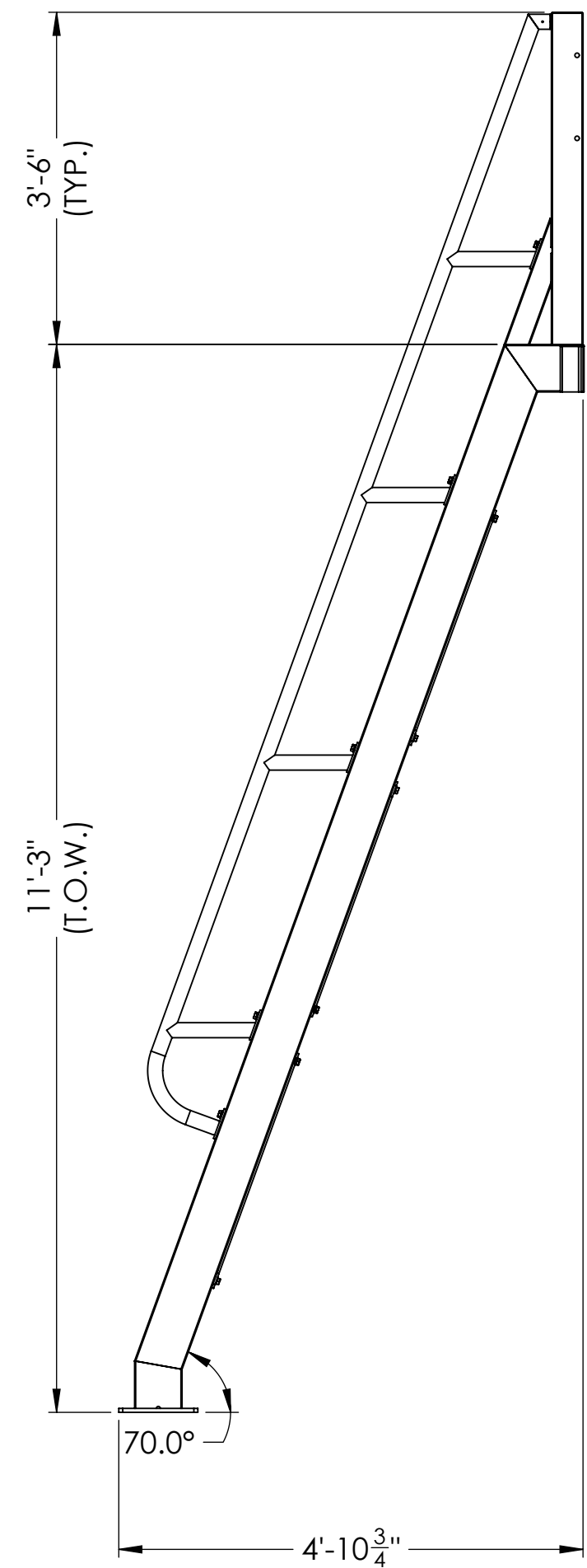
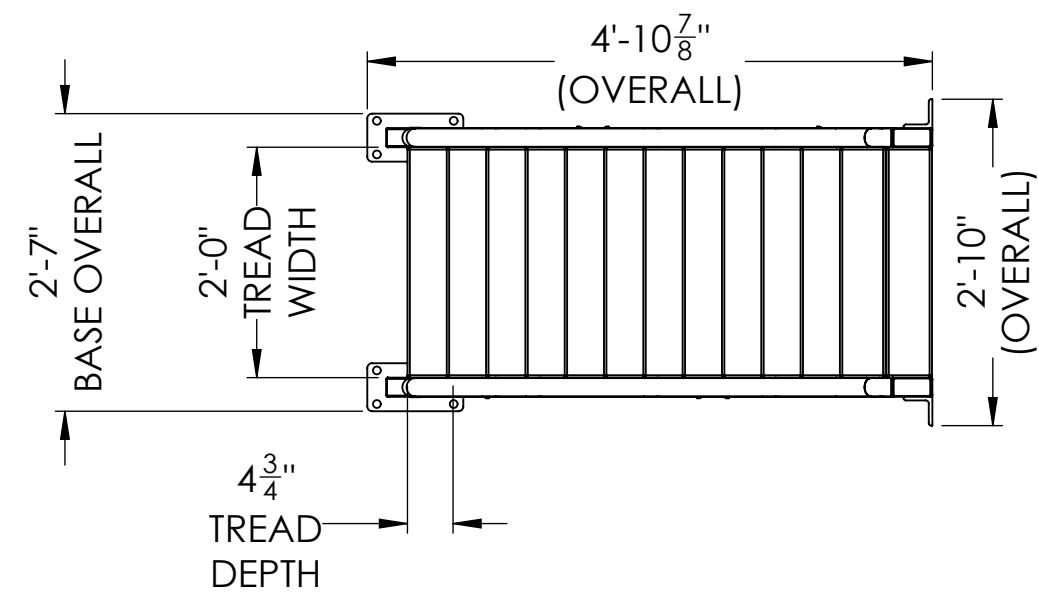
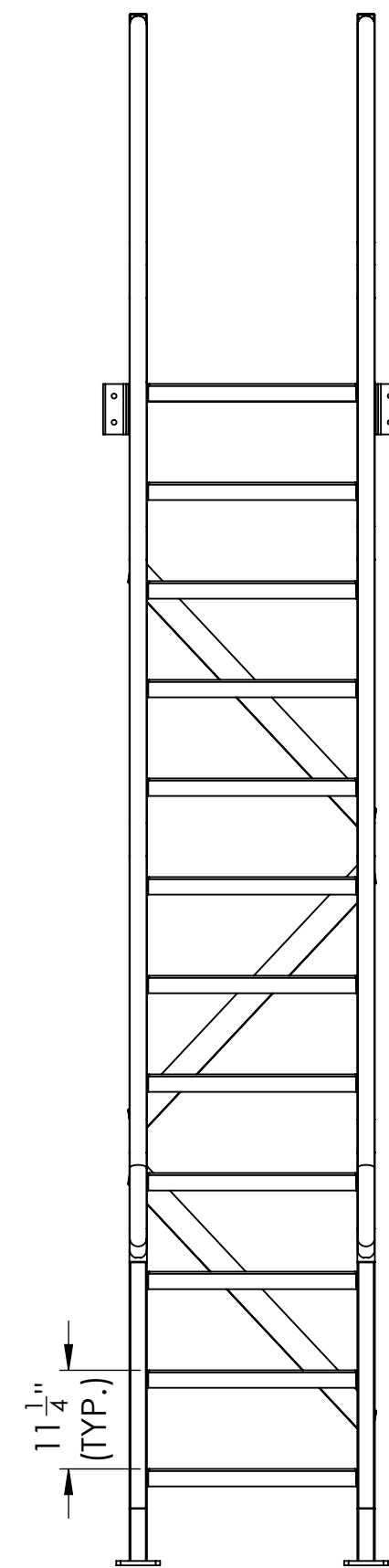
BOM Table			
MINOR MARK	QTY	PartName	ABAS
1	1	ES-SL-AL-12S-135TOW-LADDER-RH-W	169238
2	1	ES-SL-AL-12S-135TOW-LADDER-LH-W	110924
3	13	M3 & RS STEP 24 WIDE-FLAT (M3,RS-C,RS-TR)	10870
4	2	ES-SL-AL-12S-135TOW-HANDRAIL-W	110852
5	3	ES-STAIR-UNDERBRACE	54129
6	16	BOLT 1/2-13 X 1 1/2 SERRATED HEX, PLATED	10131
7	22	AVK 1/2-13 INSERT STEEL TIN PLATED	10185
8	104	RIVET - 1/4"x1/2" GRIP AL	11143
9	12	PERFECTASTEP STEP LABEL6 - 1.625" X 20" (APPLIED ON PRODUCT)	52010



LIVE LOADS	WEIGHT(LBS)
HANDRAIL	200
LADDER	300

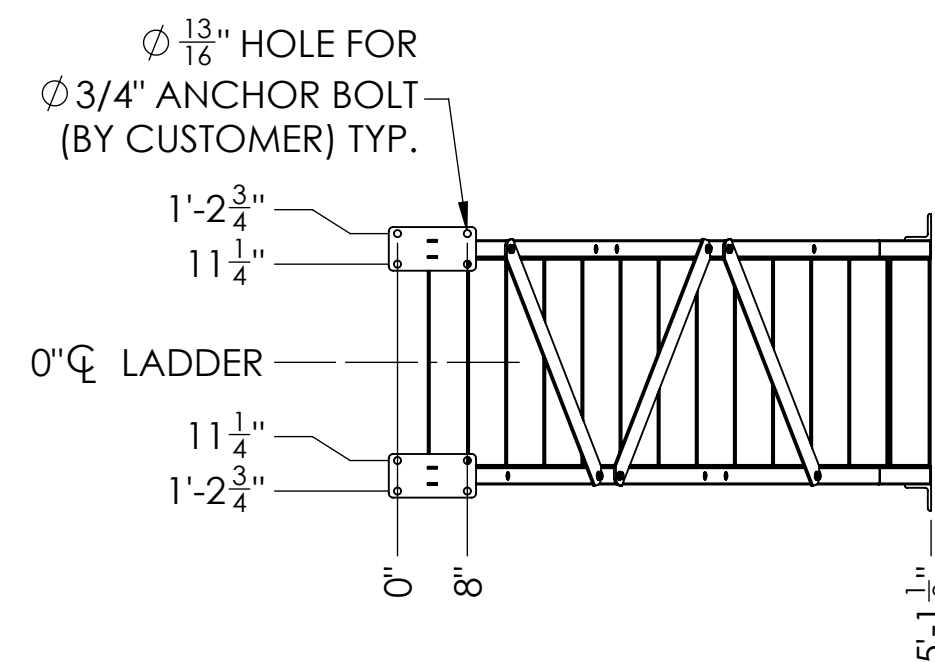
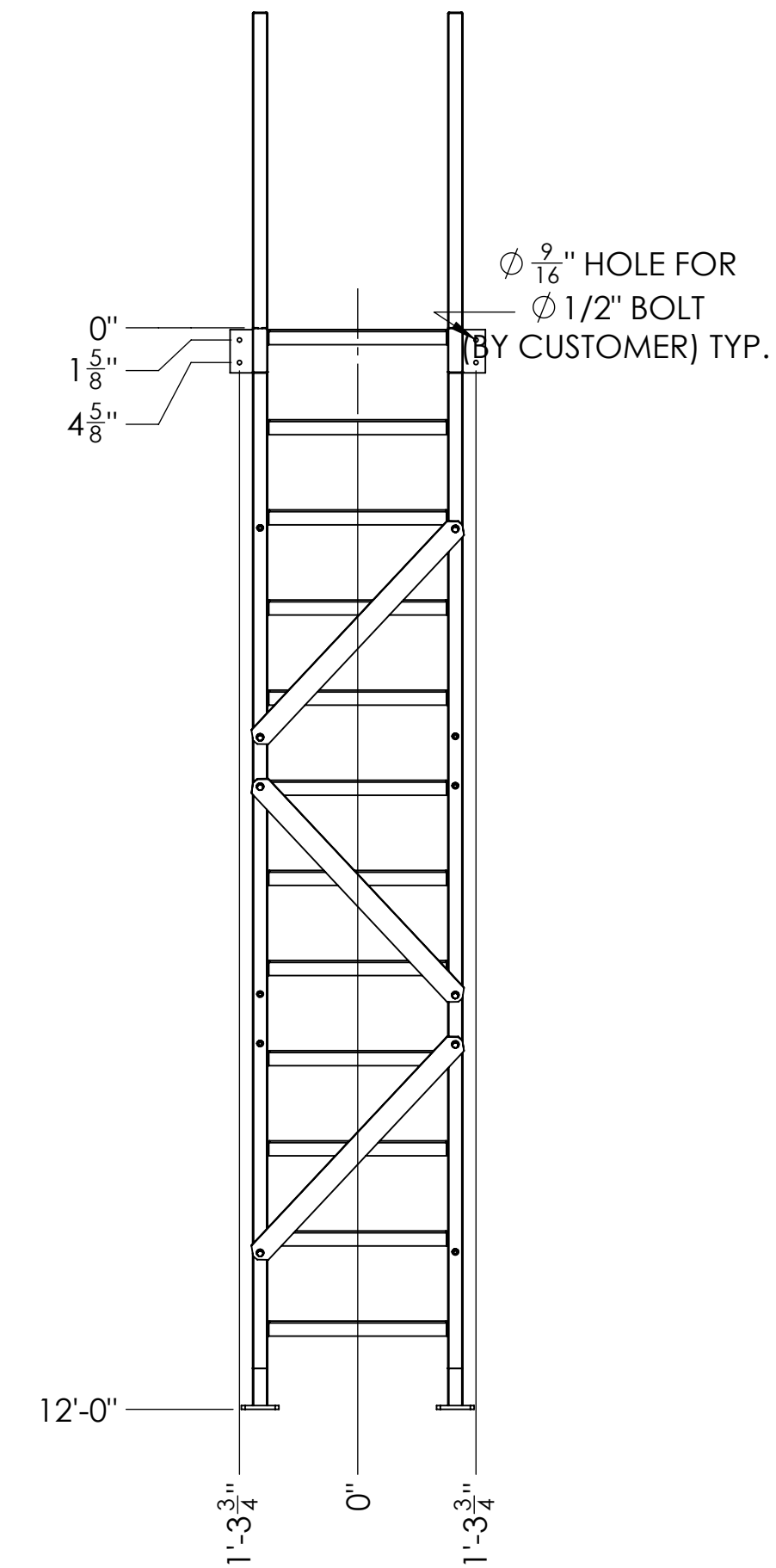
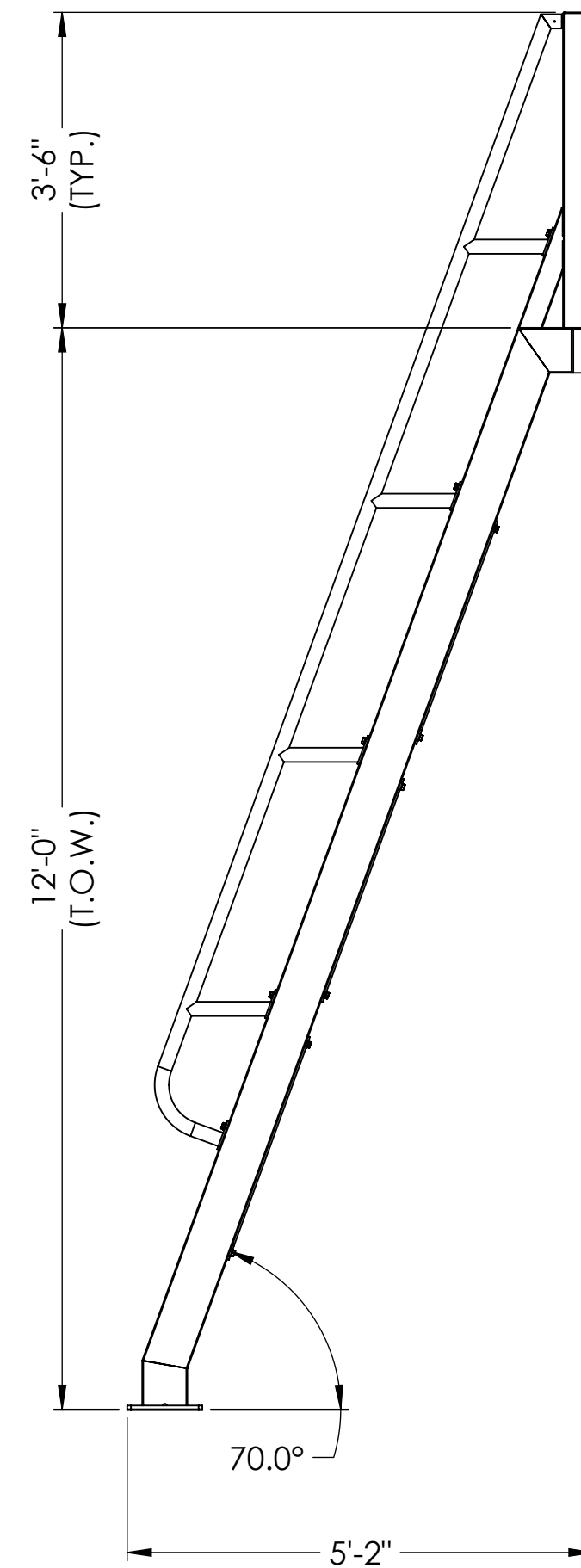
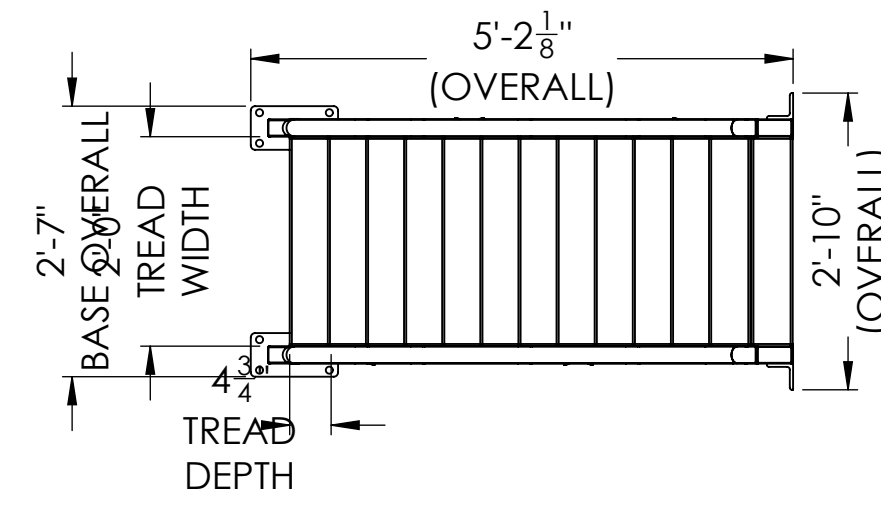
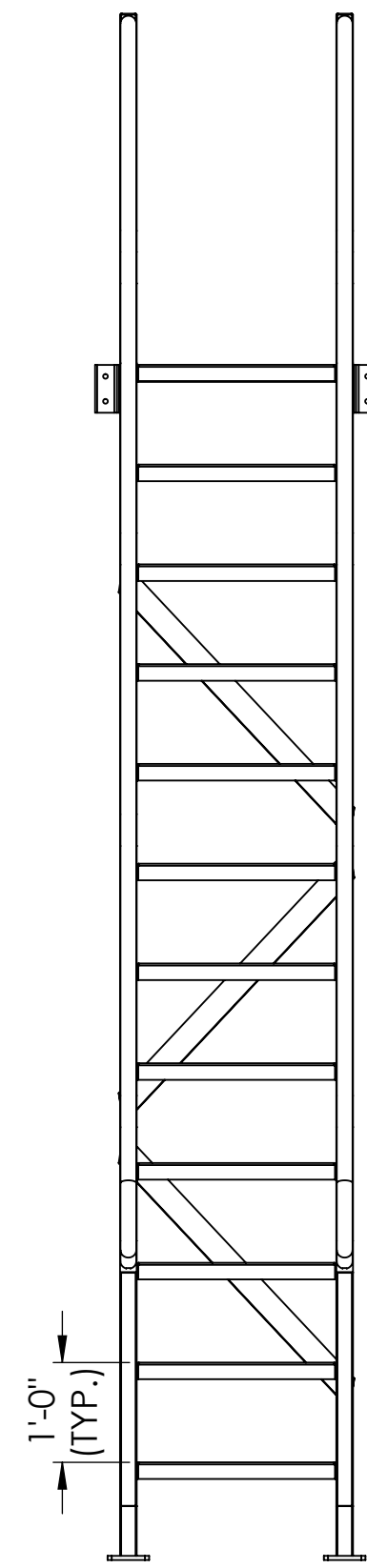
CUSTOMER IS RESPONSIBLE FOR PROVIDING ADEQUATE SUPPORT AND ANCHORING FOR NEW PERFECTASTEP EQUIPMENT

				DO NOT SCALE	TOLERANCES: UNLESS OTHERWISE SPECIFIED	PERFECTASTEP WELDING STANDARDS SEAL WELD UNLESS OTHERWISE NOTED USE FILLETS LISTED BELOW UNLESS OTHERWISE NOTED	ALL INFORMATION CONTAINED HEREIN IS CONFIDENTIAL AND PROPRIETARY AND MAY NOT BE DISCLOSED IN ANY FORM WITHOUT PRIOR WRITTEN CONSENT OF PERFECTASTEP	ES-SL-AL-12S-135TOW-LADDER-A		SHEET: 1 OF 2
				PROJECTION: THIRD ANGLE	LINEAR: X"-Y" = + $\frac{1}{16}$ " X" = + $\frac{1}{32}$ " .X = ±.1 .XX = ±.03 .XXX = ±.010	Material Thickness of Thinner Part Joined (inch) Minimum Fillet Size - S (inch) To 1/4" 1/8" Over 1/4" to 1/2" 3/16" Over 1/2" to 3/4" 1/4" Over 3/4" 5/16"	WWW.ERECTASTEP.COM 888-878-1839	ABAS #: 110948		SCALE: 1:12
A	UPDATED PER DD-23-0011	11/29/23	ESC					FINISH: PER BOM		SIZE: D
#	DESCRIPTION	DATE	BY					CHECK:	DRAFT:	REV: A



CUSTOMER IS RESPONSIBLE FOR PROVIDING ADEQUATE SUPPORT AND ANCHORING FOR NEW PERFECTSTEP EQUIPMENT

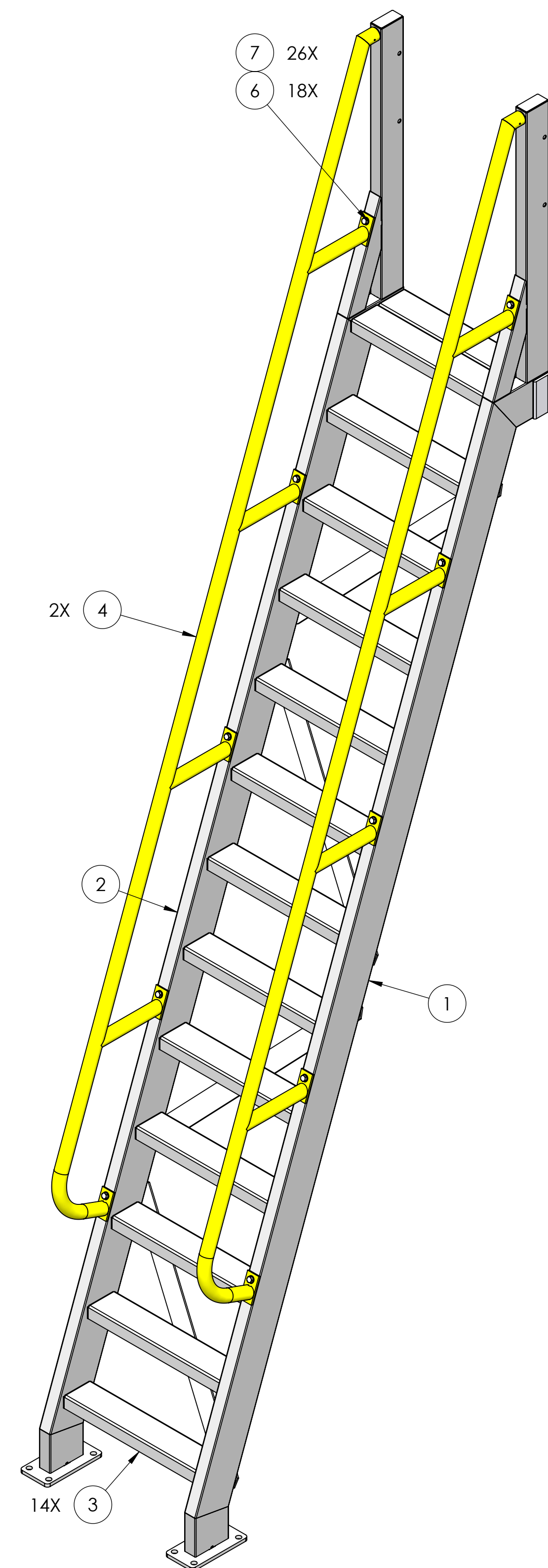
				DO NOT SCALE	TOLERANCES: UNLESS OTHERWISE SPECIFIED	PERFECTSTEP WELDING STANDARDS SEAL WELD UNLESS OTHERWISE NOTED USE FILLETS LISTED BELOW UNLESS OTHERWISE NOTED	ALL INFORMATION CONTAINED HEREIN IS CONFIDENTIAL AND PROPRIETARY AND MAY NOT BE DISCLOSED IN ANY FORM WITHOUT PRIOR WRITTEN CONSENT OF PERFECTSTEP	ES-SL-AL-12S-135TOW-LADDER-A		SHEET: 2 OF 2
				PROJECTION: THIRD ANGLE	LINEAR: X"-Y" = +1/16" X" = +1/32" .X = ±.1 .XX = ±.03 .XXX = ±.010	Material Thickness of Thinner Part Joined (inch) Minimum Fillet Size - S (inch) To 1/4" 1/8" Over 1/4" to 1/2" 3/16" Over 1/2" to 3/4" 1/4" Over 3/4" 5/16"	WWW.ERECTASTEP.COM 888-878-1839	ABAS #: 110948	FINISH: PER BOM	SCALE: 1:20
A	UPDATED PER DD-23-0011	11/29/23	ESC						DETAIL: ENG:	SIZE: D
#	DESCRIPTION	DATE	BY						CHECK: DRAFT:	REV: A



CUSTOMER IS RESPONSIBLE FOR PROVIDING ADEQUATE SUPPORT AND ANCHORING FOR NEW PERFECTSTEP EQUIPMENT

A UPDATED PER DD-23-0011 # DESCRIPTION				11/29/23 DATE		ESC BY		DO NOT SCALE PROJECTION: THIRD ANGLE		TOLERANCES: UNLESS OTHERWISE SPECIFIED LINEAR: X"-Y" = +1/16" X" = +1/32" .X = ±.1 .XX = ±.03 .XXX = ±.010 ANGULAR: +/- 1/2°		PERFECTSTEP WELDING STANDARDS SEAL WELD UNLESS OTHERWISE NOTED USE FILLETS LISTED BELOW UNLESS OTHERWISE NOTED Material Thickness of Thinner Part Joined (inch) Minimum Fillet Size - S (inch) To 1/4" 1/8" Over 1/4" to 1/2" 3/16" Over 1/2" to 3/4" 1/4" Over 3/4" 5/16"		ALL INFORMATION CONTAINED HEREIN IS CONFIDENTIAL AND PROPRIETARY AND MAY NOT BE DISCLOSED IN ANY FORM WITHOUT PRIOR WRITTEN CONSENT OF PERFECTSTEP WWW.ERECTSTEP.COM 888-878-1839		ES-SL-AL-12S-144TOW-LADDER-A ABAS #: 110949		FINISH: PER BOM		SHEET: 2 OF 2 SCALE: 1:22 SIZE: D REV: A	
				CHECK:		DRAFT:		FINISH:		PER BOM		SHEET: 2 OF 2 SCALE: 1:22 SIZE: D REV: A									

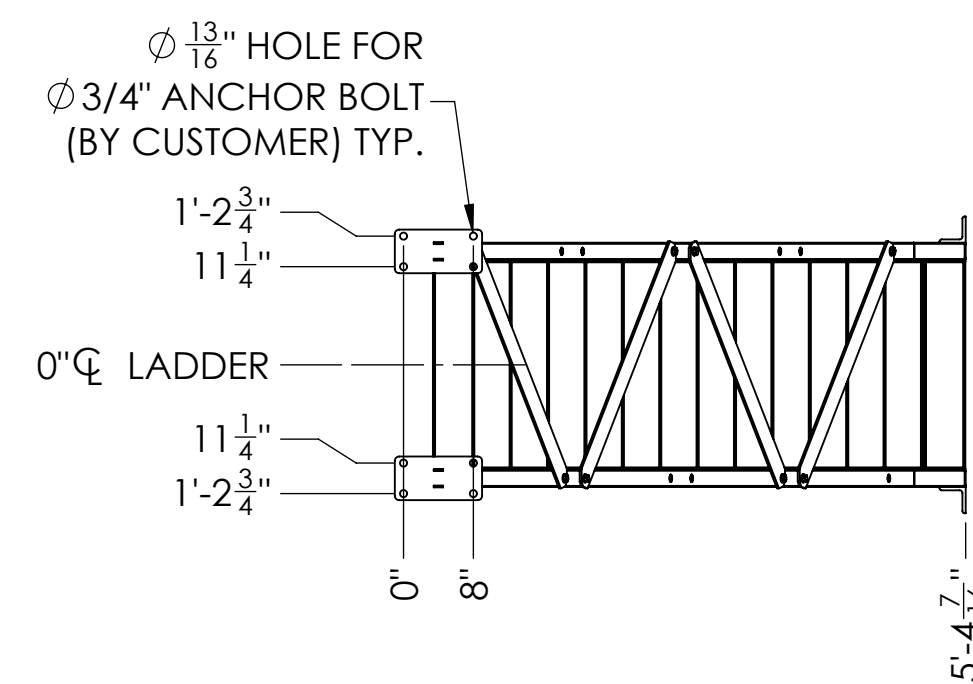
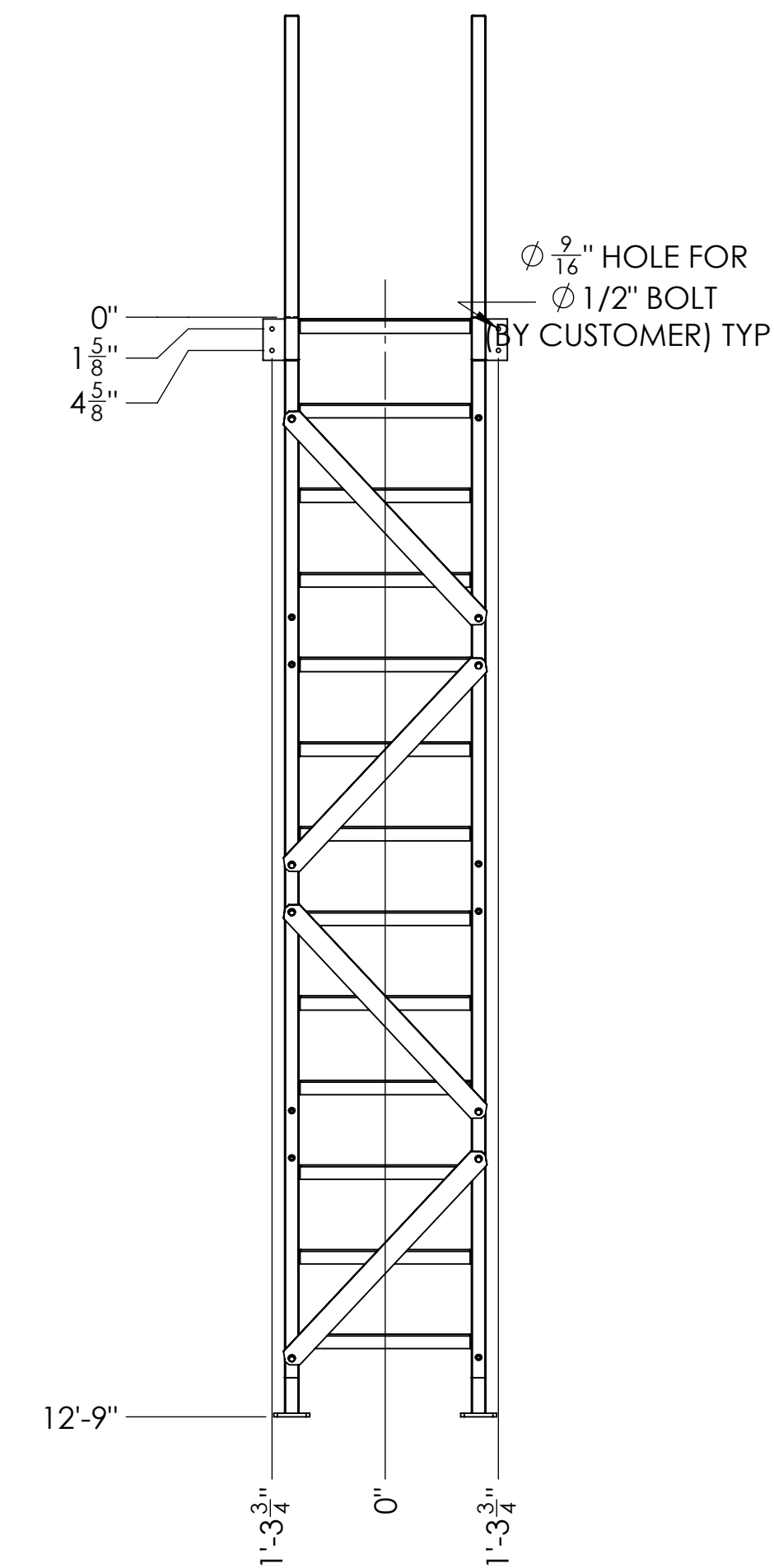
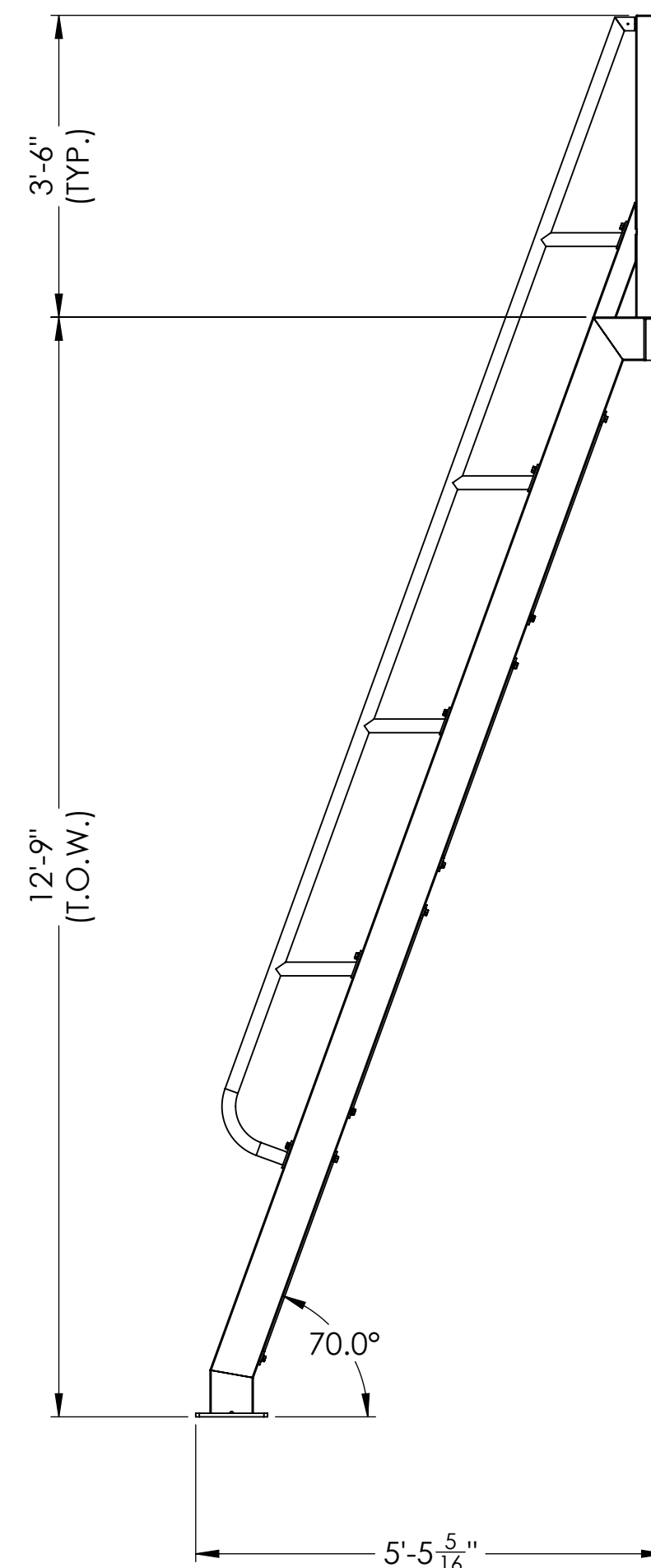
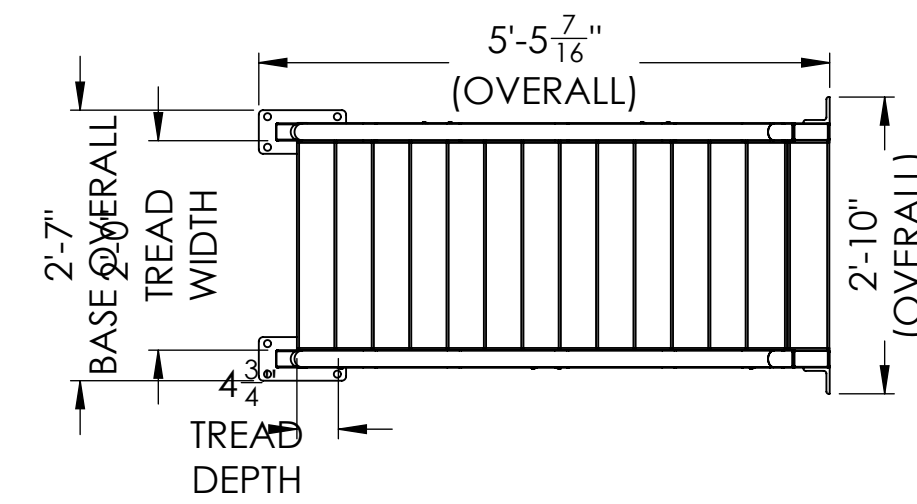
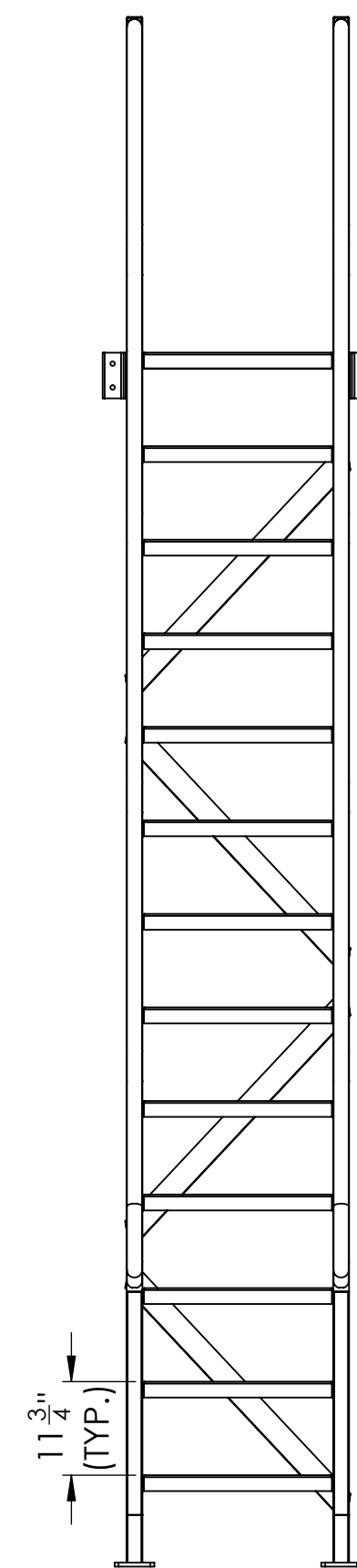
BOM Table			
MINOR MARK	QTY	PartName	ABAS
1	1	ES-SL-AL-13S-153TOW-LADDER-RH-W	169240
2	1	ES-SL-AL-13S-153TOW-LADDER-LH-W	110926
3	14	M3 & RS STEP 24 WIDE-FLAT (M3,RS-C,RS-TR)	10870
4	2	ES-SL-AL-13S-153TOW-HANDRAIL-W	110854
5	4	ES-STAIR-UNDERBRACE	54129
6	18	BOLT 1/2-13 X 1 1/2 SERRATED HEX, PLATED	10131
7	26	AVK 1/2-13 INSERT STEEL TIN PLATED	10185
8	112	RIVET - 1/4"x1/2" GRIP AL	11143
9	13	PERFECTSTEP STEP LABEL6 - 1.625" X 20" (APPLIED ON PRODUCT)	52010



LIVE LOADS	WEIGHT(LBS)
HANDRAIL	200
LADDER	300

CUSTOMER IS RESPONSIBLE FOR PROVIDING ADEQUATE SUPPORT AND ANCHORING FOR NEW PERFECTSTEP EQUIPMENT

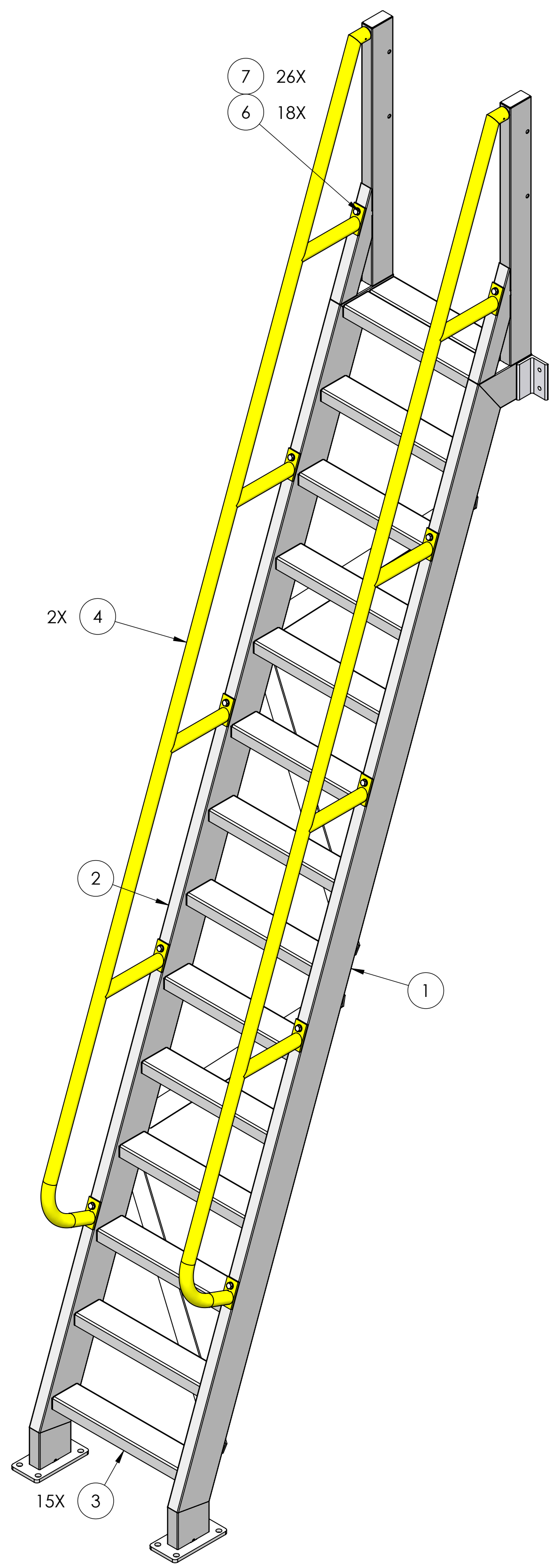
				DO NOT SCALE	TOLERANCES: UNLESS OTHERWISE SPECIFIED	PERFECTSTEP WELDING STANDARDS SEAL WELD UNLESS OTHERWISE NOTED USE FILLETS LISTED BELOW UNLESS OTHERWISE NOTED	ALL INFORMATION CONTAINED HEREIN IS CONFIDENTIAL AND PROPRIETARY AND MAY NOT BE DISCLOSED IN ANY FORM WITHOUT PRIOR WRITTEN CONSENT OF PERFECTSTEP	ES-SL-AL-13S-153TOW-LADDER-A		SHEET: 1 OF 2
				PROJECTION: THIRD ANGLE	LINEAR: X"-Y" = + $\frac{1}{16}$ " X" = + $\frac{1}{32}$ " .X = ±.1 .XX = ±.03 .XXX = ±.010	Material Thickness of Thinner Part Joined (inch) Minimum Fillet Size - S (inch) To 1/4" 1/8" Over 1/4" to 1/2" 3/16" Over 1/2" to 3/4" 1/4" Over 3/4" 5/16"	WWW.ERECTASTEP.COM 888-878-1839	ABAS #: 110950		SCALE: 1:12
A	UPDATED PER DD-23-0011	11/29/23	ESC					FINISH: PER BOM		SIZE: D
#	DESCRIPTION	DATE	BY					CHECK:	ENG:	REV: A



CUSTOMER IS RESPONSIBLE FOR PROVIDING ADEQUATE SUPPORT AND ANCHORING FOR NEW PERFECTSTEP EQUIPMENT

				DO NOT SCALE	TOLERANCES: UNLESS OTHERWISE SPECIFIED	PERFECTSTEP WELDING STANDARDS SEAL WELD UNLESS OTHERWISE NOTED USE FILLETS LISTED BELOW UNLESS OTHERWISE NOTED	ALL INFORMATION CONTAINED HEREIN IS CONFIDENTIAL AND PROPRIETARY AND MAY NOT BE DISCLOSED IN ANY FORM WITHOUT PRIOR WRITTEN CONSENT OF PERFECTSTEP	ES-SL-AL-13S-153TOW-LADDER-A		SHEET: 2 OF 2
				PROJECTION:	LINEAR: X"-Y" = +1/16" X" = +1/32" .X = ±.1 .XX = ±.03 .XXX = ±.010	Material Thickness of Thinner Part Joined (inch) Minimum Fillet Size - S (inch) To 1/4" 1/8" Over 1/4" to 1/2" 3/16" Over 1/2" to 3/4" 1/4" Over 3/4" 5/16"	WWW.ERECTASTEP.COM 888-878-1839	ABAS #: 110950	FINISH: PER BOM	SCALE: 1:22
A	UPDATED PER DD-23-0011	11/29/23	ESC	THIRD ANGLE	ANGULAR: +/- 1/2°				DETAIL: ENG:	SIZE: D
#	DESCRIPTION	DATE	BY						CHECK: DRAFT:	REV: A

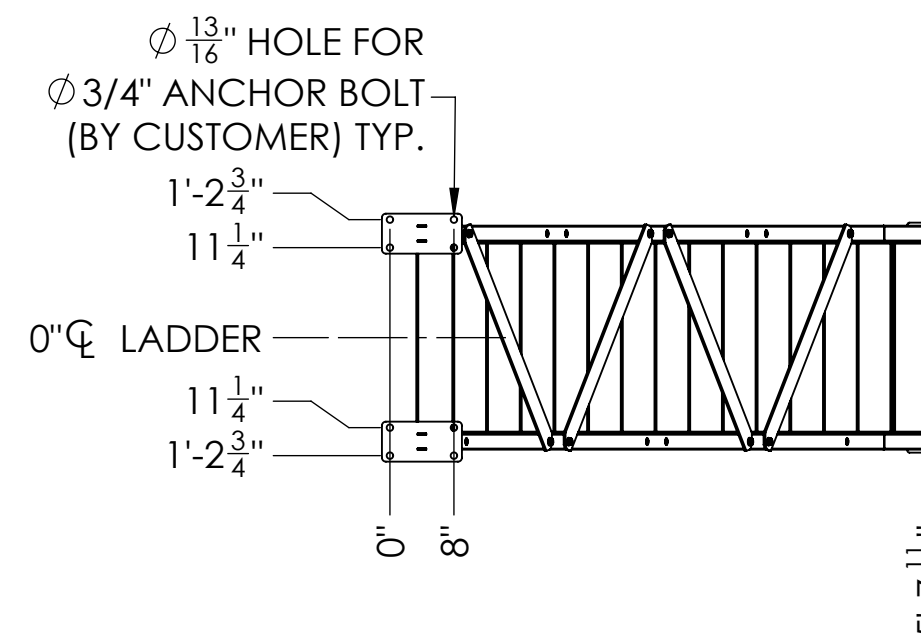
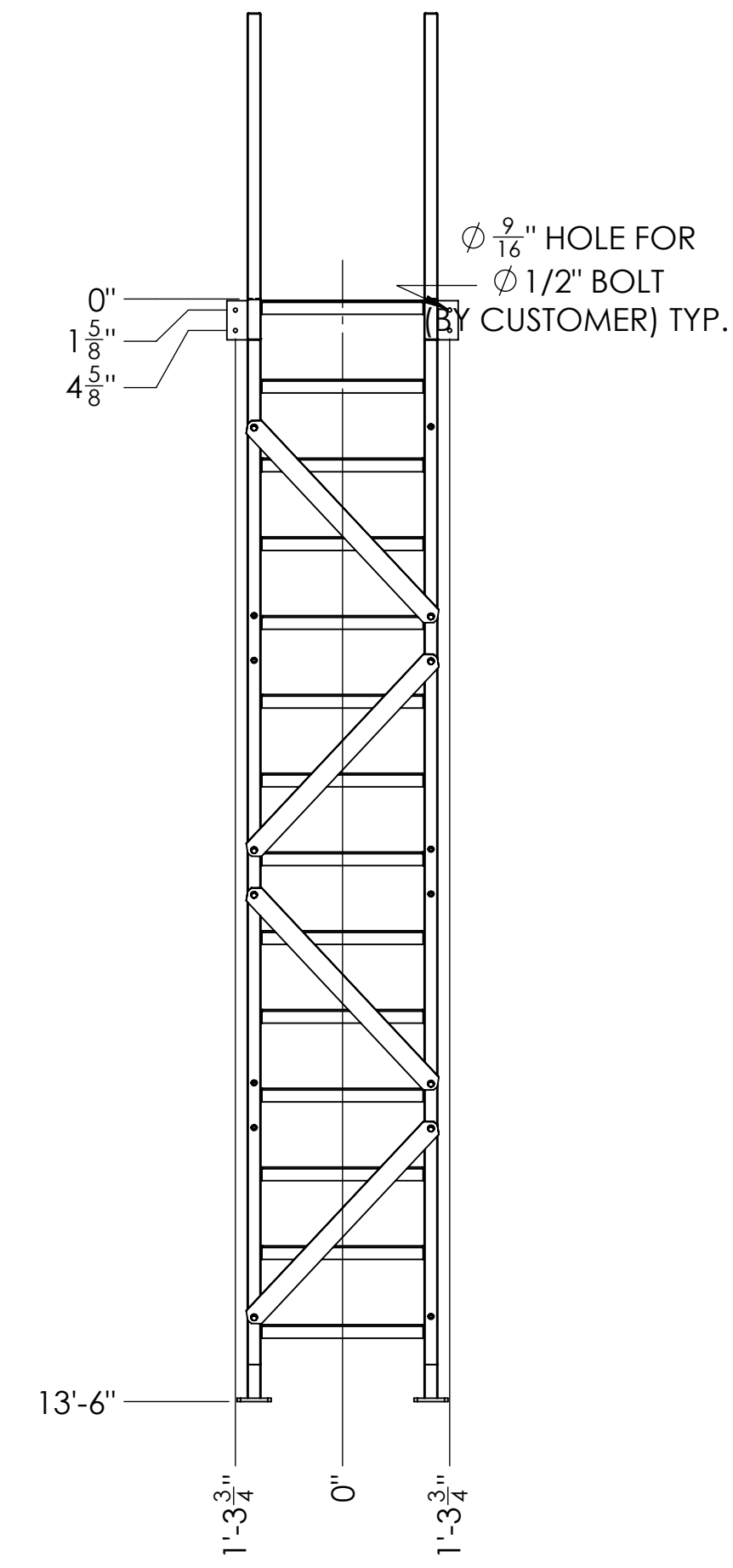
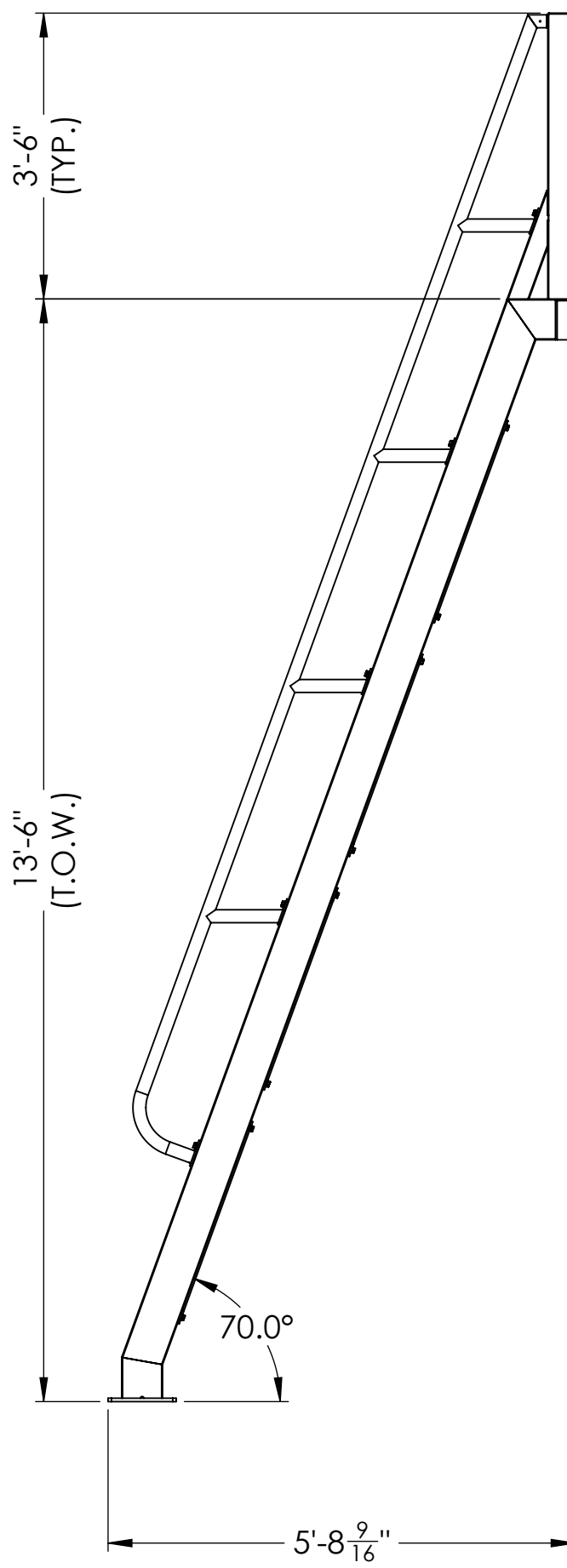
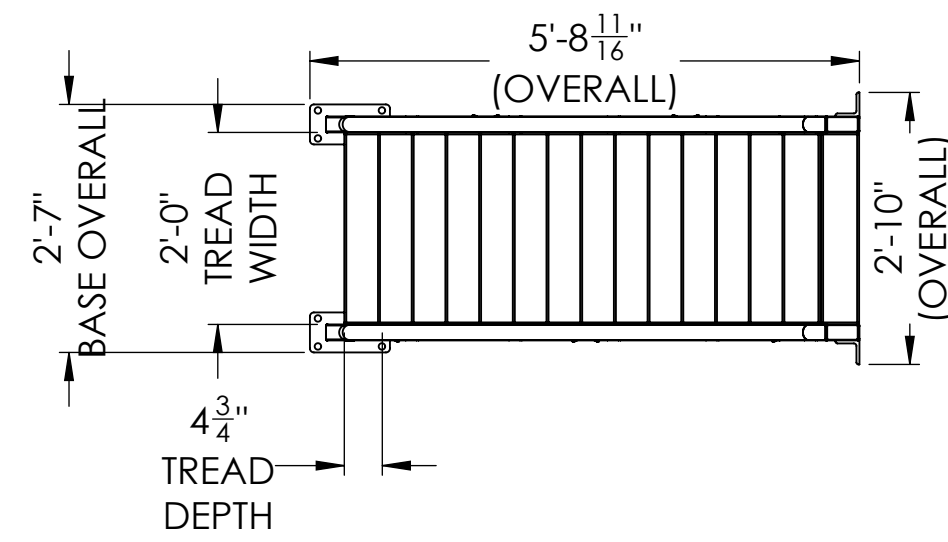
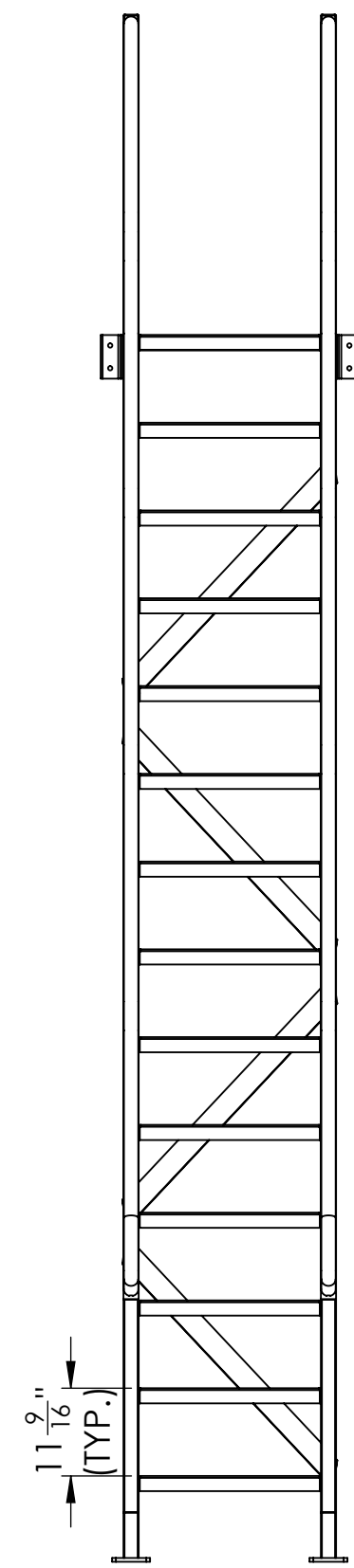
BOM Table			
MINOR MARK	QTY	PartName	ABAS
1	1	ES-SL-AL-14S-162TOW-LADDER-RH-W	169241
2	1	ES-SL-AL-14S-162TOW-LADDER-LH-W	110927
3	15	M3 & RS STEP 24 WIDE-FLAT (M3,RS-C,RS-TR)	10870
4	2	ES-SL-AL-14S-162TOW-HANDRAIL-W	110855
5	4	ES-STAIR-UNDERBRACE	54129
6	18	BOLT 1/2-13 X 1 1/2 SERRATED HEX, PLATED	10131
7	26	AVK 1/2-13 INSERT STEEL TIN PLATED	10185
8	120	RIVET - 1/4"x1/2" GRIP AL	11143
9	14	PERFECTASTEP STEP LABEL6 - 1.625" X 20" (APPLIED ON PRODUCT)	52010



LIVE LOADS	WEIGHT(LBS)
HANDRAIL	200
LADDER	300

CUSTOMER IS RESPONSIBLE FOR PROVIDING ADEQUATE SUPPORT AND ANCHORING FOR NEW PERFECTASTEP EQUIPMENT

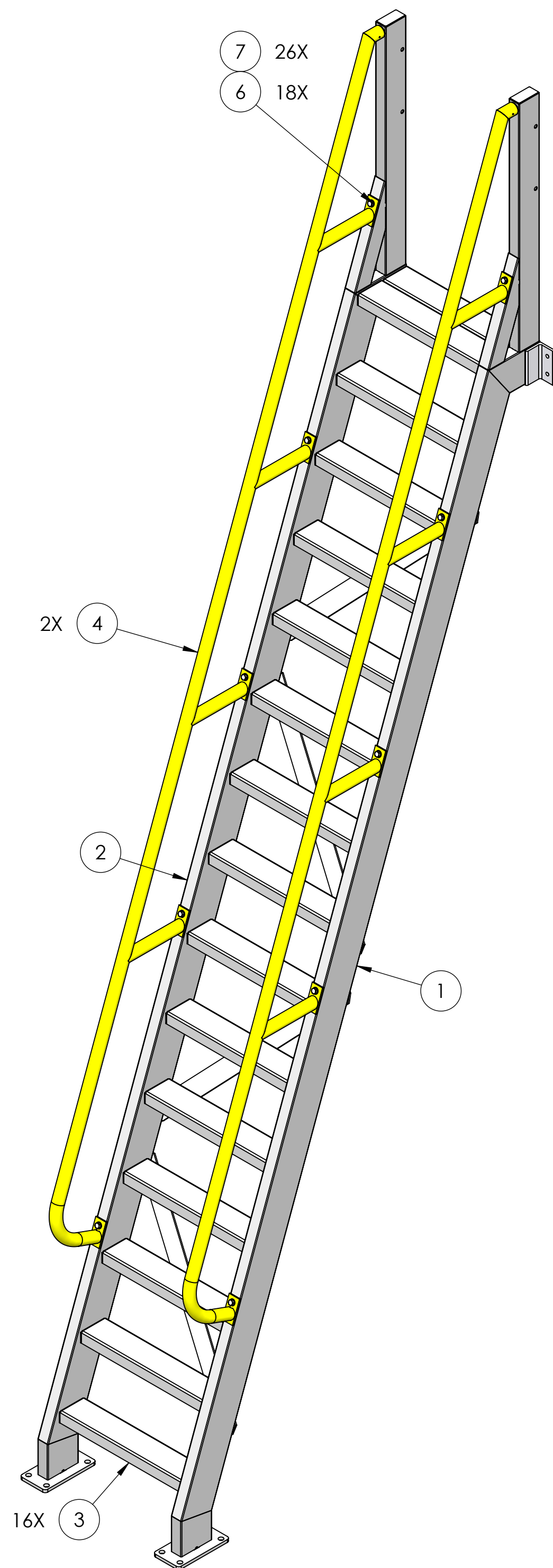
				DO NOT SCALE	TOLERANCES: UNLESS OTHERWISE SPECIFIED	PERFECTASTEP WELDING STANDARDS <small>SEAL WELD UNLESS OTHERWISE NOTED USE FILLETS LISTED BELOW UNLESS OTHERWISE NOTED</small>	ALL INFORMATION CONTAINED HEREIN IS CONFIDENTIAL AND PROPRIETARY AND MAY NOT BE DISCLOSED IN ANY FORM WITHOUT PRIOR WRITTEN CONSENT OF PERFECTASTEP	ES-SL-AL-14S-162TOW-LADDER-A		SHEET: 1 OF 2
				PROJECTION: THIRD ANGLE	LINEAR: X"-Y" = +1/16" X" = +1/32" .X = ±.1 .XX = ±.03 .XXX = ±.010	Material Thickness of Thinner Part Joined (inch) Minimum Fillet Size - S (inch) To 1/4" 1/8" Over 1/4" to 1/2" 3/16" Over 1/2" to 3/4" 1/4" Over 3/4" 5/16"	 WWW.ERECTASTEP.COM 888-878-1839	ABAS #: 110951		SCALE: 1:12
A	UPDATED PER DD-23-0011	11/29/23	ESC					FINISH: PER BOM		SIZE: D
#	DESCRIPTION	DATE	BY					CHECK:	DRAFT:	REV: A



CUSTOMER IS RESPONSIBLE FOR PROVIDING ADEQUATE SUPPORT AND ANCHORING FOR NEW PERFECTSTEP EQUIPMENT

A UPDATED PER DD-23-0011 # DESCRIPTION				DO NOT SCALE PROJECTION: THIRD ANGLE		TOLERANCES: UNLESS OTHERWISE SPECIFIED LINEAR: X"-Y" = +1/16" X" = +1/32" .X = ±.1 .XX = ±.03 .XXX = ±.010 ANGULAR: +/- 1/2°	PERFECTSTEP WELDING STANDARDS SEAL WELD UNLESS OTHERWISE NOTED USE FILLETS LISTED BELOW UNLESS OTHERWISE NOTED Material Thickness of Thinner Part Joined (inch) Minimum Fillet Size - S (inch) To 1/4" 1/8" Over 1/4" to 1/2" 3/16" Over 1/2" to 3/4" 1/4" Over 3/4" 5/16"	ALL INFORMATION CONTAINED HEREIN IS CONFIDENTIAL AND PROPRIETARY AND MAY NOT BE DISCLOSED IN ANY FORM WITHOUT PRIOR WRITTEN CONSENT OF PERFECTSTEP WWW.ERECTSTEP.COM 888-878-1839	ES-SL-AL-14S-162TOW-LADDER-A ABAS #: 110951		SHEET: 2 OF 2 SCALE: 1:24 SIZE: D REV: A
				FINISH: PER BOM		DETAIL: _____ CHECK: _____	ENG: _____ DRAFT: _____				

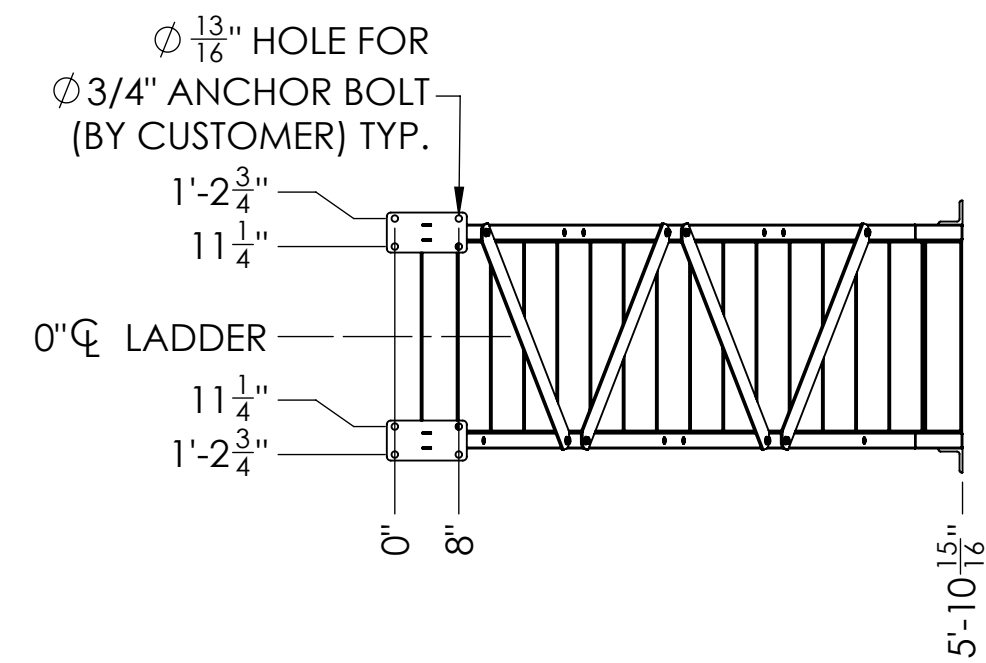
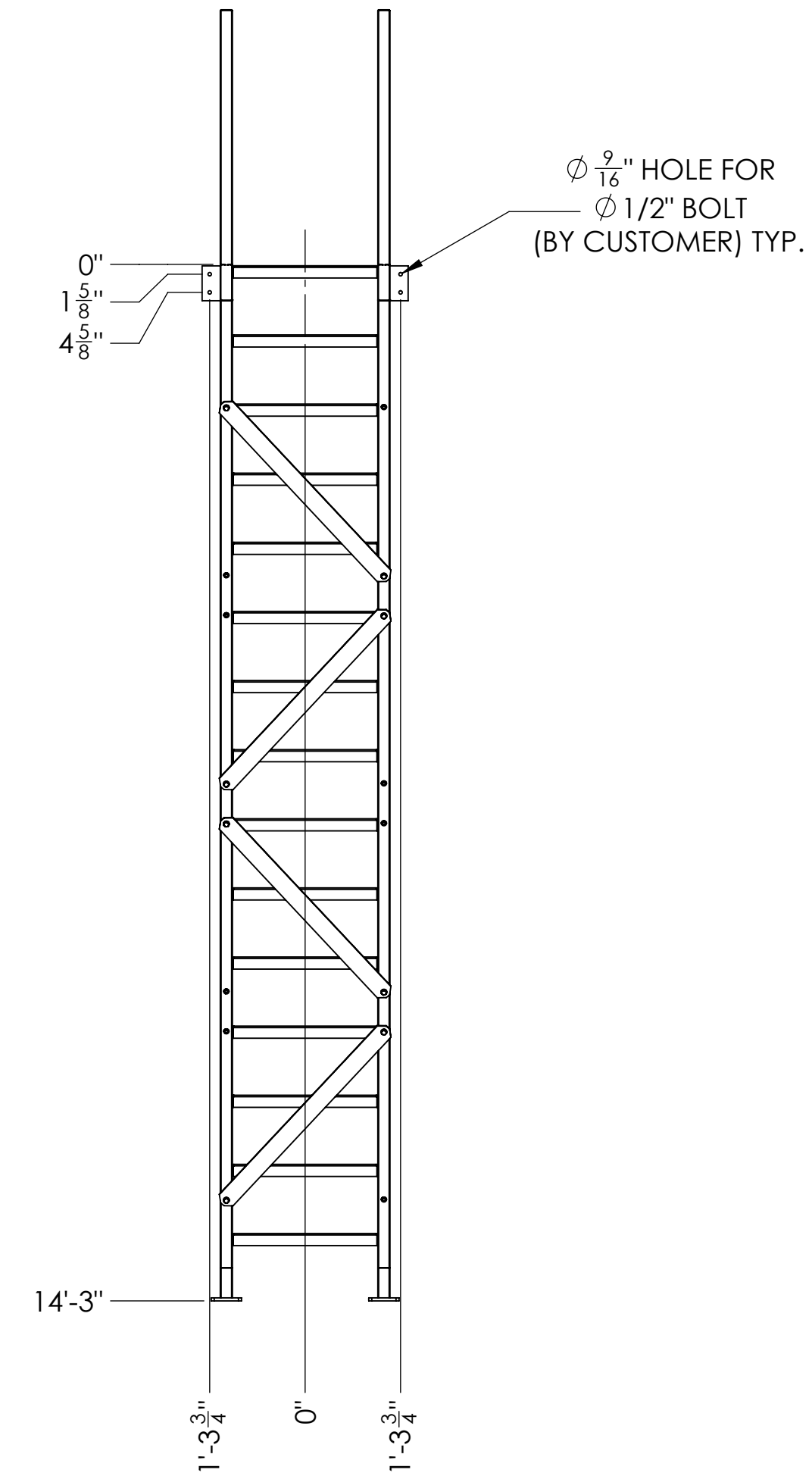
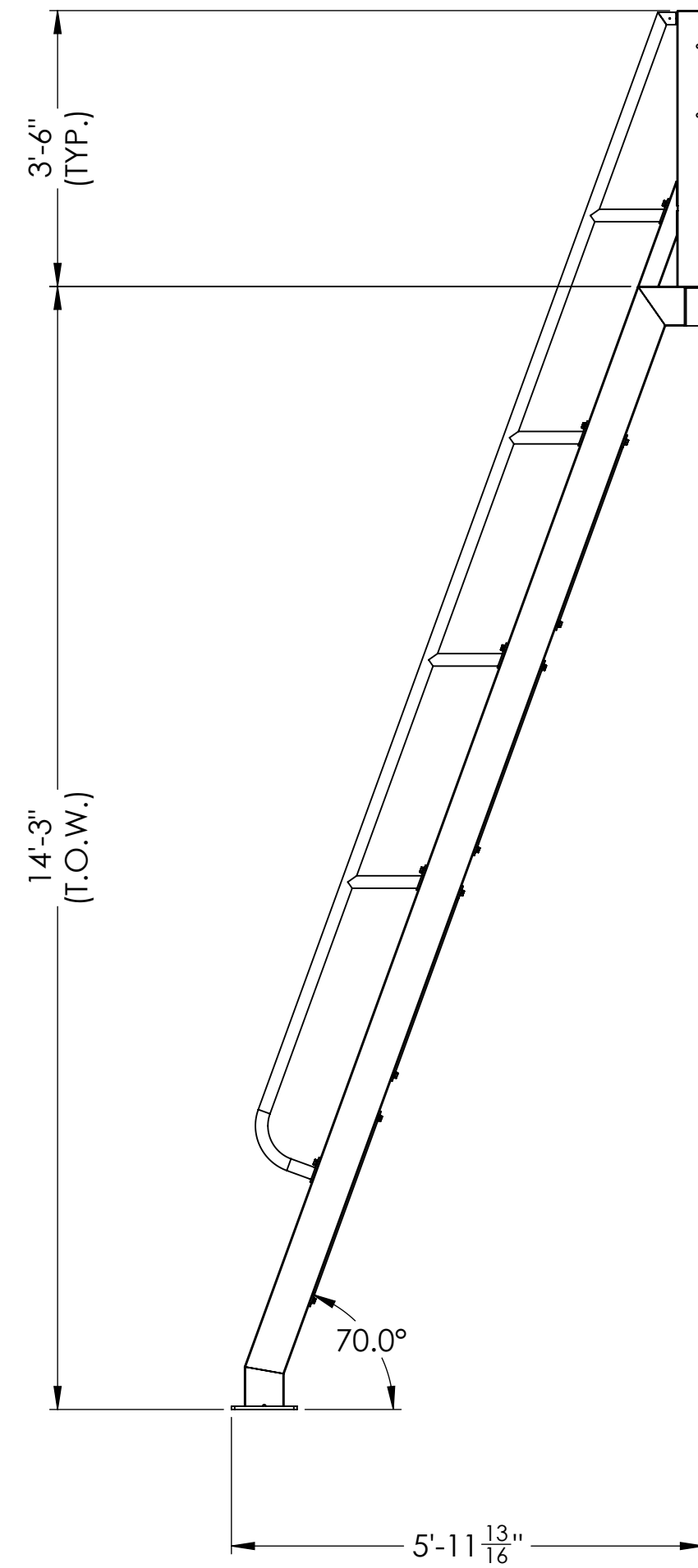
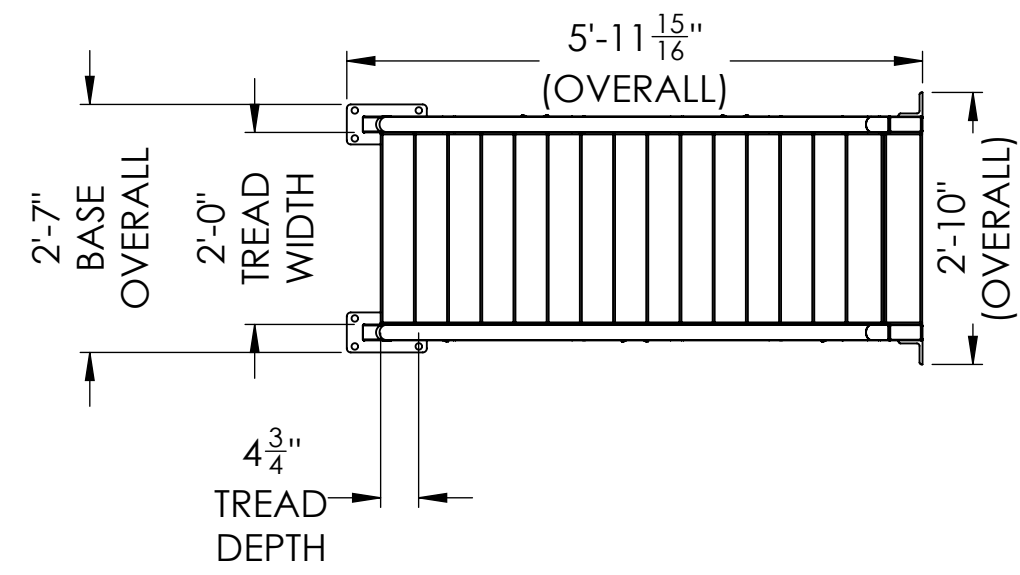
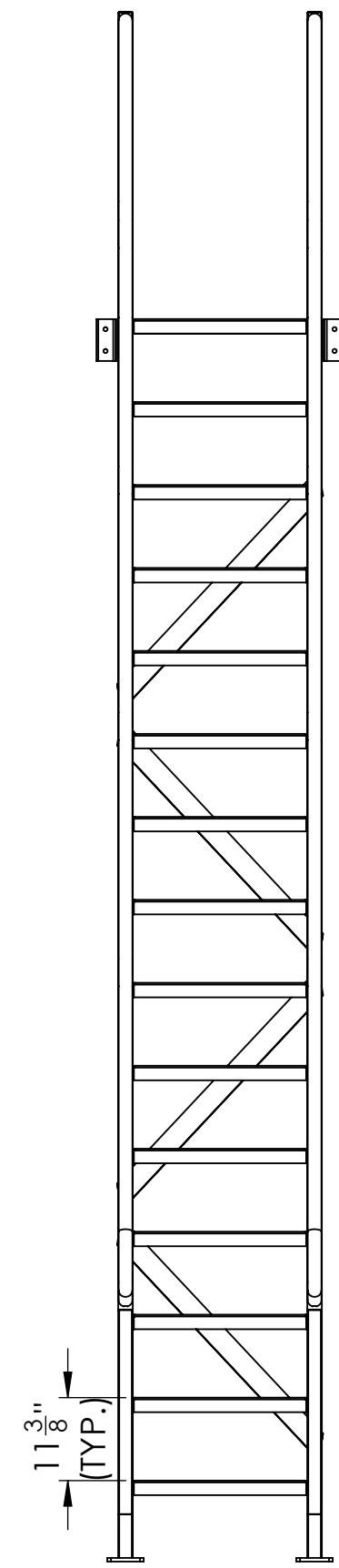
BOM Table			
MINOR MARK	QTY	PartName	ABAS
1	1	ES-SL-AL-15S-171TOW-LADDER-RH-W	169242
2	1	ES-SL-AL-15S-171TOW-LADDER-LH-W	110928
3	16	M3 & RS STEP 24 WIDE-FLAT (M3,RS-C,RS-TR)	10870
4	2	ES-SL-AL-15S-171TOW-HANDRAIL-W	110856
5	4	ES-STAIR-UNDERBRACE	54129
6	18	BOLT 1/2-13 X 1 1/2 SERRATED HEX, PLATED	10131
7	26	AVK 1/2-13 INSERT STEEL TIN PLATED	10185
8	128	RIVET - 1/4"x1/2" GRIP AL	11143
9	15	PERFECTASTEP STEP LABEL6 - 1.625" X 20" (APPLIED ON PRODUCT)	52010



LIVE LOADS	WEIGHT(LBS)
HANDRAIL	200
LADDER	300

CUSTOMER IS RESPONSIBLE FOR PROVIDING ADEQUATE SUPPORT AND ANCHORING FOR NEW PERFECTASTEP EQUIPMENT

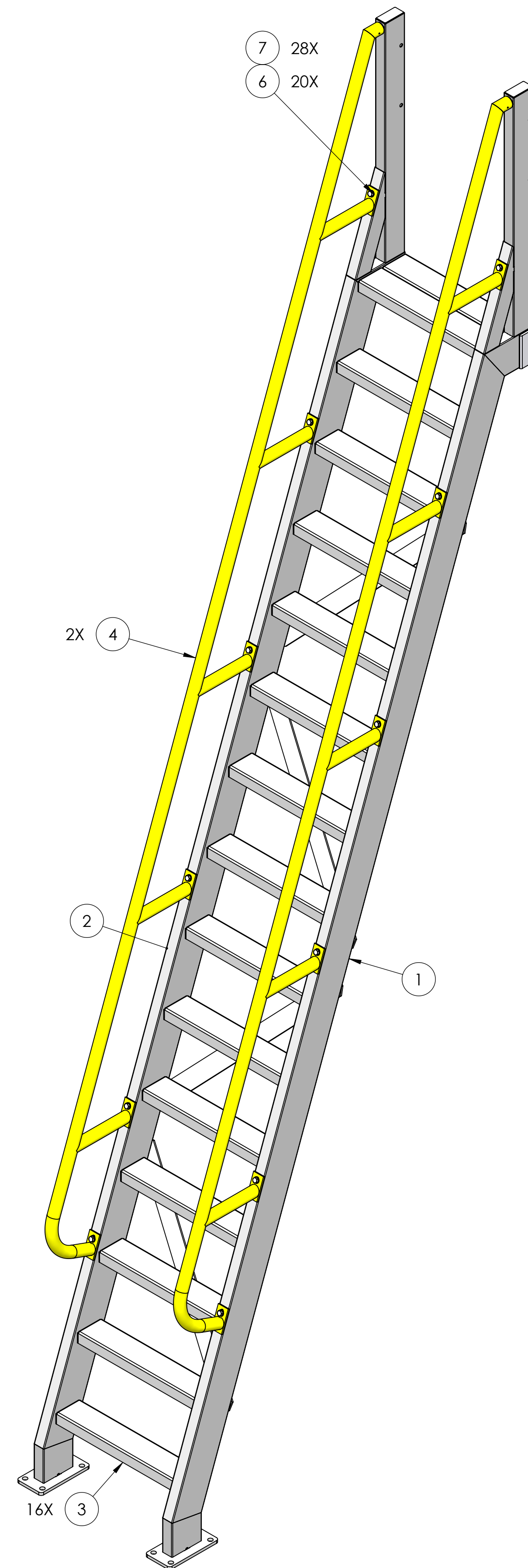
				DO NOT SCALE	TOLERANCES: UNLESS OTHERWISE SPECIFIED	PERFECTASTEP WELDING STANDARDS SEAL WELD UNLESS OTHERWISE NOTED USE FILLETS LISTED BELOW UNLESS OTHERWISE NOTED	ALL INFORMATION CONTAINED HEREIN IS CONFIDENTIAL AND PROPRIETARY AND MAY NOT BE DISCLOSED IN ANY FORM WITHOUT PRIOR WRITTEN CONSENT OF PERFECTASTEP	ES-SL-AL-15S-171TOW-LADDER-A		SHEET: 1 OF 2
				PROJECTION: THIRD ANGLE	LINEAR: X"-Y" = +1/16" X" = +1/32" .X = ±.1 .XX = ±.03 .XXX = ±.010	Material Thickness of Thinner Part Joined (inch) Minimum Fillet Size - S (inch) To 1/4" 1/8" Over 1/4" to 1/2" 3/16" Over 1/2" to 3/4" 1/4" Over 3/4" 5/16"	WWW.ERECTASTEP.COM 888-878-1839	ABAS #: 110952		SCALE: 1:14
A	UPDATED PER DD-23-0011	11/29/23	ESC					FINISH: PER BOM		SIZE: D
#	DESCRIPTION	DATE	BY					CHECK:	DRAFT:	REV: A



CUSTOMER IS RESPONSIBLE FOR PROVIDING ADEQUATE SUPPORT AND ANCHORING FOR NEW PERFECTSTEP EQUIPMENT

				DO NOT SCALE	TOLERANCES: UNLESS OTHERWISE SPECIFIED	PERFECTSTEP WELDING STANDARDS SEAL WELD UNLESS OTHERWISE NOTED USE FILLETS LISTED BELOW UNLESS OTHERWISE NOTED	ALL INFORMATION CONTAINED HEREIN IS CONFIDENTIAL AND PROPRIETARY AND MAY NOT BE DISCLOSED IN ANY FORM WITHOUT PRIOR WRITTEN CONSENT OF PERFECTSTEP	ES-SL-AL-15S-171TOW-LADDER-A		SHEET: 2 OF 2							
				PROJECTION:	LINEAR: X"-Y" = +1/16" X" = +1/32" .X = ±.1 .XX = ±.03 .XXX = ±.010	Material Thickness of Thinner Part Joined (inch) Minimum Fillet Size - S (inch)	WWW.ERECTASTEP.COM 888-878-1839	ABAS #: 110952		SCALE: 1:24							
A	UPDATED PER DD-23-0011	11/29/23	ESC	THIRD ANGLE	ANGULAR: +/- 1/2°	<table border="1"> <tr> <td>To 1/4"</td> <td>1/8"</td> </tr> <tr> <td>Over 1/4" to 1/2"</td> <td>3/16"</td> </tr> <tr> <td>Over 1/2" to 3/4"</td> <td>1/4"</td> </tr> <tr> <td>Over 3/4"</td> <td>5/16"</td> </tr> </table>		To 1/4"	1/8"	Over 1/4" to 1/2"	3/16"	Over 1/2" to 3/4"	1/4"	Over 3/4"	5/16"	FINISH: PER BOM	
To 1/4"	1/8"																
Over 1/4" to 1/2"	3/16"																
Over 1/2" to 3/4"	1/4"																
Over 3/4"	5/16"																
#	DESCRIPTION	DATE	BY					CHECK:	ENG:	REV: A							

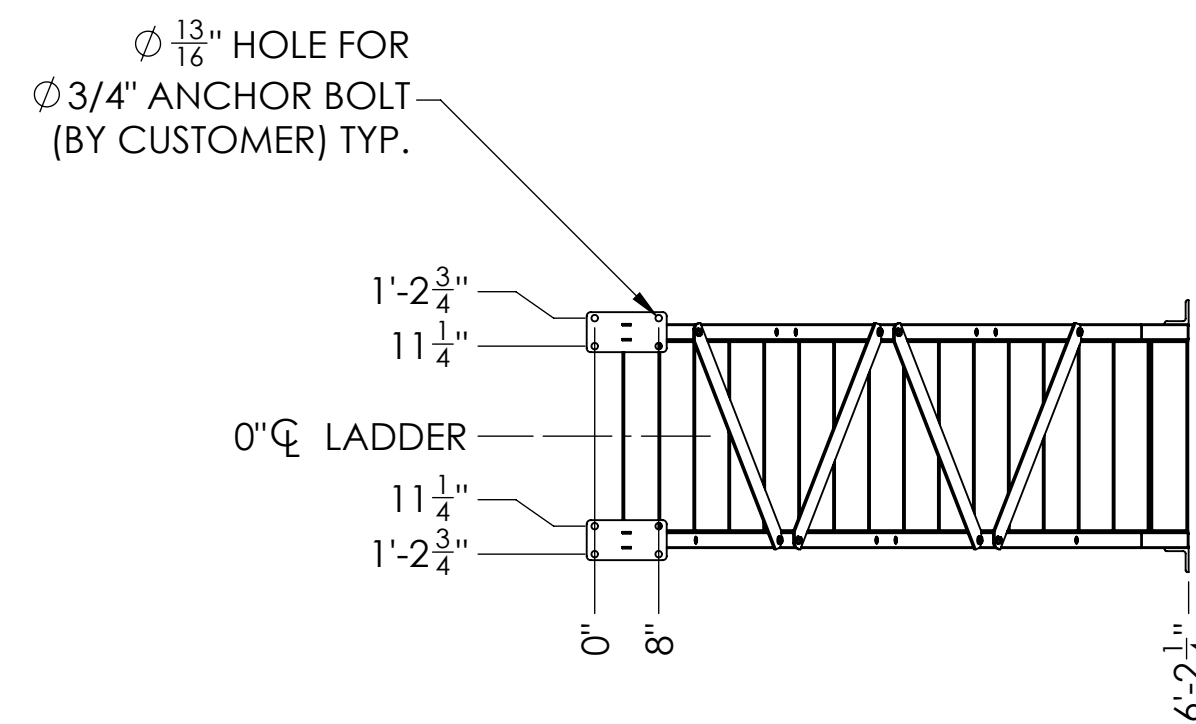
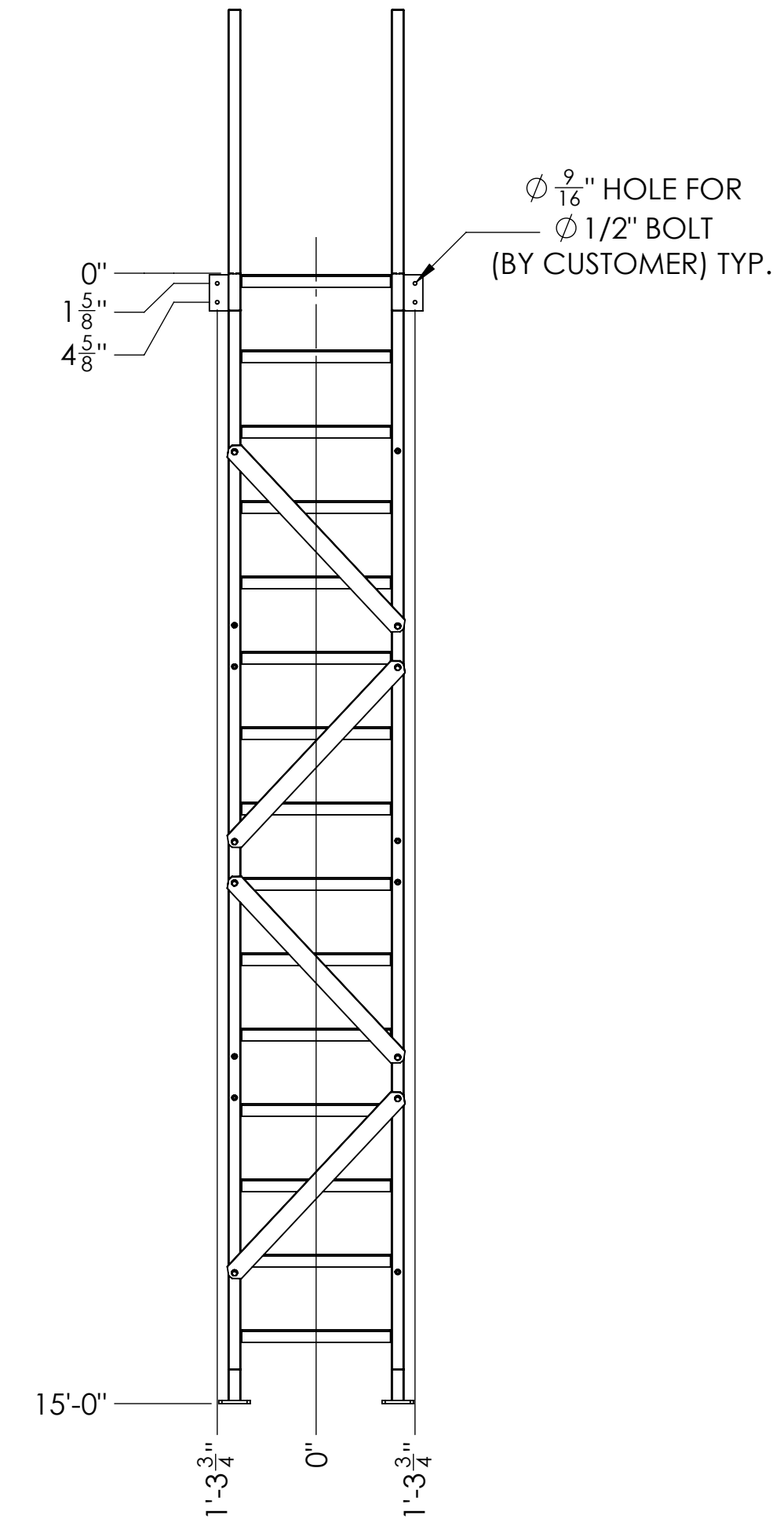
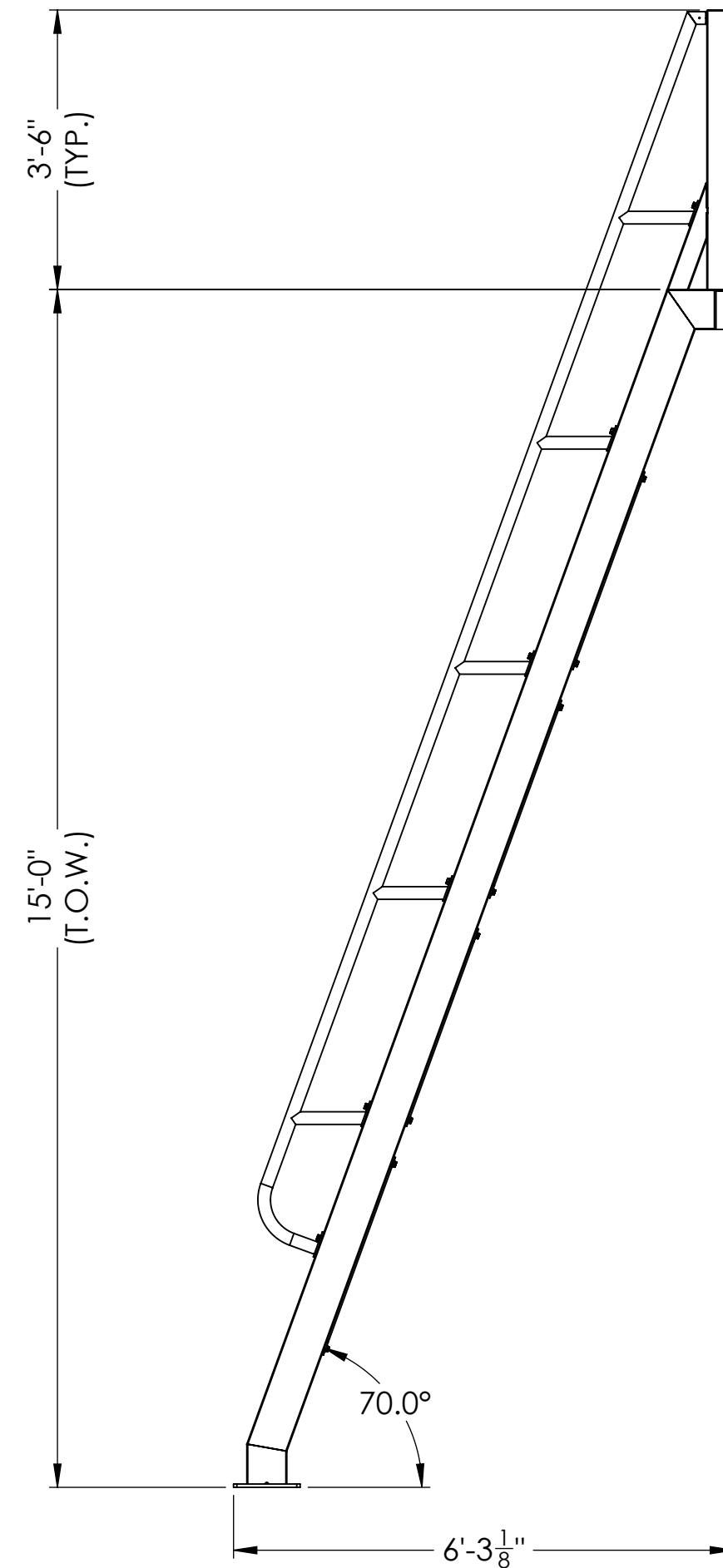
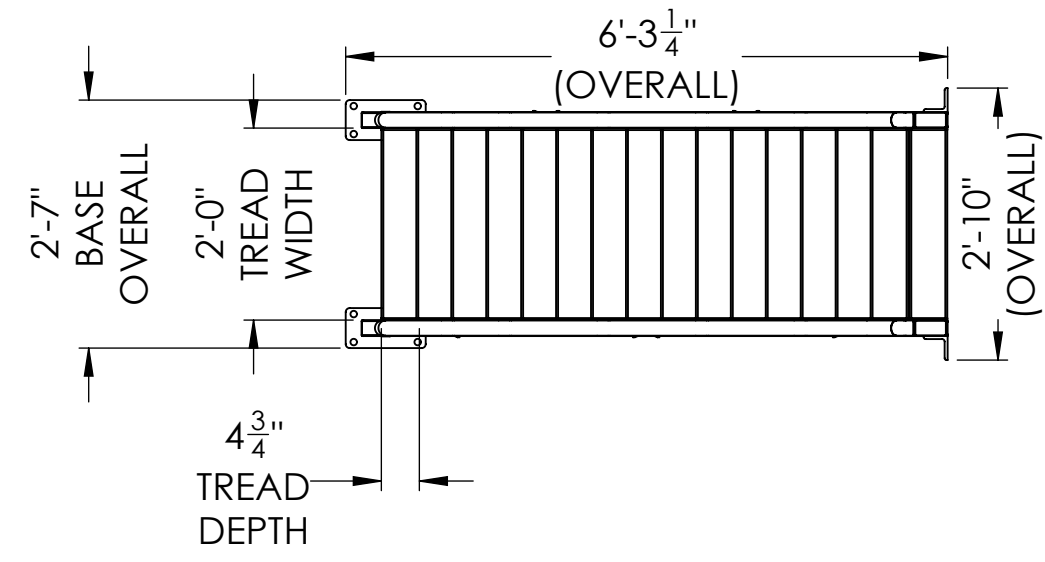
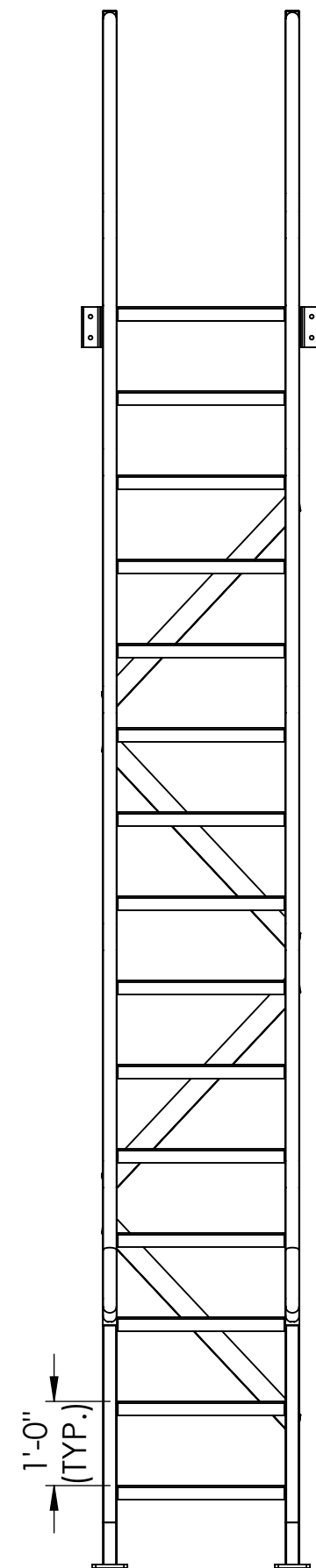
BOM Table			
MINOR MARK	QTY	PartName	ABAS
1	1	ES-SL-AL-15S-180TOW-LADDER-RH-W	169243
2	1	ES-SL-AL-15S-180TOW-LADDER-LH-W	110929
3	16	M3 & RS STEP 24 WIDE-FLAT (M3,RS-C,RS-TR)	10870
4	2	ES-SL-AL-15S-180TOW-HANDRAIL-W	110857
5	4	ES-STAIR-UNDERBRACE	54129
6	20	BOLT 1/2-13 X 1 1/2 SERRATED HEX, PLATED	10131
7	28	AVK 1/2-13 INSERT STEEL TIN PLATED	10185
8	128	RIVET - 1/4"x1/2" GRIP AL	11143
9	15	PERFECTSTEP STEP LABEL6 - 1.625" X 20" (APPLIED ON PRODUCT)	52010



LIVE LOADS	WEIGHT(LBS)
HANDRAIL	200
LADDER	300

CUSTOMER IS RESPONSIBLE FOR PROVIDING ADEQUATE SUPPORT AND ANCHORING FOR NEW PERFECTSTEP EQUIPMENT

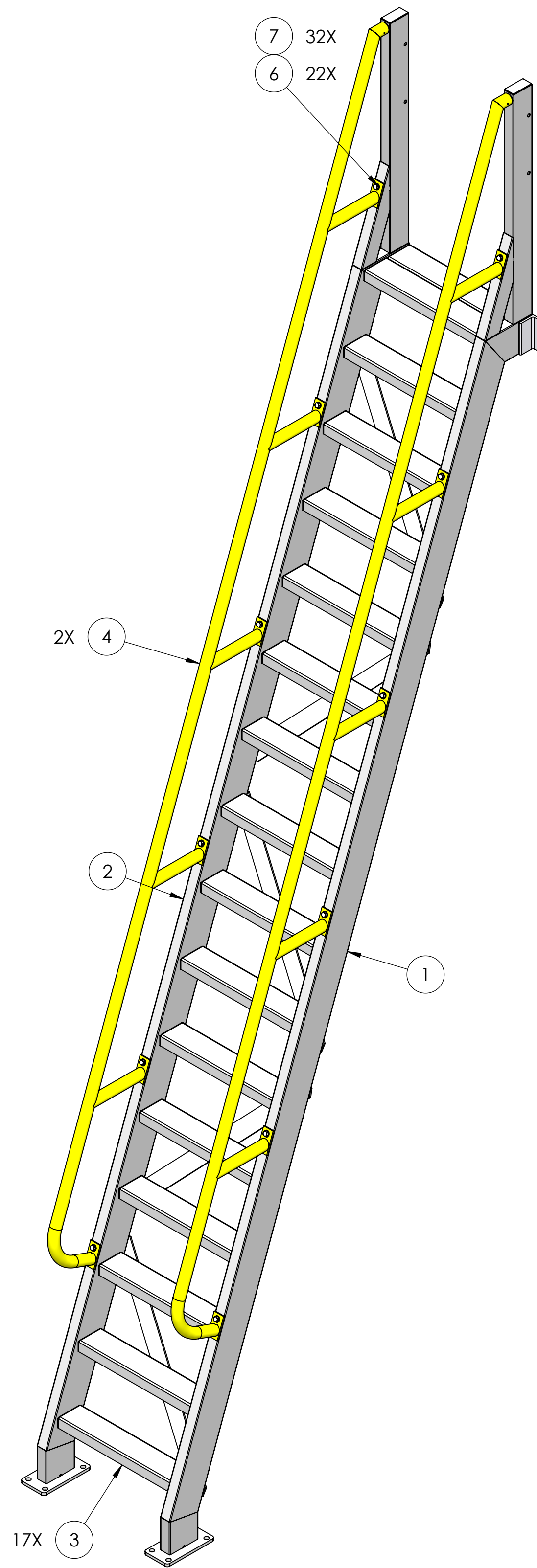
				DO NOT SCALE	TOLERANCES: UNLESS OTHERWISE SPECIFIED	PERFECTSTEP WELDING STANDARDS SEAL WELD UNLESS OTHERWISE NOTED USE FILLETS LISTED BELOW UNLESS OTHERWISE NOTED	ALL INFORMATION CONTAINED HEREIN IS CONFIDENTIAL AND PROPRIETARY AND MAY NOT BE DISCLOSED IN ANY FORM WITHOUT PRIOR WRITTEN CONSENT OF PERFECTSTEP	ES-SL-AL-15S-180TOW-LADDER-A		SHEET: 1 OF 2
				PROJECTION: THIRD ANGLE	LINEAR: X"-Y" = +1/16" X" = +1/32" .X = ±.1 .XX = ±.03 .XXX = ±.010	Material Thickness of Thinner Part Joined (inch) Minimum Fillet Size - S (inch) To 1/4" 1/8" Over 1/4" to 1/2" 3/16" Over 1/2" to 3/4" 1/4" Over 3/4" 5/16"	WWW.ERECTASTEP.COM 888-878-1839	ABAS #: 110953		SCALE: 1:12
A	UPDATED PER DD-23-0011	11/29/23	ESC					FINISH: PER BOM		SIZE: D
#	DESCRIPTION	DATE	BY					CHECK:	ENG:	REV: A



CUSTOMER IS RESPONSIBLE FOR PROVIDING ADEQUATE SUPPORT AND ANCHORING FOR NEW PERFECTSTEP EQUIPMENT

				DO NOT SCALE	TOLERANCES: UNLESS OTHERWISE SPECIFIED	PERFECTSTEP WELDING STANDARDS SEAL WELD UNLESS OTHERWISE NOTED USE FILLETS LISTED BELOW UNLESS OTHERWISE NOTED	ALL INFORMATION CONTAINED HEREIN IS CONFIDENTIAL AND PROPRIETARY AND MAY NOT BE DISCLOSED IN ANY FORM WITHOUT PRIOR WRITTEN CONSENT OF PERFECTSTEP	ES-SL-AL-15S-180TOW-LADDER-A		SHEET: 2 OF 2
				PROJECTION:	LINEAR: X"-Y" = +1/16" X" = +1/32" .X = ±.1 .XX = ±.03 .XXX = ±.010	Material Thickness of Thinner Part Joined (inch) Minimum Fillet Size - S (inch) To 1/4" 1/8" Over 1/4" to 1/2" 3/16" Over 1/2" to 3/4" 1/4" Over 3/4" 5/16"	WWW.ERECTSTEP.COM 888-878-1839	ABAS #: 110953	FINISH: PER BOM	SCALE: 1:24
A	UPDATED PER DD-23-0011	11/29/23	ESC	THIRD ANGLE	ANGULAR: +/- 1/2°				DETAIL: ENG:	SIZE: D
#	DESCRIPTION	DATE	BY						CHECK: DRAFT:	REV: A

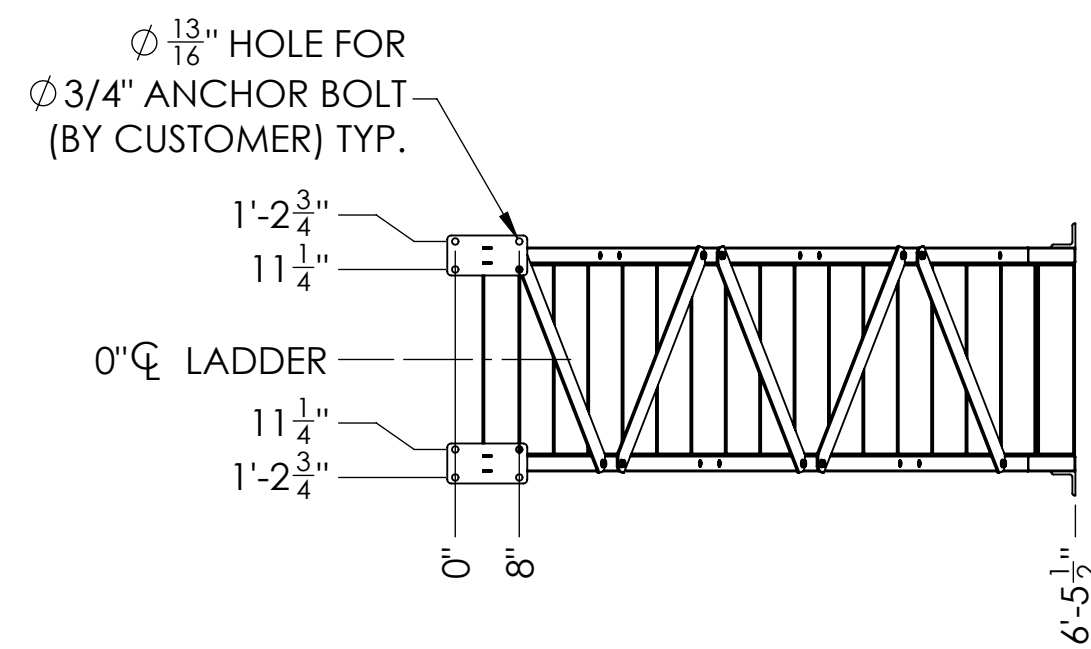
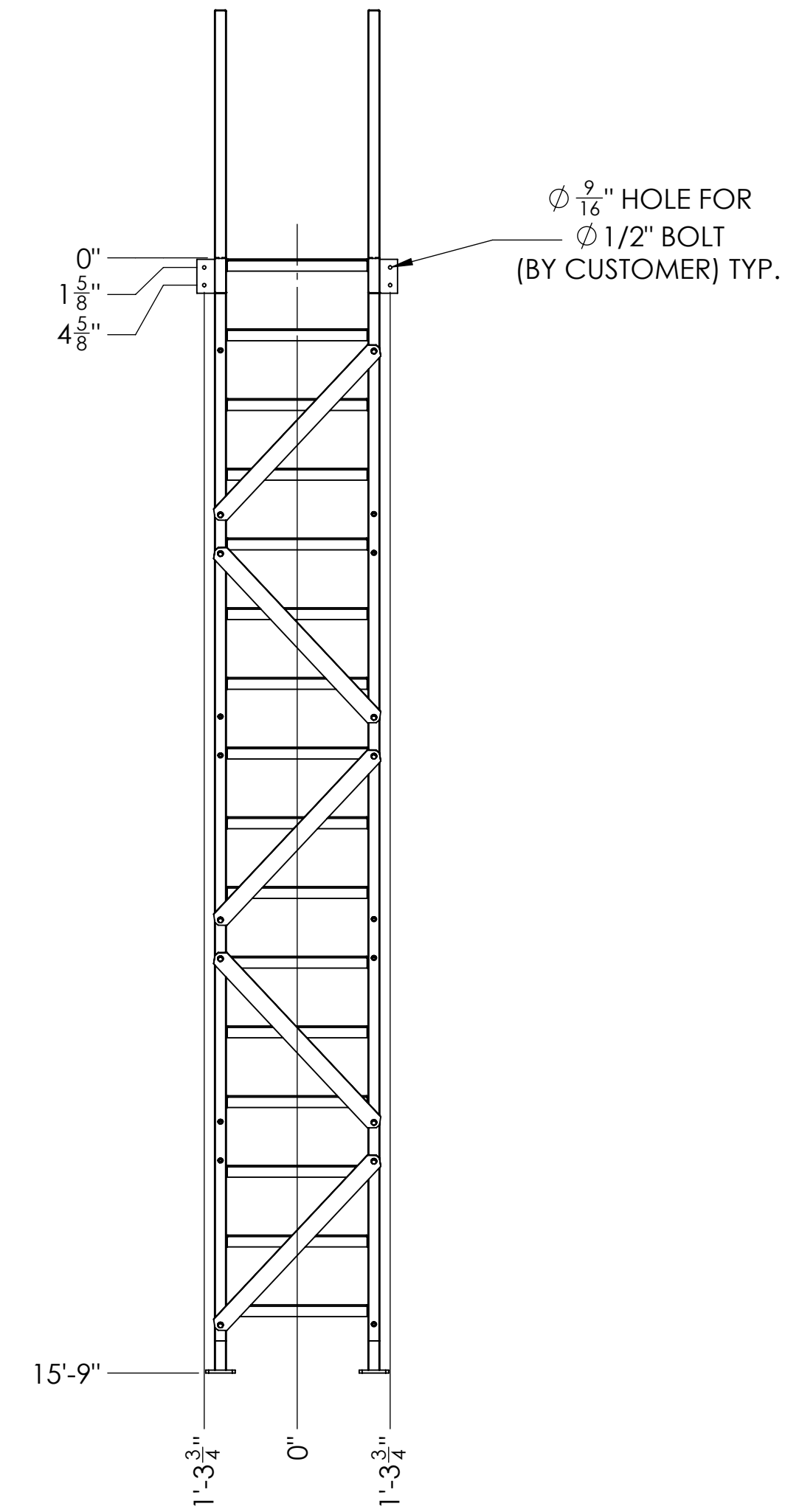
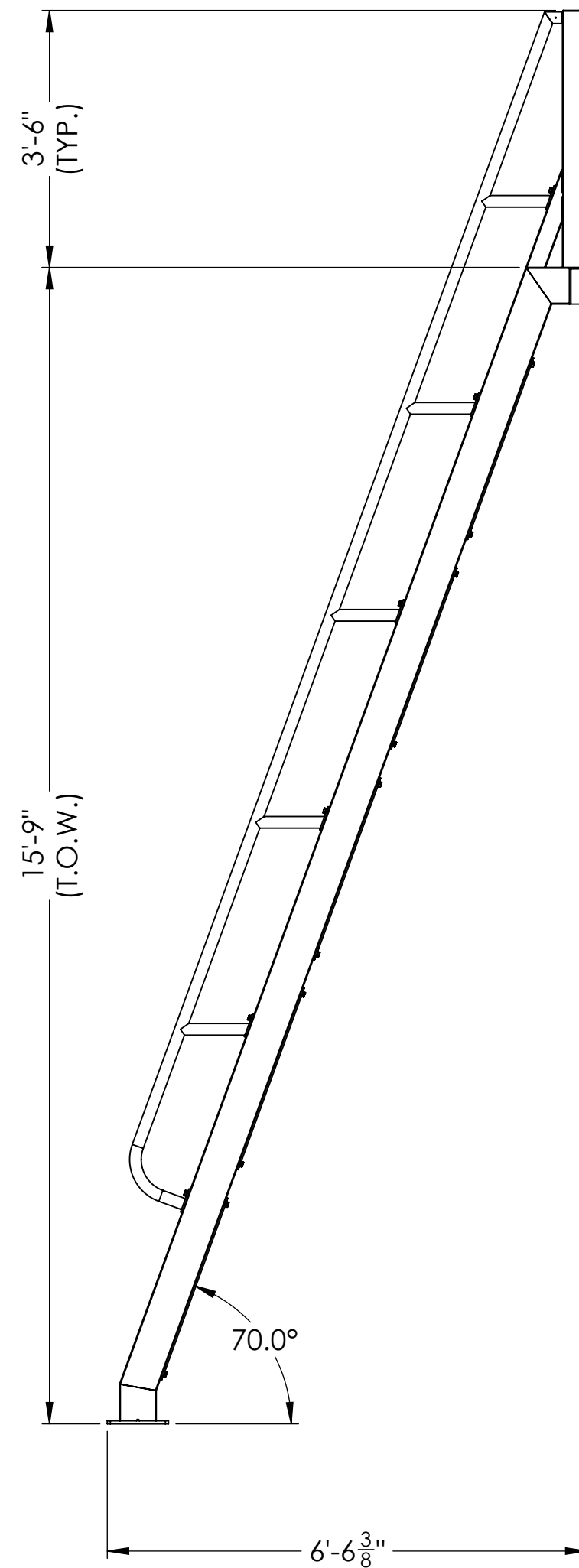
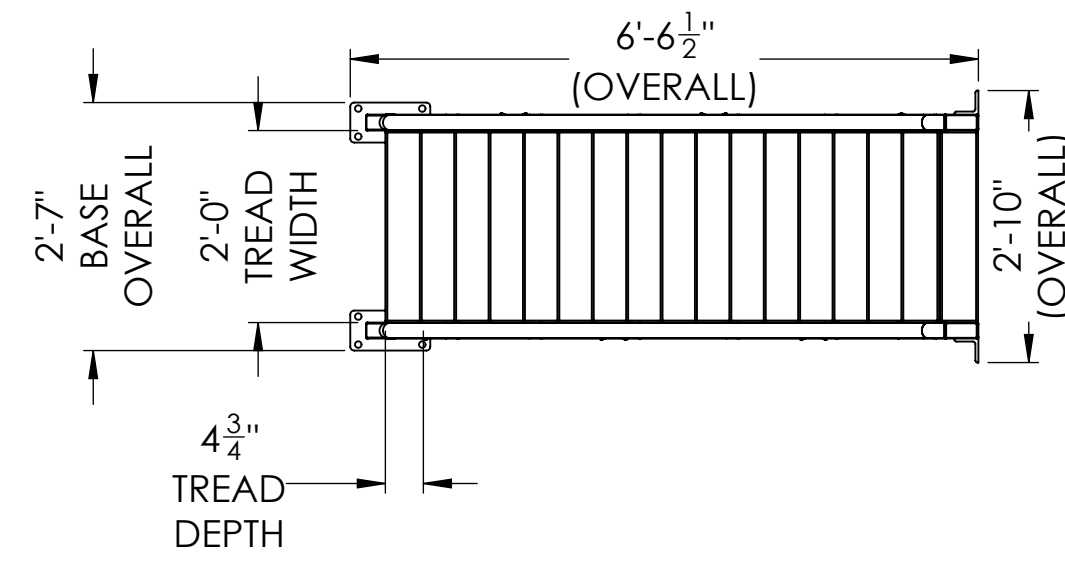
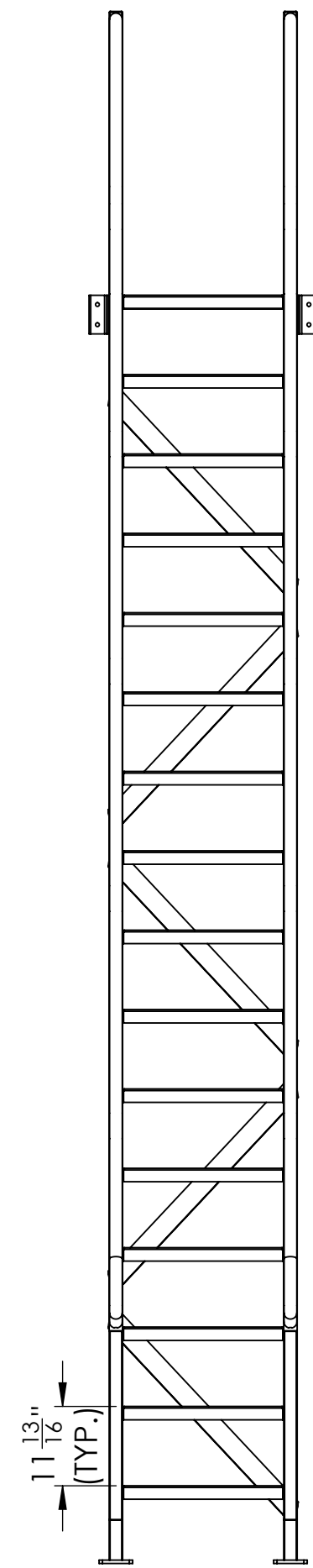
BOM Table			
MINOR MARK	QTY	PartName	ABAS
1	1	ES-SL-AL-16S-189TOW-LADDER-RH-W	169244
2	1	ES-SL-AL-16S-189TOW-LADDER-LH-W	110930
3	17	M3 & RS STEP 24 WIDE-FLAT (M3,RS-C,RS-TR)	10870
4	2	ES-SL-AL-16S-189TOW-HANDRAIL-W	110858
5	5	ES-STAIR-UNDERBRACE	54129
6	22	BOLT 1/2-13 X 1 1/2 SERRATED HEX, PLATED	10131
7	32	AVK 1/2-13 INSERT STEEL TIN PLATED	10185
8	136	RIVET - 1/4"x1/2" GRIP AL	11143
9	16	PERFECTASTEP STEP LABEL6 - 1.625" X 20" (APPLIED ON PRODUCT)	52010



LIVE LOADS	WEIGHT(LBS)
HANDRAIL	200
LADDER	300

CUSTOMER IS RESPONSIBLE FOR PROVIDING ADEQUATE SUPPORT AND ANCHORING FOR NEW PERFECTASTEP EQUIPMENT

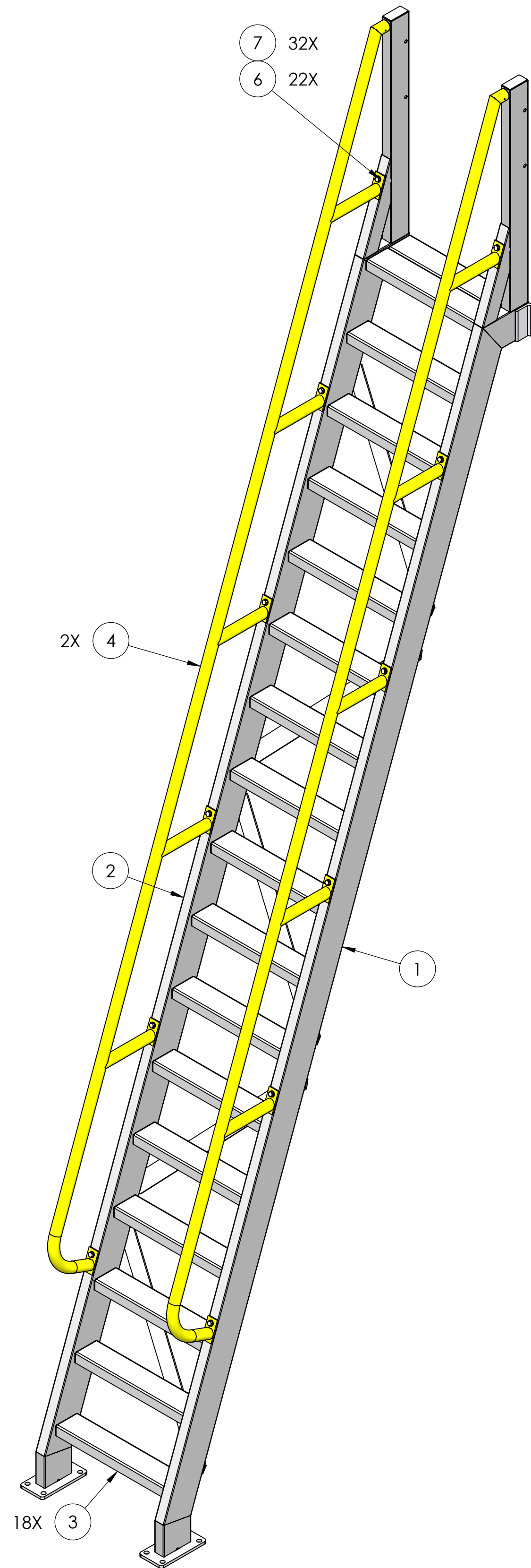
				DO NOT SCALE	TOLERANCES: UNLESS OTHERWISE SPECIFIED	PERFECTASTEP WELDING STANDARDS <small>SEAL WELD UNLESS OTHERWISE NOTED USE FILLETS LISTED BELOW UNLESS OTHERWISE NOTED</small>	ALL INFORMATION CONTAINED HEREIN IS CONFIDENTIAL AND PROPRIETARY AND MAY NOT BE DISCLOSED IN ANY FORM WITHOUT PRIOR WRITTEN CONSENT OF PERFECTASTEP	ES-SL-AL-16S-189TOW-LADDER-A		SHEET: 1 OF 2
				PROJECTION:	LINEAR: X"-Y" = +1/16" X" = +1/32" .X = ±.1 .XX = ±.03 .XXX = ±.010	Material Thickness of Thinner Part Joined (inch) Minimum Fillet Size - S (inch) To 1/4" 1/8" Over 1/4" to 1/2" 3/16" Over 1/2" to 3/4" 1/4" Over 3/4" 5/16"	 WWW.ERECTASTEP.COM 888-878-1839	ABAS #: 110954		SCALE: 1:14
A	UPDATED PER DD-23-0011	11/29/23	ESC	THIRD ANGLE	ANGULAR: +/- 1/2°				FINISH: PER BOM	SIZE: D
#	DESCRIPTION	DATE	BY					CHECK:	DRAFT:	REV: A



CUSTOMER IS RESPONSIBLE FOR PROVIDING ADEQUATE SUPPORT AND ANCHORING FOR NEW PERFECTSTEP EQUIPMENT


<table border="1"> <tr> <td>A</td> <td>UPDATED PER DD-23-0011</td> <td>11/29/23</td> <td>ESC</td> </tr> <tr> <td>#</td> <td>DESCRIPTION</td> <td>DATE</td> <td>BY</td> </tr> </table>				A	UPDATED PER DD-23-0011	11/29/23	ESC	#	DESCRIPTION	DATE	BY	DO NOT SCALE PROJECTION: THIRD ANGLE	TOLERANCES: UNLESS OTHERWISE SPECIFIED LINEAR: X"-Y" = +1/16" X" = +1/32" .X = ±.1 .XX = ±.03 .XXX = ±.010 ANGULAR: +/-.1°	PERFECTSTEP WELDING STANDARDS <small>SEAL WELD UNLESS OTHERWISE NOTED USE FILLETS LISTED BELOW UNLESS OTHERWISE NOTED</small> Material Thickness of Thinner Part Joined (inch) Minimum Fillet Size - S (inch) To 1/4" 1/8" Over 1/4" to 1/2" 3/16" Over 1/2" to 3/4" 1/4" Over 3/4" 5/16"	ALL INFORMATION CONTAINED HEREIN IS CONFIDENTIAL AND PROPRIETARY AND MAY NOT BE DISCLOSED IN ANY FORM WITHOUT PRIOR WRITTEN CONSENT OF PERFECTSTEP WWW.ERECTSTEP.COM 888-878-1839	ES-SL-AL-16S-189TOW-LADDER-A ABAS #: 110954 FINISH: PER BOM DETAIL: ENG: CHECK: DRAFT:	SHEET: 2 OF 2 SCALE: 1:24 SIZE: D REV: A
				A	UPDATED PER DD-23-0011	11/29/23	ESC										
#	DESCRIPTION	DATE	BY														

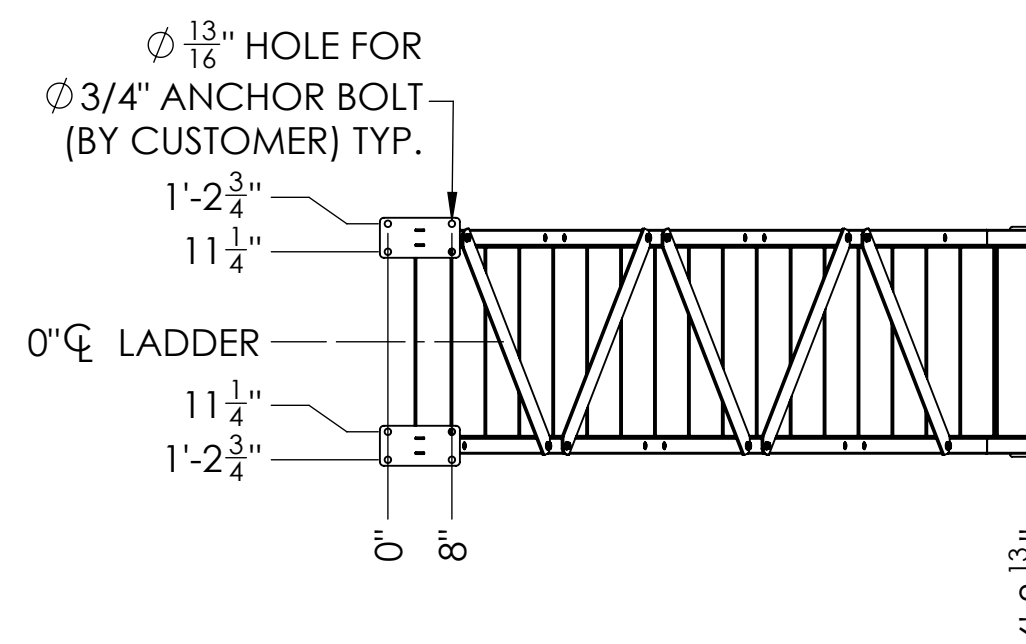
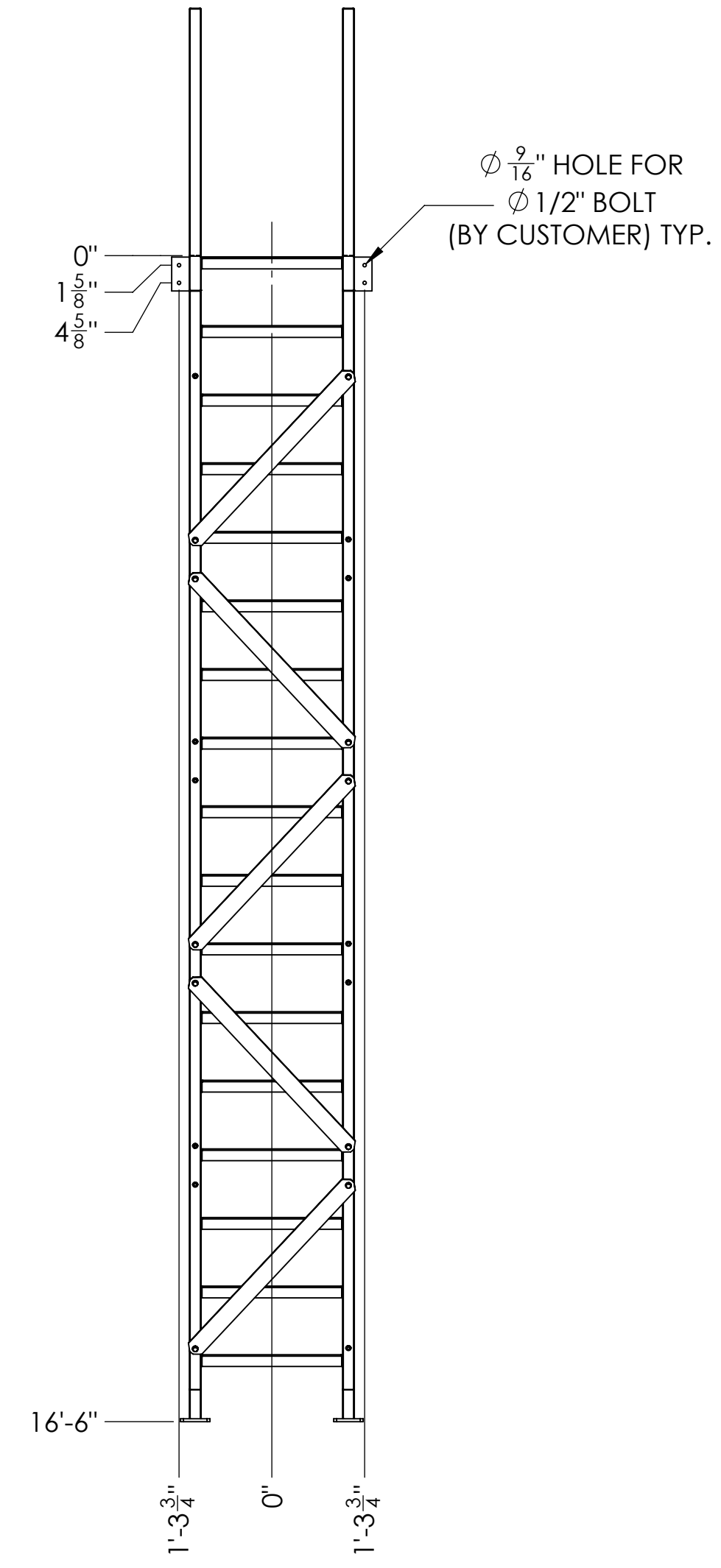
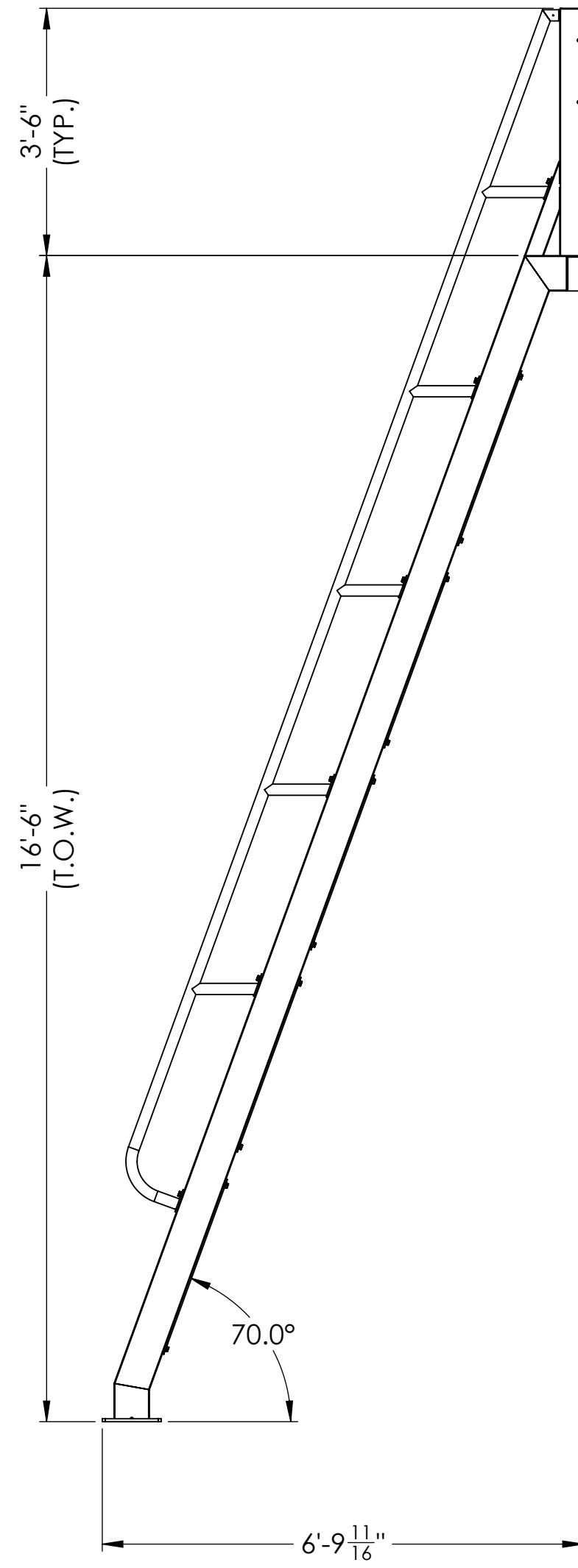
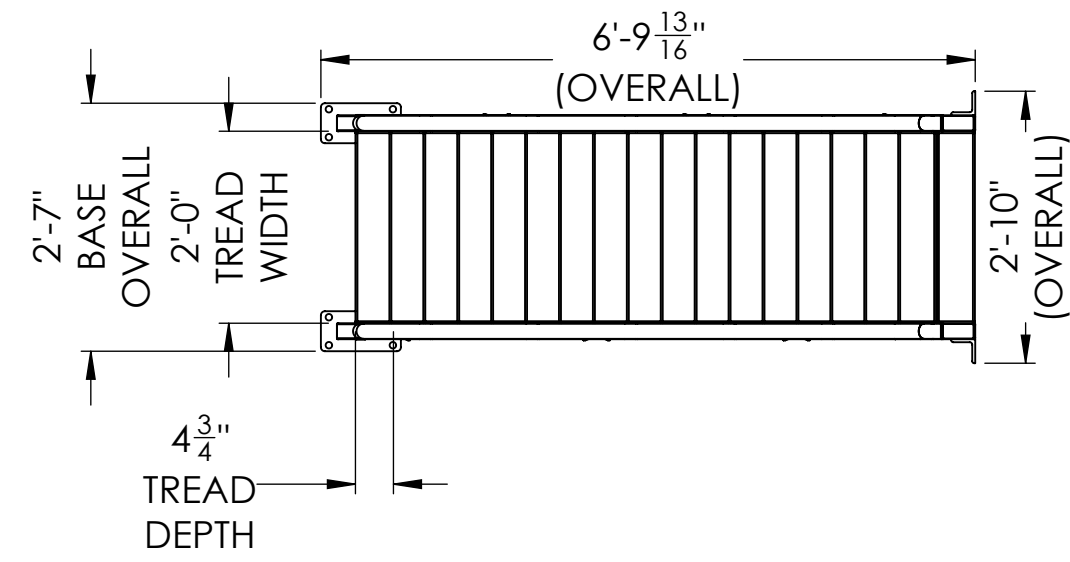
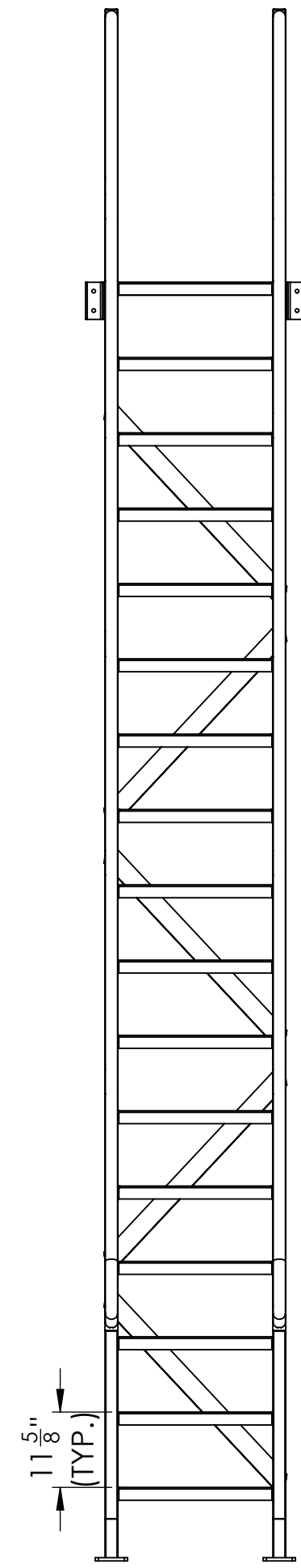
BOM Table			
MINOR MARK	QTY	PartName	ABAS
1	1	ES-SL-AL-17S-198TOW-LADDER-RH-W	169245
2	1	ES-SL-AL-17S-198TOW-LADDER-LH-W	110931
3	18	M3 & RS STEP 24 WIDE-FLAT (M3,RS-C,RS-TR)	10870
4	2	ES-SL-AL-17S-198TOW-HANDRAIL-W	110859
5	5	ES-STAIR-UNDERBRACE	54129
6	22	BOLT 1/2-13 X 1 1/2 SERRATED HEX, PLATED	10131
7	32	AVK 1/2-13 INSERT STEEL TIN PLATED	10185
8	144	RIVET - 1/4"x1/2" GRIP AL	11143
9	17	PERFECTASTEP STEP LABEL6 - 1.625" X 20" (APPLIED ON PRODUCT)	52010



LIVE LOADS	WEIGHT(LBS)
HANDRAIL	200
LADDER	300

CUSTOMER IS RESPONSIBLE FOR PROVIDING ADEQUATE SUPPORT AND ANCHORING FOR NEW PERFECTASTEP EQUIPMENT

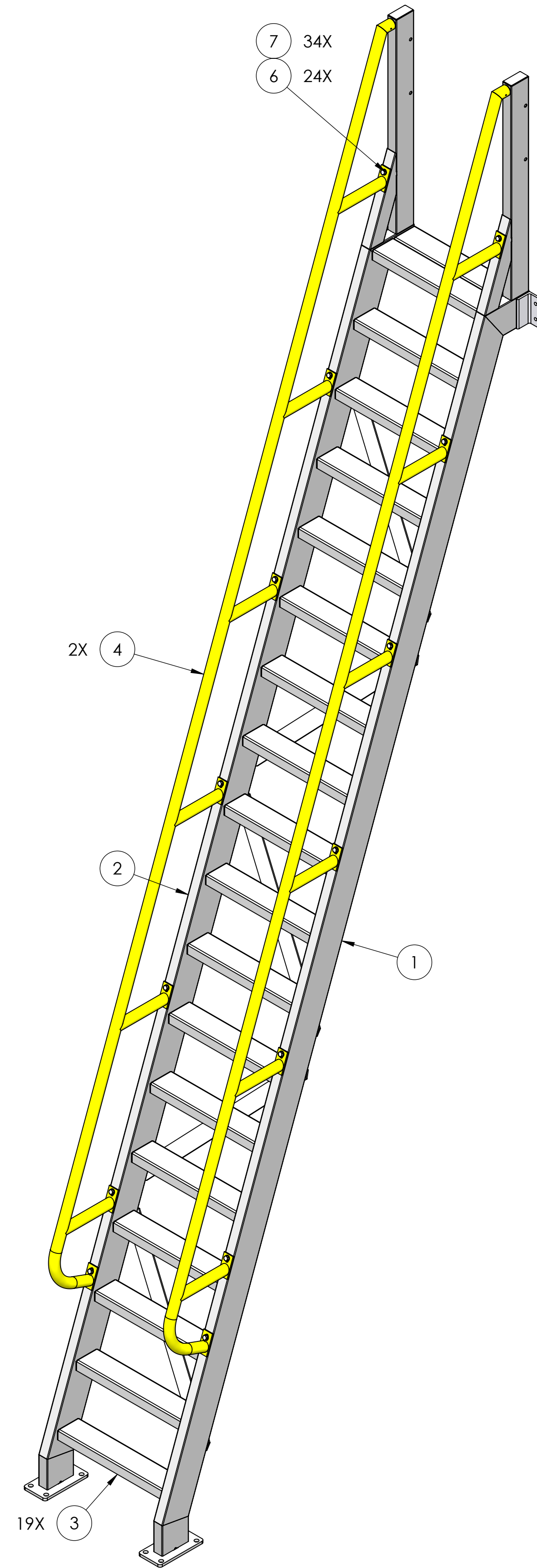
				DO NOT SCALE	TOLERANCES: UNLESS OTHERWISE SPECIFIED	PERFECTASTEP WELDING STANDARDS SEAL WELD UNLESS OTHERWISE NOTED USE FILLETS LISTED BELOW UNLESS OTHERWISE NOTED	ALL INFORMATION CONTAINED HEREIN IS CONFIDENTIAL AND PROPRIETARY AND MAY NOT BE DISCLOSED IN ANY FORM WITHOUT PRIOR WRITTEN CONSENT OF PERFECTASTEP	ES-SL-AL-17S-198TOW-LADDER-A		SHEET: 1 OF 2
				PROJECTION: THIRD ANGLE	LINEAR: X"-Y" = + $\frac{1}{16}$ " X" = + $\frac{1}{32}$ " .X = ±.1 .XX = ±.03 .XXX = ±.010	Material Thickness of Thinner Part Joined (inch) Minimum Fillet Size - S (inch) To 1/4" 1/8" Over 1/4" to 1/2" 3/16" Over 1/2" to 3/4" 1/4" Over 3/4" 5/16"	 WWW.ERECTASTEP.COM 888-878-1839	ABAS #: 110955		SCALE: 1:14
A	UPDATED PER DD-23-0011	11/29/23	ESC					FINISH: PER BOM		SIZE: D
#	DESCRIPTION	DATE	BY					CHECK:	DRAFT:	REV: A



CUSTOMER IS RESPONSIBLE FOR PROVIDING ADEQUATE SUPPORT AND ANCHORING FOR NEW PERFECTASTEP EQUIPMENT

				DO NOT SCALE	TOLERANCES: UNLESS OTHERWISE SPECIFIED	PERFECTASTEP WELDING STANDARDS SEAL WELD UNLESS OTHERWISE NOTED USE FILLETS LISTED BELOW UNLESS OTHERWISE NOTED	ALL INFORMATION CONTAINED HEREIN IS CONFIDENTIAL AND PROPRIETARY AND MAY NOT BE DISCLOSED IN ANY FORM WITHOUT PRIOR WRITTEN CONSENT OF PERFECTASTEP	ES-SL-AL-17S-198TOW-LADDER-A		SHEET: 2 OF 2
				PROJECTION:	LINEAR: X"-Y" = +1/16" X" = +1/32" .X = ±.1 .XX = ±.03 .XXX = ±.010	Material Thickness of Thinner Part Joined (inch) Minimum Fillet Size - S (inch)		ABAS #: 110955		SCALE: 1:24
				THIRD ANGLE	ANGULAR: +/-.1°	To 1/4" 1/8" Over 1/4" to 1/2" 3/16" Over 1/2" to 3/4" 1/4" Over 3/4" 5/16"		FINISH: PER BOM		SIZE: D
A	UPDATED PER DD-23-0011	11/29/23	ESC				WWW.ERECTASTEP.COM 888-878-1839	CHECK: _____		REV: A
#	DESCRIPTION	DATE	BY					ENG: _____		

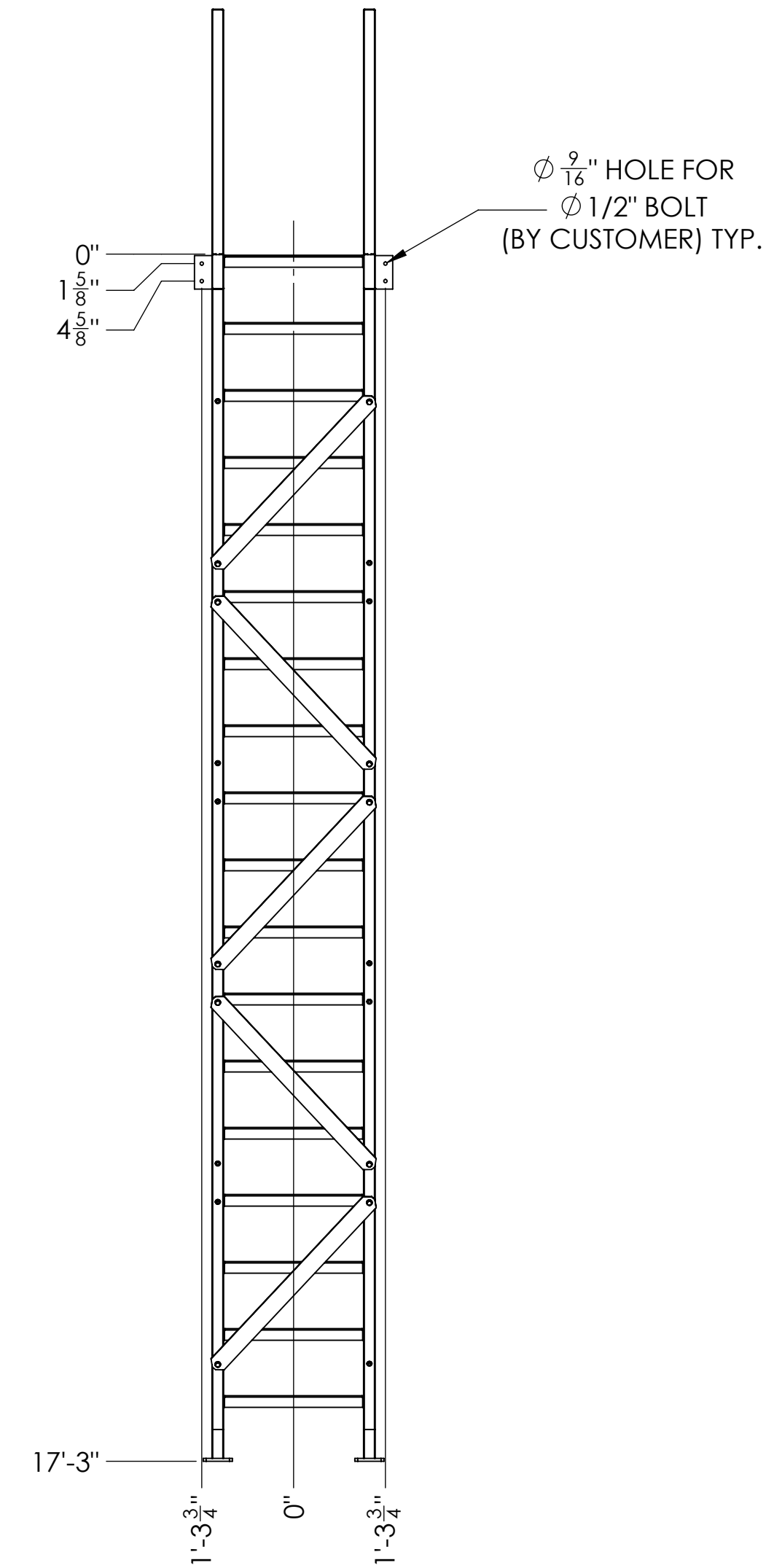
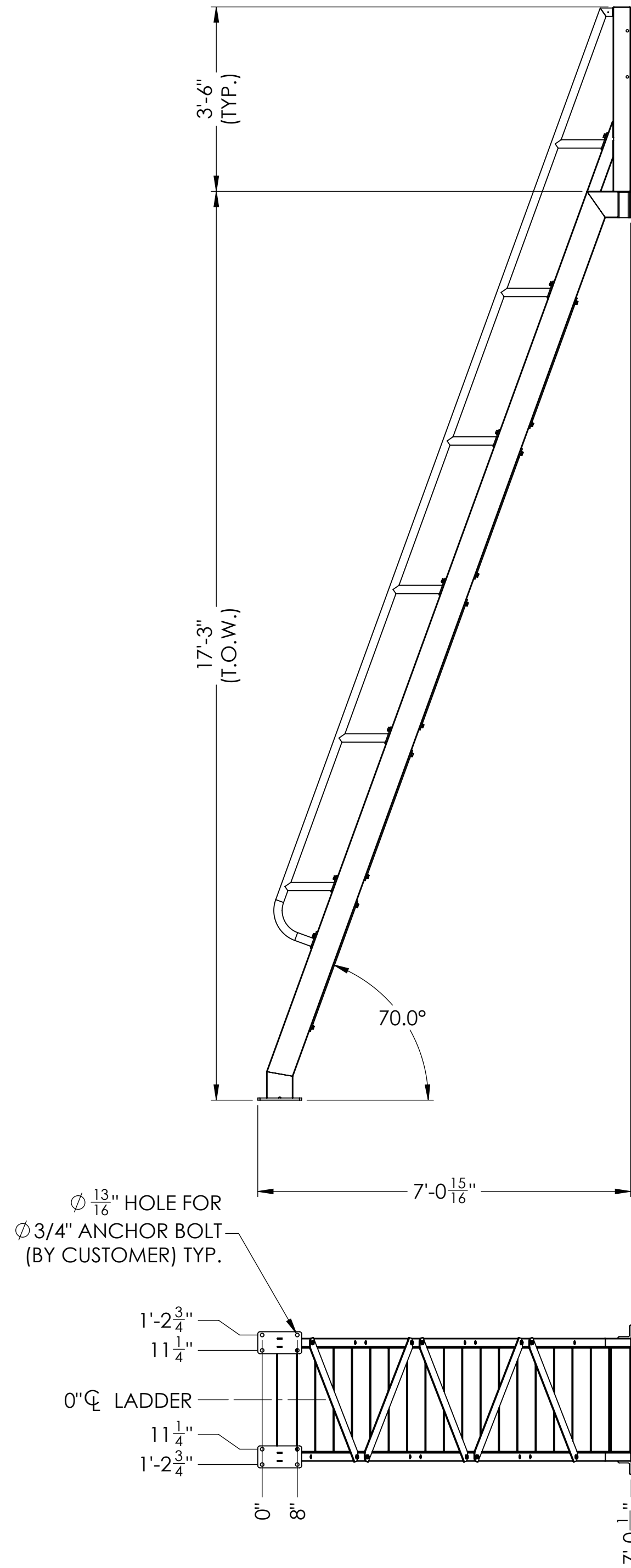
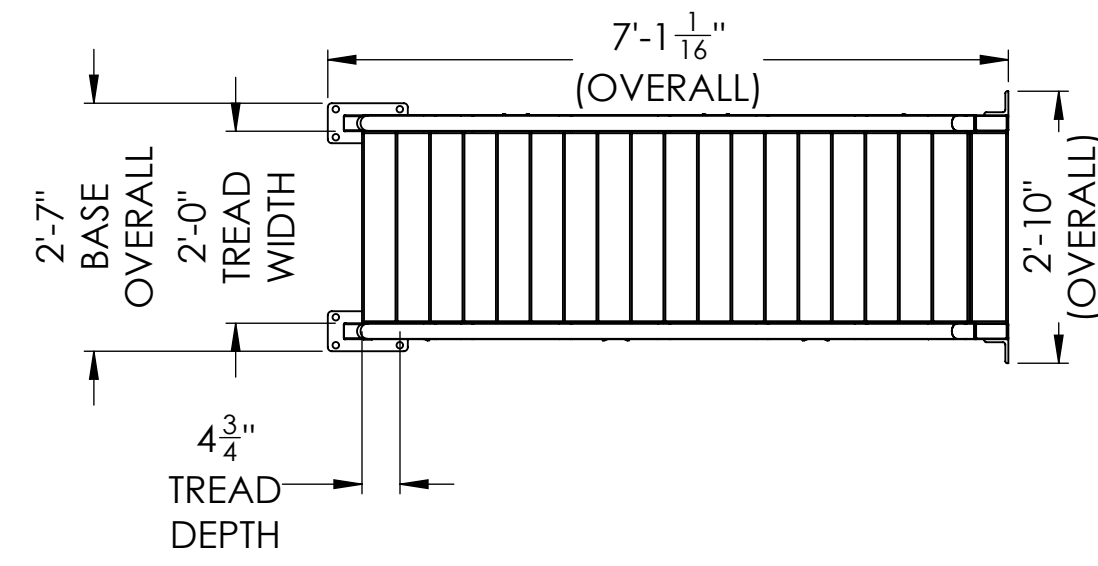
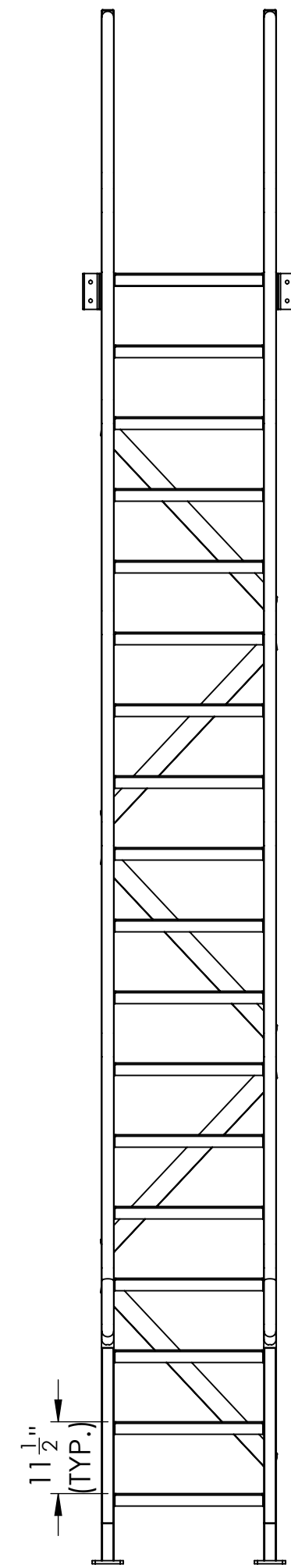
BOM Table			
MINOR MARK	QTY	PartName	ABAS
1	1	ES-SL-AL-18S-207TOW-LADDER-RH-W	169246
2	1	ES-SL-AL-18S-207TOW-LADDER-LH-W	110932
3	19	M3 & RS STEP 24 WIDE-FLAT (M3,RS-C,RS-TR)	10870
4	2	ES-SL-AL-18S-207TOW-HANDRAIL-W	110860
5	5	ES-STAIR-UNDERBRACE	54129
6	24	BOLT 1/2-13 X 1 1/2 SERRATED HEX, PLATED	10131
7	34	AVK 1/2-13 INSERT STEEL TIN PLATED	10185
8	152	RIVET - 1/4"x1/2" GRIP AL	11143
9	18	PERFECTSTEP STEP LABEL6 - 1.625" X 20" (APPLIED ON PRODUCT)	52010



LIVE LOADS	WEIGHT(LBS)
HANDRAIL	200
LADDER	300

CUSTOMER IS RESPONSIBLE FOR PROVIDING ADEQUATE SUPPORT AND ANCHORING FOR NEW PERFECTSTEP EQUIPMENT

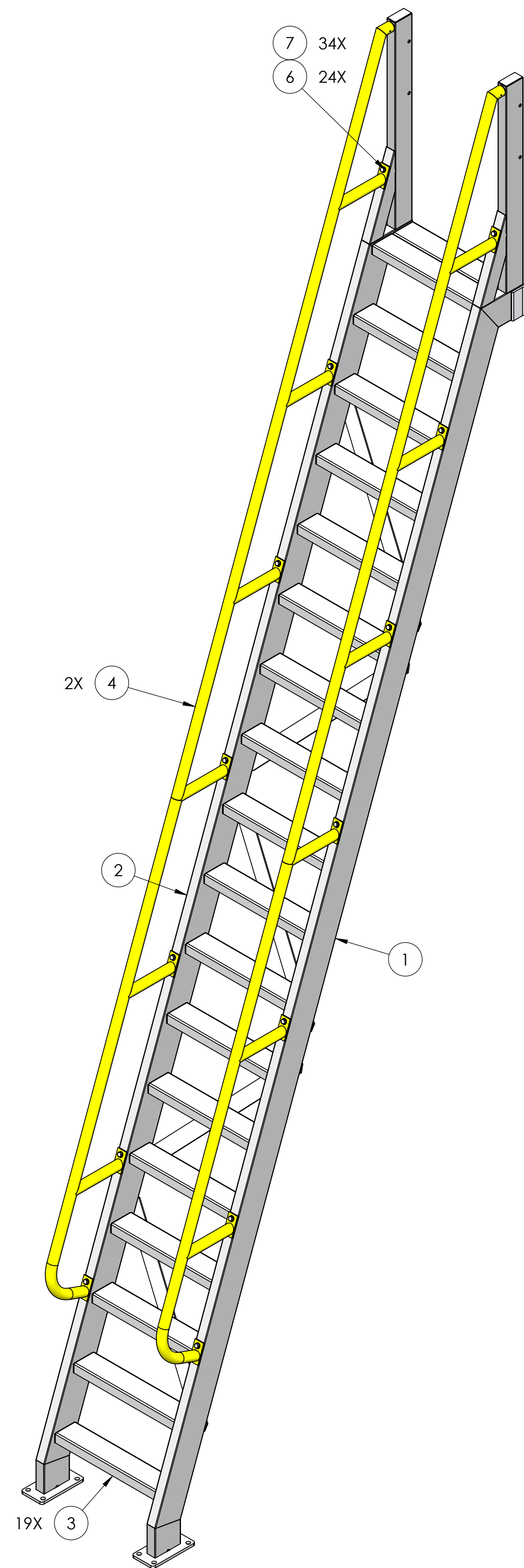
				DO NOT SCALE	TOLERANCES: UNLESS OTHERWISE SPECIFIED	PERFECTSTEP WELDING STANDARDS SEAL WELD UNLESS OTHERWISE NOTED USE FILLETS LISTED BELOW UNLESS OTHERWISE NOTED	ALL INFORMATION CONTAINED HEREIN IS CONFIDENTIAL AND PROPRIETARY AND MAY NOT BE DISCLOSED IN ANY FORM WITHOUT PRIOR WRITTEN CONSENT OF PERFECTSTEP	ES-SL-AL-18S-207TOW-LADDER-A		SHEET: 1 OF 2
				PROJECTION: THIRD ANGLE	LINEAR: X"-Y" = + $\frac{1}{16}$ " X" = + $\frac{1}{32}$ " .X = ±.1 .XX = ±.03 .XXX = ±.010	Material Thickness of Thinner Part Joined (inch) Minimum Fillet Size - S (inch) To 1/4" 1/8" Over 1/4" to 1/2" 3/16" Over 1/2" to 3/4" 1/4" Over 3/4" 5/16"	WWW.ERECTASTEP.COM 888-878-1839	ABAS #: 110956		SCALE: 1:14
A	UPDATED PER DD-23-0011	11/29/23	ESC					FINISH: PER BOM		SIZE: D
#	DESCRIPTION	DATE	BY					CHECK:	ENG:	REV: A



CUSTOMER IS RESPONSIBLE FOR PROVIDING ADEQUATE SUPPORT AND ANCHORING FOR NEW PERFECTSTEP EQUIPMENT

DO NOT SCALE TOLERANCES: UNLESS OTHERWISE SPECIFIED PERFECTSTEP WELDING STANDARDS SEAL WELD UNLESS OTHERWISE NOTED USE FILLETS LISTED BELOW UNLESS OTHERWISE NOTED ALL INFORMATION CONTAINED HEREIN IS CONFIDENTIAL AND PROPRIETARY AND MAY NOT BE DISCLOSED IN ANY FORM WITHOUT PRIOR WRITTEN CONSENT OF PERFECTSTEP				ES-SL-AL-18S-207TOW-LADDER-A ABAS #: 110956 FINISH: PER BOM		SHEET: 2 OF 2			
						SCALE: 1:24			
A	UPDATED PER DD-23-0011	11/29/23	ESC	PROJECTION: THIRD ANGLE LINEAR: X"-Y" = +1/16" X" = +1/32" .X = ±.1 .XX = ±.03 .XXX = ±.010 ANGULAR: +/- 1/2°	Material Thickness of Thinner Part Joined (inch) Minimum Fillet Size - S (inch) To 1/4" 1/8" Over 1/4" to 1/2" 3/16" Over 1/2" to 3/4" 1/4" Over 3/4" 5/16"	WWW.ERECTSTEP.COM 888-878-1839		CHECK: _____ DRAFT: _____	SIZE: D REV: A
#	DESCRIPTION	DATE	BY						

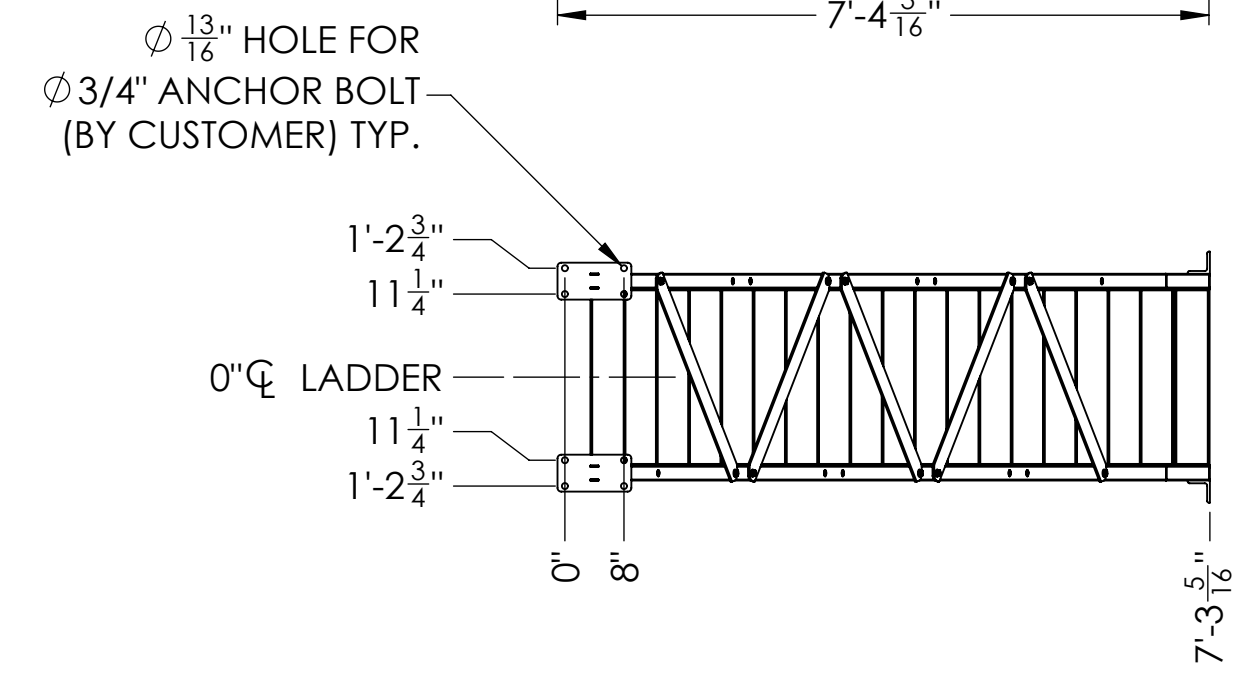
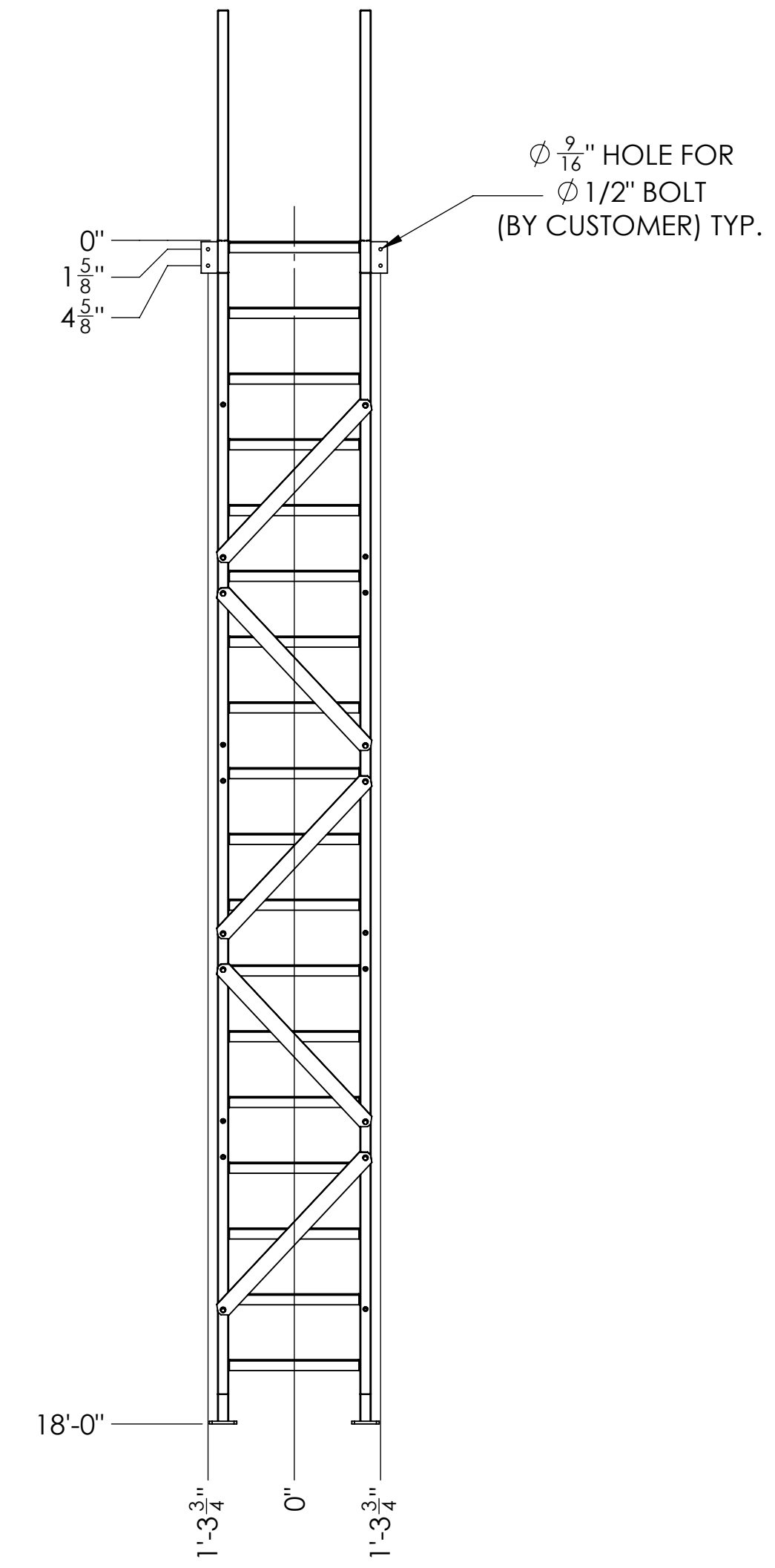
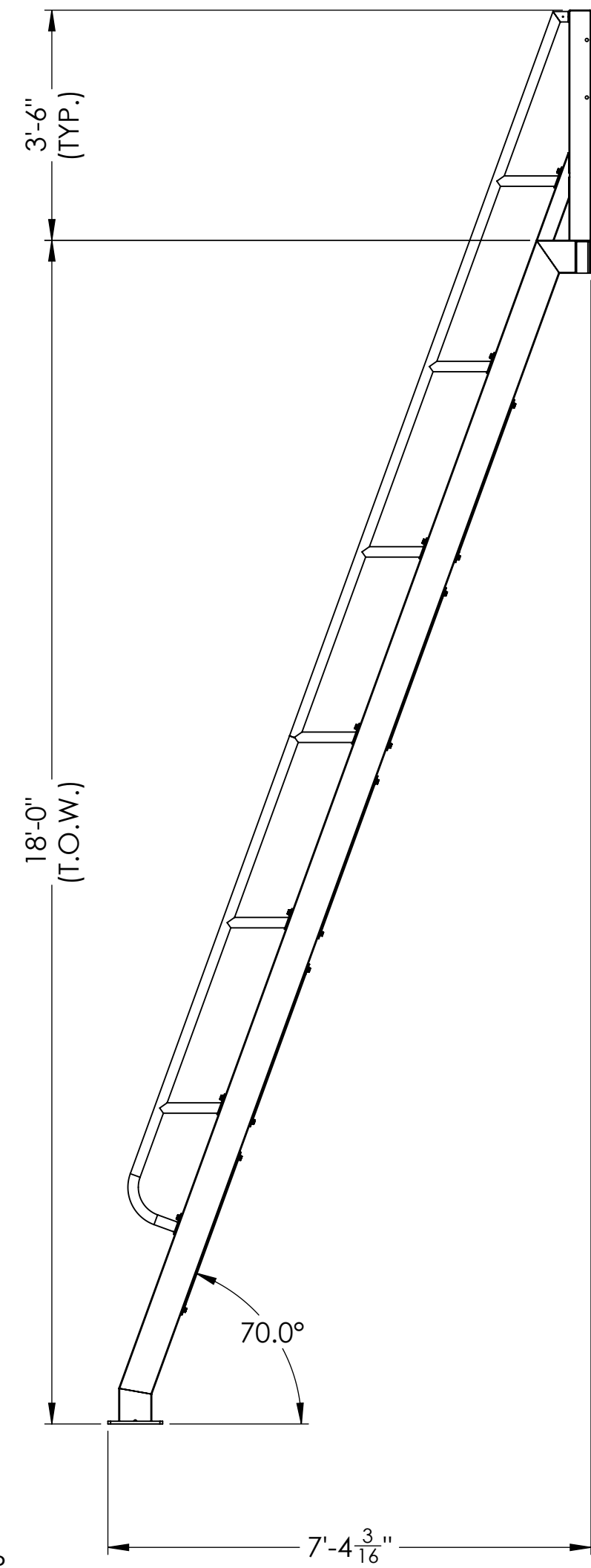
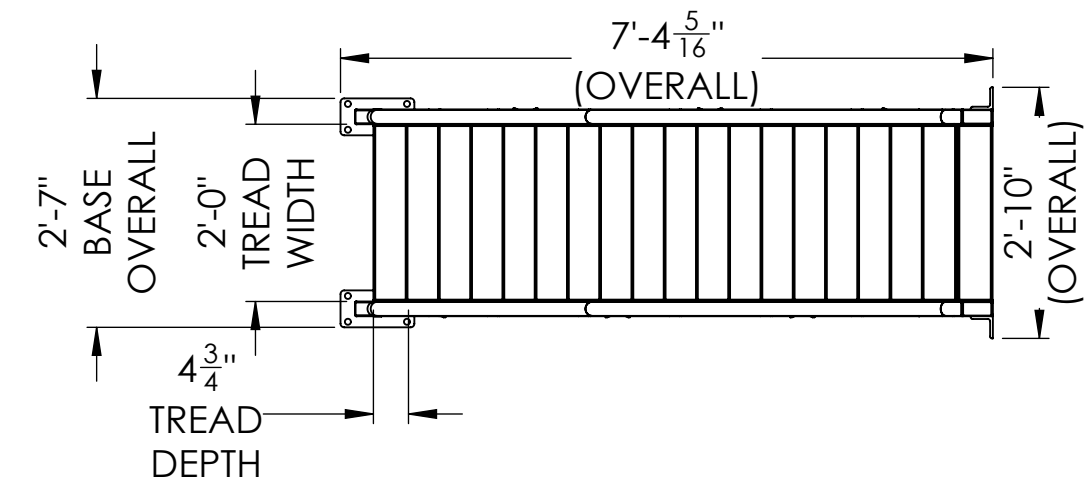
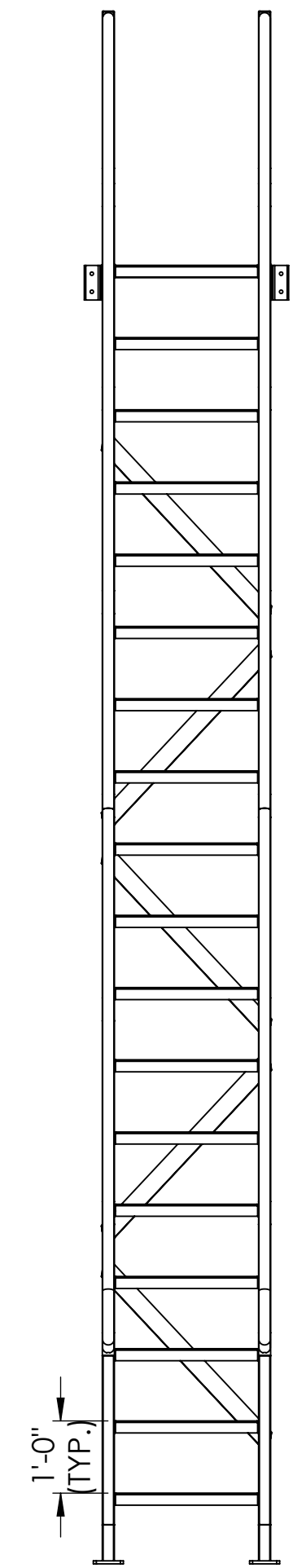
BOM Table			
MINOR MARK	QTY	PartName	ABAS
1	1	ES-SL-AL-18S-216TOW-LADDER-RH-W	169247
2	1	ES-SL-AL-18S-216TOW-LADDER-LH-W	110933
3	19	M3 & RS STEP 24 WIDE-FLAT (M3,RS-C,RS-TR)	10870
4	2	ES-SL-AL-18S-216TOW-HANDRAIL-W	110861
5	5	ES-STAIR-UNDERBRACE	54129
6	24	BOLT 1/2-13 X 1 1/2 SERRATED HEX, PLATED	10131
7	34	AVK 1/2-13 INSERT STEEL TIN PLATED	10185
8	152	RIVET - 1/4"x1/2" GRIP AL	11143
9	18	PERFECTASTEP STEP LABEL6 - 1.625" X 20" (APPLIED ON PRODUCT)	52010



LIVE LOADS	WEIGHT(LBS)
HANDRAIL	200
LADDER	300

CUSTOMER IS RESPONSIBLE FOR PROVIDING ADEQUATE SUPPORT AND ANCHORING FOR NEW PERFECTASTEP EQUIPMENT

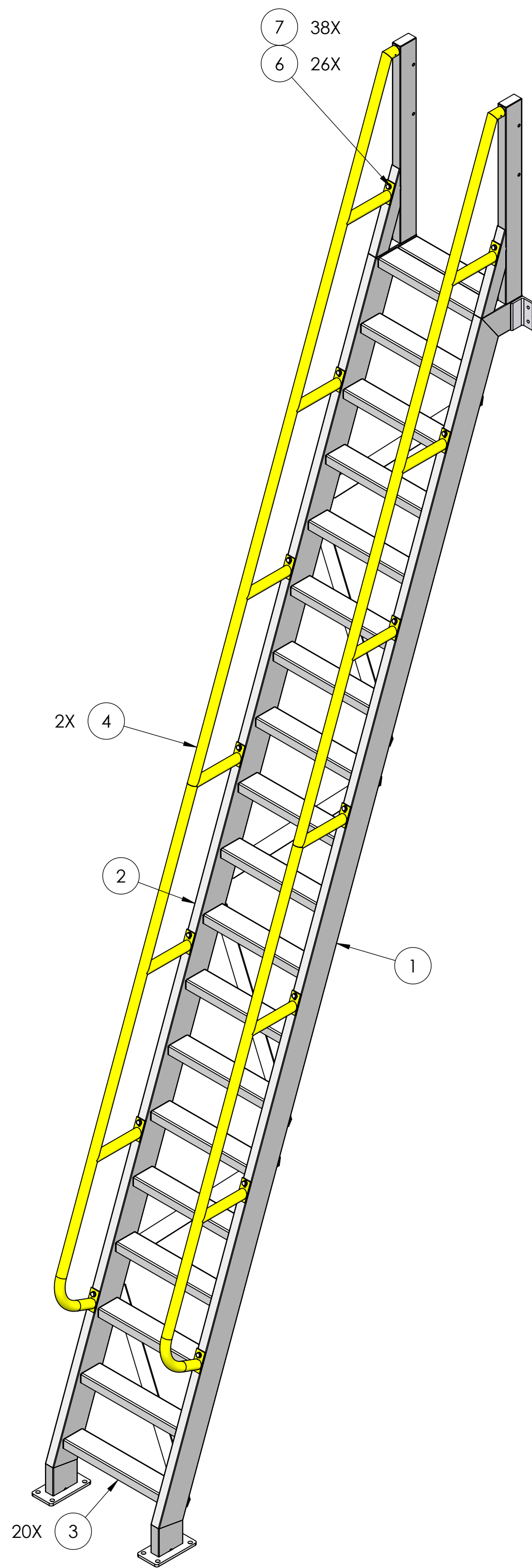
				DO NOT SCALE	TOLERANCES: UNLESS OTHERWISE SPECIFIED	PERFECTASTEP WELDING STANDARDS SEAL WELD UNLESS OTHERWISE NOTED USE FILLETS LISTED BELOW UNLESS OTHERWISE NOTED	ALL INFORMATION CONTAINED HEREIN IS CONFIDENTIAL AND PROPRIETARY AND MAY NOT BE DISCLOSED IN ANY FORM WITHOUT PRIOR WRITTEN CONSENT OF PERFECTASTEP	ES-SL-AL-18S-216TOW-LADDER-A		SHEET: 1 OF 2
				PROJECTION: THIRD ANGLE	LINEAR: X"-Y" = + $\frac{1}{16}$ " X" = + $\frac{1}{32}$ " .X = ±.1 .XX = ±.03 .XXX = ±.010	Material Thickness of Thinner Part Joined (inch) Minimum Fillet Size - S (inch) To 1/4" 1/8" Over 1/4" to 1/2" 3/16" Over 1/2" to 3/4" 1/4" Over 3/4" 5/16"	WWW.ERECTASTEP.COM 888-878-1839	ABAS #: 110957		SCALE: 1:14
A	UPDATED PER DD-23-0011	11/29/23	ESC					FINISH: PER BOM		SIZE: D
#	DESCRIPTION	DATE	BY					CHECK:	DRAFT:	REV: A



CUSTOMER IS RESPONSIBLE FOR PROVIDING ADEQUATE SUPPORT AND ANCHORING FOR NEW PERFECTASTEP EQUIPMENT


				DO NOT SCALE	TOLERANCES: UNLESS OTHERWISE SPECIFIED	PERFECTASTEP WELDING STANDARDS SEAL WELD UNLESS OTHERWISE NOTED USE FILLETS LISTED BELOW UNLESS OTHERWISE NOTED	ALL INFORMATION CONTAINED HEREIN IS CONFIDENTIAL AND PROPRIETARY AND MAY NOT BE DISCLOSED IN ANY FORM WITHOUT PRIOR WRITTEN CONSENT OF PERFECTASTEP	ES-SL-AL-18S-216TOW-LADDER-A		SHEET: 2 OF 2
				PROJECTION: THIRD ANGLE	LINEAR: X"-Y" = ± 1/16" X" = ± 1/32" .X = ± .1 .XX = ± .03 .XXX = ± .010	Material Thickness of Thinner Part Joined (inch) Minimum Fillet Size - S (inch) To 1/4" 1/8" Over 1/4" to 1/2" 3/16" Over 1/2" to 3/4" 1/4" Over 3/4" 5/16"	WWW.ERECTASTEP.COM 888-878-1839	ABAS #: 110957	FINISH: PER BOM	SCALE: 1:26
A	UPDATED PER DD-23-0011	11/29/23	ESC							SIZE: D
#	DESCRIPTION	DATE	BY							REV: A

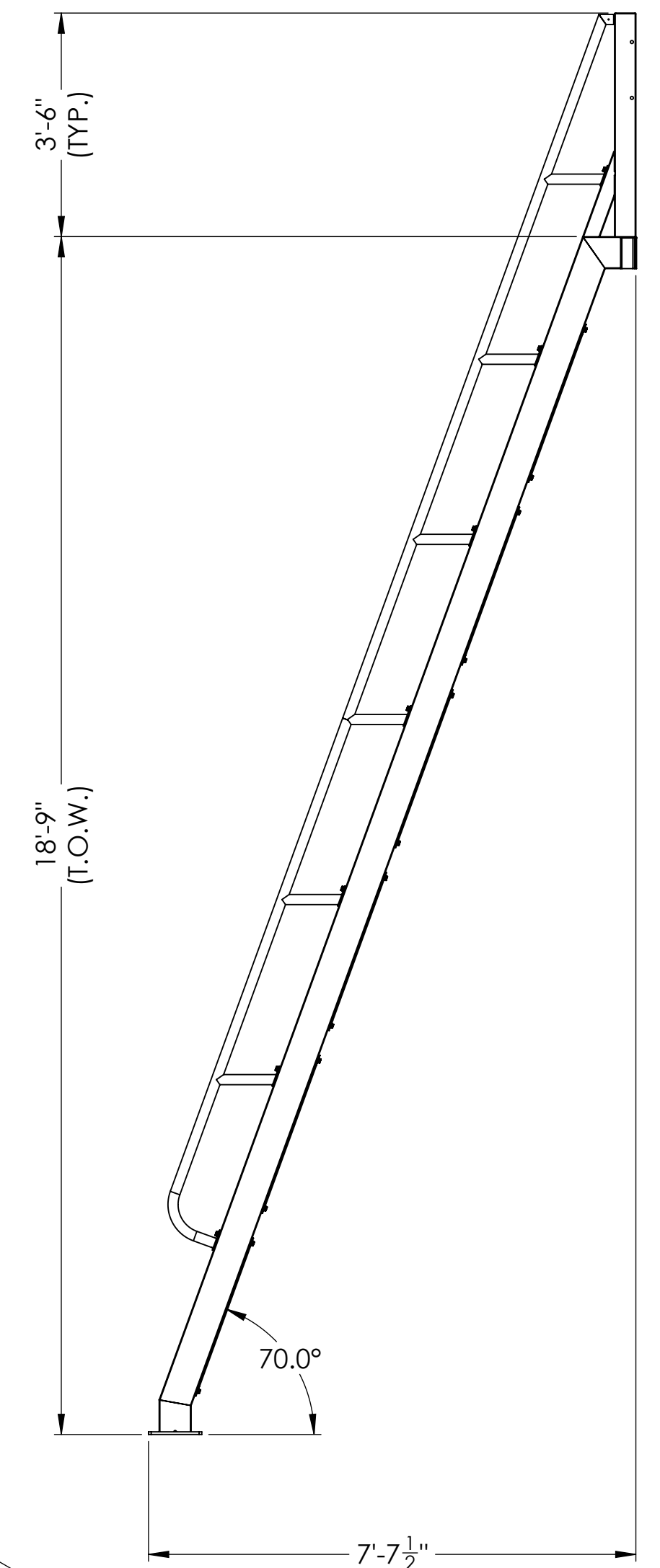
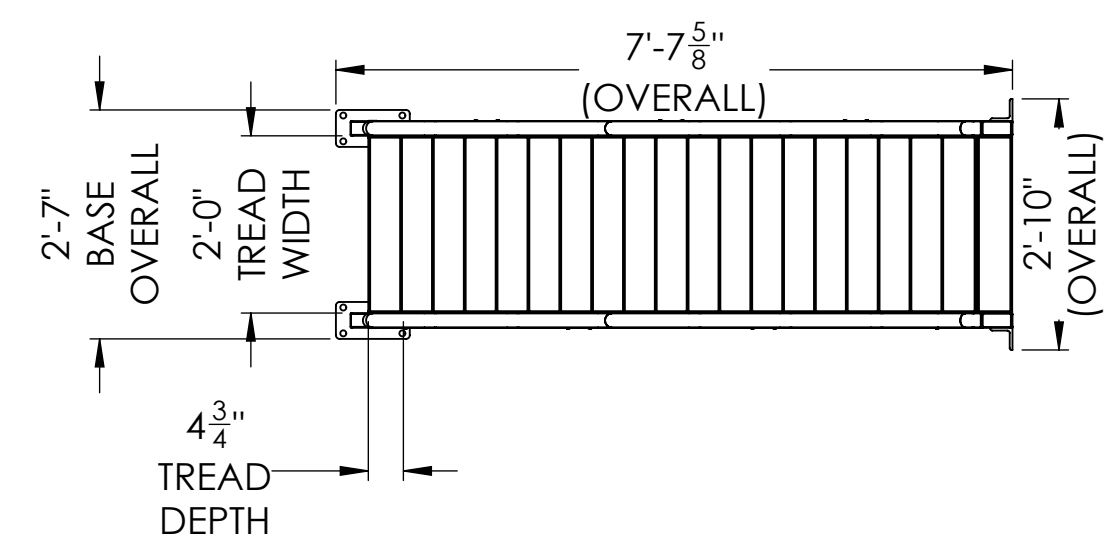
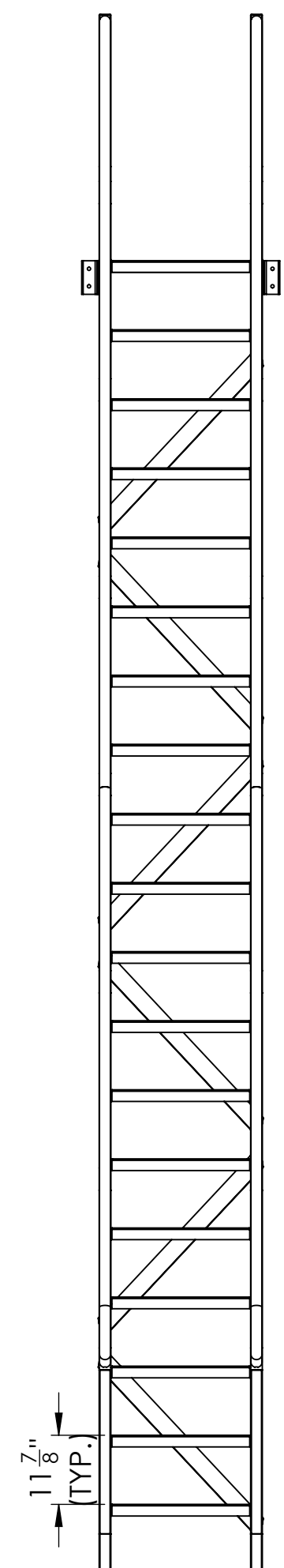
BOM Table			
MINOR MARK	QTY	PartName	ABAS
1	1	ES-SL-AL-19S-225TOW-LADDER-RH-W	169248
2	1	ES-SL-AL-19S-225TOW-LADDER-LH-W	110934
3	20	M3 & RS STEP 24 WIDE-FLAT (M3,RS-C,RS-TR)	10870
4	2	ES-SL-AL-19S-225TOW-HANDRAIL-W	110862
5	6	ES-STAIR-UNDERBRACE	54129
6	26	BOLT 1/2-13 X 1 1/2 SERRATED HEX, PLATED	10131
7	38	AVK 1/2-13 INSERT STEEL TIN PLATED	10185
8	160	RIVET - 1/4"x1/2" GRIP AL	11143
9	19	PERFECTSTEP STEP LABEL6 - 1.625" X 20" (APPLIED ON PRODUCT)	52010



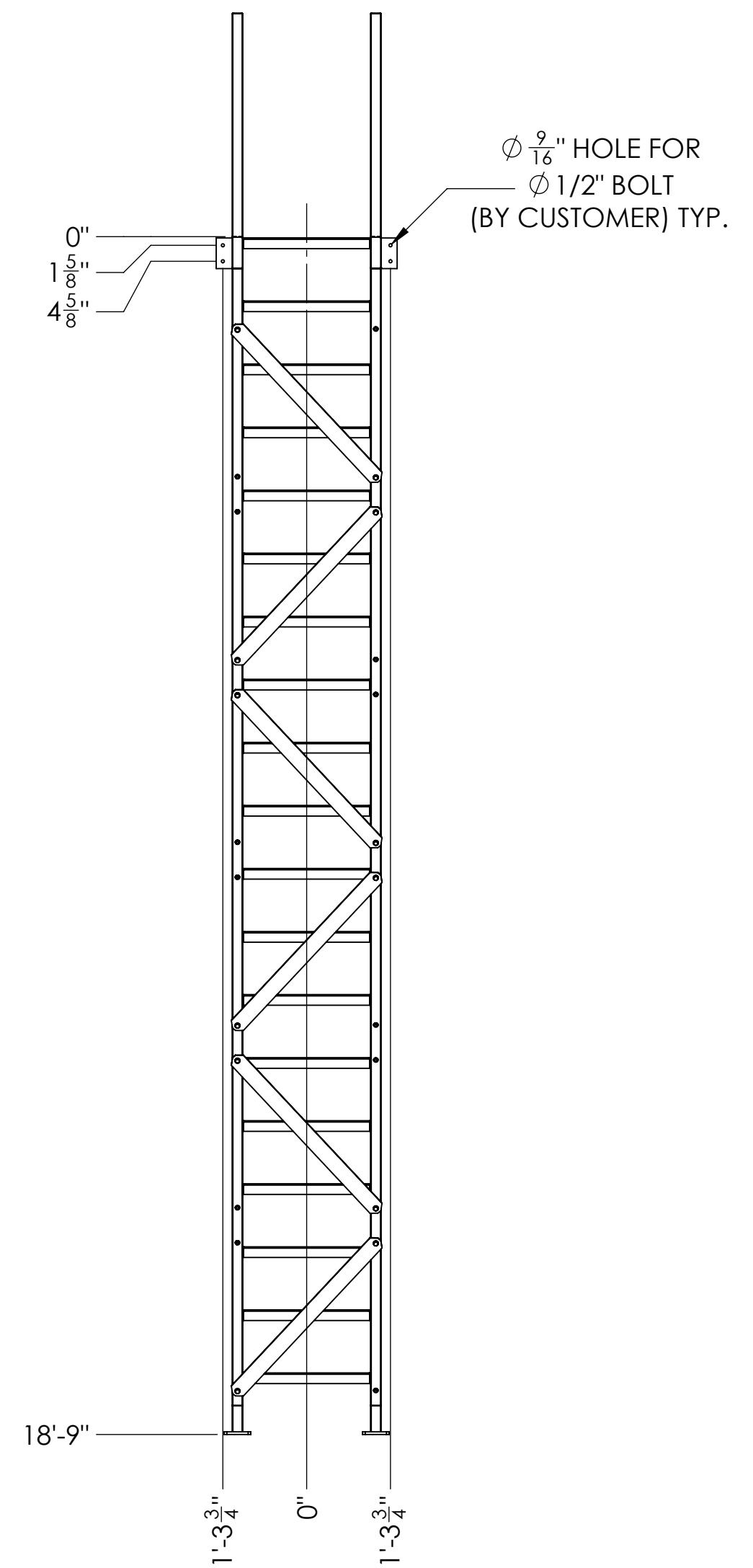
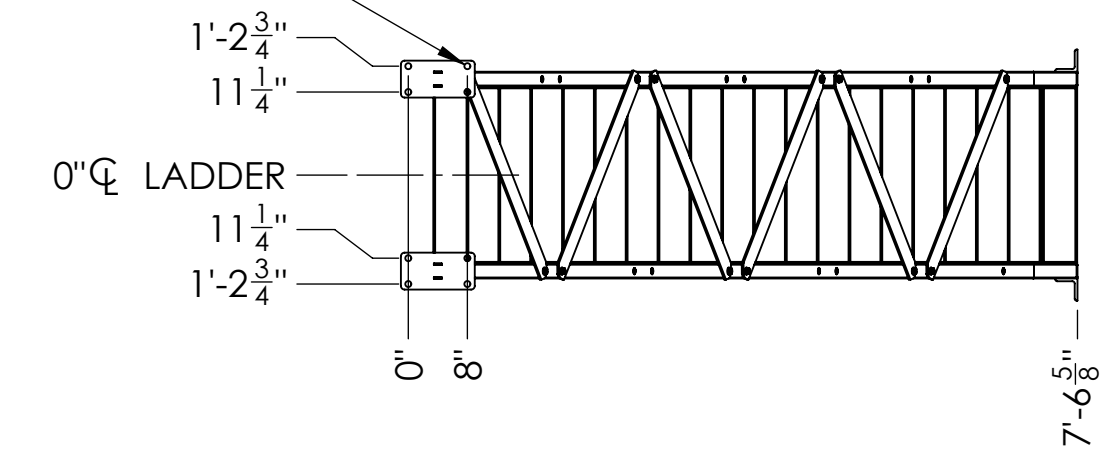
LIVE LOADS	WEIGHT(LBS)
HANDRAIL	200
LADDER	300

CUSTOMER IS RESPONSIBLE FOR PROVIDING ADEQUATE SUPPORT AND ANCHORING FOR NEW PERFECTSTEP EQUIPMENT

				DO NOT SCALE	TOLERANCES: UNLESS OTHERWISE SPECIFIED	PERFECTSTEP WELDING STANDARDS SEAL WELD UNLESS OTHERWISE NOTED USE FILLETS LISTED BELOW UNLESS OTHERWISE NOTED	ALL INFORMATION CONTAINED HEREIN IS CONFIDENTIAL AND PROPRIETARY AND MAY NOT BE DISCLOSED IN ANY FORM WITHOUT PRIOR WRITTEN CONSENT OF PERFECTSTEP	ES-SL-AL-19S-225TOW-LADDER-A		SHEET: 1 OF 2
				PROJECTION: THIRD ANGLE	LINEAR: X"-Y" = +1/16" X" = +1/32" .X = ±.1 .XX = ±.03 .XXX = ±.010	Material Thickness of Thinner Part Joined (inch) Minimum Fillet Size - S (inch) To 1/4" 1/8" Over 1/4" to 1/2" 3/16" Over 1/2" to 3/4" 1/4" Over 3/4" 5/16"	 WWW.ERECTASTEP.COM 888-878-1839	ABAS #: 110958		SCALE: 1:16
A	UPDATED PER DD-23-0011	11/29/23	ESC					FINISH: PER BOM		SIZE: D
#	DESCRIPTION	DATE	BY					CHECK:	DRAFT:	REV: A



Ø 1 3/8" HOLE FOR
Ø 3/4" ANCHOR BOLT
(BY CUSTOMER) TYP.



CUSTOMER IS RESPONSIBLE FOR PROVIDING ADEQUATE SUPPORT AND ANCHORING FOR NEW PERFECTASTEP EQUIPMENT

				DO NOT SCALE	TOLERANCES: UNLESS OTHERWISE SPECIFIED	PERFECTASTEP WELDING STANDARDS SEAL WELD UNLESS OTHERWISE NOTED USE FILLETS LISTED BELOW UNLESS OTHERWISE NOTED	ALL INFORMATION CONTAINED HEREIN IS CONFIDENTIAL AND PROPRIETARY AND MAY NOT BE DISCLOSED IN ANY FORM WITHOUT PRIOR WRITTEN CONSENT OF PERFECTASTEP	ES-SL-AL-19S-225TOW-LADDER-A		SHEET: 2 OF 2
				PROJECTION: THIRD ANGLE	LINEAR: X"-Y" = +1/16" X" = +1/32" .X = ±.1 .XX = ±.03 .XXX = ±.010	Material Thickness of Thinner Part Joined (inch) Minimum Fillet Size - S (inch)	WWW.ERECTASTEP.COM 888-878-1839	ABAS #: 110958	FINISH: PER BOM	SCALE: 1:26
A	UPDATED PER DD-23-0011	11/29/23	ESC		Over 1/4" to 1/2" 3/16" Over 1/2" to 3/4" 1/4" Over 3/4" 5/16"			DETAIL: ENG:	SIZE: D	
#	DESCRIPTION	DATE	BY					CHECK: DRAFT:	REV: A	