






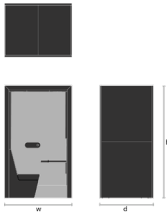
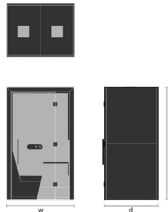
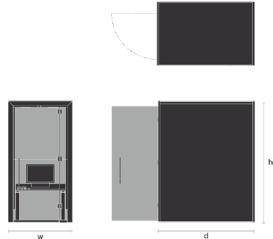
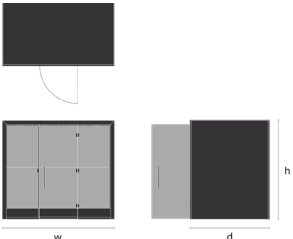
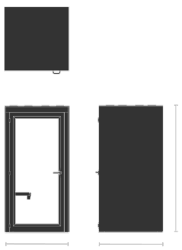
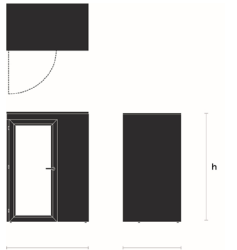
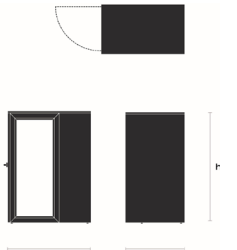
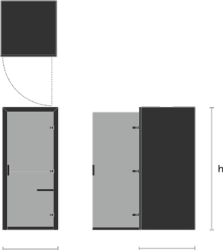
Pods & Booths

Product Comparison




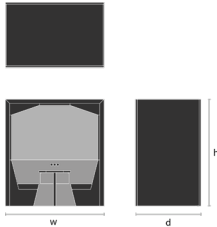
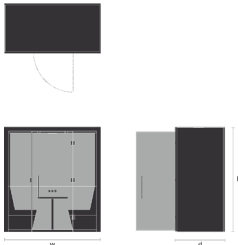
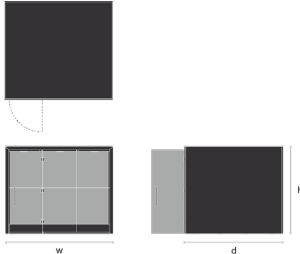
Spacestor®



Single User Pods & Booths

								
	Portals Open	Portals Quiet	Portals Connect	Portals Studio	Residence Max	Residence Connect	Residence Connect Accessible	Portico
Product Code	PTP-SIS	PTP-SIG	PTC-DDA	PTS-SDP	PXP-SUP	PCN-SDP	PCN-ADA	PLT-SIT
Clad Finish	MFC Birch Plywood	MFC Birch Plywood	MFC Birch Plywood	MFC Birch Plywood	MFC Birch Plywood	MFC Birch Plywood	MFC Birch Plywood	White MFC
Upholstery Fabric	Camira, Kvadrat or LUUM as specified	Camira, Kvadrat or LUUM as specified	Camira, Kvadrat or LUUM as specified	Camira, Kvadrat or LUUM as specified	Camira, Kvadrat or LUUM as specified, subject to UL Listing	Camira/LUUM recommended palettes, or Camira, Kvadrat or LUUM as specified, subject to UL Listing and LRVs of fabrics being suited to optimum VC specification	Camira/LUUM recommended palettes, or Camira, Kvadrat or LUUM as specified, subject to UL Listing and LRVs of fabrics being suited to optimum VC specification	Dark Grey Acoustic Panels
Desk	Fixed height, or electric height-adjustable for some models	Fixed height, or electric height-adjustable for some models	Electric height-adjustable & separately adjustable monitor	N/A	Fixed height or electric height-adjustable	Electric height-adjustable & separately adjustable monitor	Electric height-adjustable & separately adjustable monitor	Fixed height at sitting or standing position
Monitor	N/A	N/A	Fully integrated, electric height-adjustable all-in-one PC	N/A	N/A	Fully integrated, electric height-adjustable all-in-one PC	Fully integrated, electric height-adjustable all-in-one PC	N/A
Use Case	A semi-private touchdown space for users of all abilities	A private touchdown space for users of all abilities	A private video conferencing space optimised for virtual meetings	An accessible, customizable and space-efficient meeting space or single person workspace	An enhanced ergonomic experience for individual focus work	A single-person, tech-integrated pod designed from the ground up for an optimal and inclusive virtual meeting experience with unparalleled acoustic properties	A single-person, tech-integrated pod designed from the ground up for an optimal and inclusive virtual meeting experience with unparalleled acoustic properties	All the essential features for focus, private working
Acoustics	3 upholstered walls create a sound-absorbing cocoon around the user	D _{SA} Rating 24dB (preliminary testing) 3 upholstered walls create a sound-absorbing cocoon around the user with a magnetic seal door to reduce speech intelligibility	D _{SA} Rating 22.7dB - Class C Layers of foam and upholstery provide comfort acoustics, combined with a magnetic closure and drop-seal for speech privacy	D _{SA} Rating 26dB (preliminary testing) 3 upholstered walls with layers of foam and upholstery provide comfort acoustics, combined with a magnetic closure and drop-seal for speech privacy	Decibel reduction rating >35dB	Decibel reduction rating >35dB Layers of acoustic foam and upholstery combined with a drop seal on the door	Decibel reduction rating >35dB Layers of acoustic foam and upholstery combined with a drop seal on the door	Three acoustic walls and drop seal on door for increased privacy
Ventilation	N/A	Adjustable 7.2" fan Speed: 400 - 1,500rpm Airflow: 25CFM - 140CFM Static Pressure: 0.25mmH ₂ O - 3mmH ₂ O	Adjustable 7.2" fan Speed: 400 - 1,500rpm Airflow: 25CFM - 140CFM Static Pressure: 0.25mmH ₂ O - 3mmH ₂ O	Four 7.2" fans - two static, two adjustable Speed: 400 - 1,500rpm Airflow: 25CFM - 140CFM Static Pressure: 0.25mmH ₂ O - 3mmH ₂ O	Adjustable 7.2" fan Speed: 400 - 1,500rpm Airflow: 25CFM - 140CFM Static Pressure: 0.25mmH ₂ O - 3mmH ₂ O	Adjustable 7.2" fan Speed: 400 - 1,500rpm Airflow: 25CFM - 140CFM Static Pressure: 0.25mmH ₂ O - 3mmH ₂ O	Adjustable 7.2" fan Speed: 400 - 1,500rpm Airflow: 25CFM - 140CFM Static Pressure: 0.25mmH ₂ O - 3mmH ₂ O	Fixed, PIR activated fan
Lighting	PIR activated LED light	PIR activated LED light	User-adjustable lighting with spotlights for focus work, and bias lighting with the light source located behind the monitor for the optimal on-screen experience	Six PIR activated LED lights	Center LED spotlight	Bias lighting with light source located behind the monitor for optimal viewing experience	Bias lighting with light source located behind the monitor for optimal viewing experience	Two PIR activated LED lights
Accessibility	No floor allows for easy accessibility. Widest variation is suitable for less ambulant users	No floor allows for easy accessibility	Level threshold for easy access	DDA width door with level threshold for easy access	Level threshold for easy access	Level threshold for easy access	Designed for easy approach, entry and exit with a 810mm door clearance, level threshold and battery-powered push button door opener mechanism inside and out	No floor allows for easy accessibility
Sustainability	FSC certified timber available on request	FSC certified timber available on request	FSC certified timber available on request	FSC certified timber available on request	FSC certified and 99% materials are LBC Red List Compliant	Materials palette is LBC Red List Compliant ensuring health, safety and comfort of users	Materials palette is LBC Red List Compliant ensuring health, safety and comfort of users	N/A
UL Listing	N/A	N/A	N/A	N/A	UL Listed to 962 for both US & Canada	UL Listed to 962 for both US & Canada	UL Listed to 962 for both US & Canada	N/A
Drawing & Dimensions	 w x d x h (mm) 1335 x 1063 x 2025	 1335 x 1063 x 2025	 1200 x 1800 x 2235	 2540 x 1800 x 2235	 1140 x 1136 x 2235	 1526 x 1137 x 2235	 1526 x 1137 x 2235	 1015 x 1015 x 2235
MEP Access	Easy sprinkler integration	Easy sprinkler integration	Easy sprinkler integration	Easy sprinkler integration. Additional removable internal wall panel for easy access to electrical components	Easy sprinkler integration	Optional integral rear access chase for flexible connection of all MEP components Sprinkler integration	Optional integral rear access chase for flexible connection of all MEP components Sprinkler integration	Easy sprinkler integration
Warranty	5 year upholstery warranty 2 year moving parts warranty 1 year lights warranty View full Warranty Statement	5 year upholstery warranty 2 year moving parts warranty 1 year lights warranty	5 year upholstery warranty 2 year moving parts warranty 1 year lights warranty	5 year upholstery warranty 1 year lights warranty	5 year upholstery warranty 2 year moving parts warranty 1 year lights warranty	5 year upholstery warranty 2 year moving parts warranty 1 year lights warranty	5 year upholstery warranty 2 year moving parts warranty 1 year lights warranty	2 year moving parts warranty 1 year lights warranty

Collaborative Pods & Booths

			
	Railway Carriage	Portals Huddle	Portals Room
Product Code	RWC-FAB	PTH-2PS	PTR-SDP
Clad Finish	MFC Birch Plywood	MFC Birch Plywood	MFC Birch Plywood
Upholstery Fabric	Camira, Kvadrat or LUUM as specified	Camira, Kvadrat or LUUM as specified	Camira, Kvadrat or LUUM as specified
Desk	Fixed table with pole leg	Fixed height at sitting position	N/A
Monitor	Option to add HD display monitor to back of booth	Option to add HD display monitor to back of booth	Integrated multi-fit screen bracket, customer supplies screen
Use Case	Optimized for collaborative in-person meetings of 2-4 people	Optimized for private collaborative in-person meetings of 2-4 people	A highly customizable, plug-and-play meeting space or single person office
Acoustics	3 upholstered walls create a sound-absorbing cocoon around the users	D _{SA} Rating 28dB (preliminary testing) 3 upholstered walls create a sound-absorbing cocoon around the users with a magnetic seal door with drop seal to reduce speech intelligibility	3 upholstered walls with layers of foam and upholstery provide comfort acoustics, combined with a magnetic closure and drop-seal for speech privacy
Ventilation	N/A	Adjustable: 3 x 7.2" fans Max Speed: 1500RPM Max Airflow: 140CFM	Adjustable: 6 x 7.2" fans Max Speed: 400 - 1,500rpm Max Airflow: 25CFM - 140CFM Static Pressure: 0.25mmH ₂ O - 3mmH ₂ O
Lighting	3 PIR activated lighting options: LED spotlight, striplights, pendant	PIR activated spotlight	PIR activated spotlights
Accessibility	Option to extend table length allowing for less ambulant users to join a meeting in a Railway Carriage	No floor allows for easy accessibility	DDA Door-width opening with level threshold for easy access
Sustainability	FSC certified timber available on request	FSC certified timber available on request	FSC certified timber available on request
UL Listing	N/A	N/A	N/A
Drawing & Dimensions			
w x d x h (mm)	2060 x 1363 x 2235	2060 x 1063 x 2235	2770 x 2540 x 2235
MEP Access	Easy sprinkler integration	Easy sprinkler integration	Easy sprinkler integration. Additional removable internal wall panel for easy access to electrical components
Warranty	5 year upholstery warranty 1 year lights warranty	5 year upholstery warranty 1 year lights warranty	5 year upholstery warranty 1 year lights warranty

[View full Warranty Statement](#)

