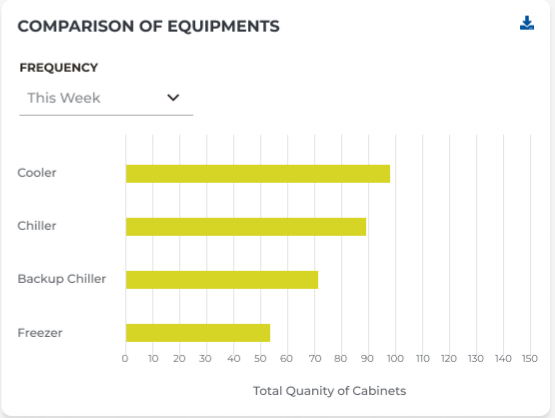
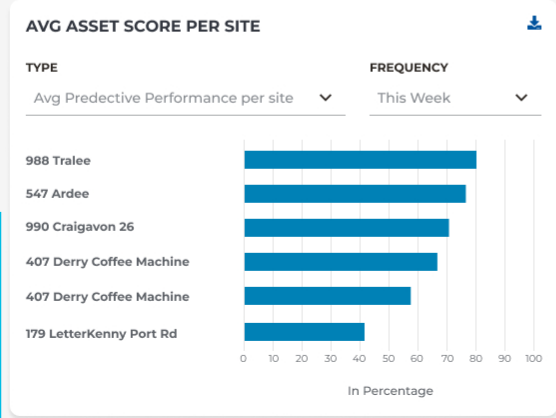
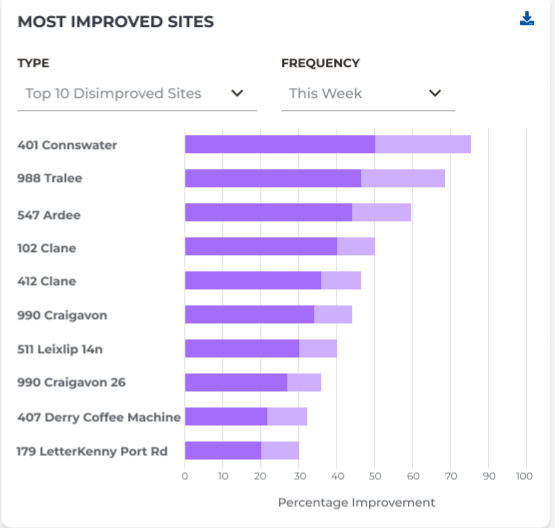
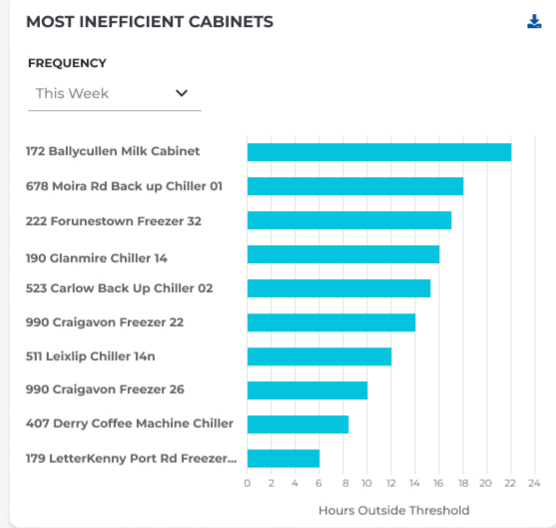


- DASHBOARD
- CLIENT
- USER
- REPORTS / EXPORTS

SITE / DASHBOARD

DASHBOARD



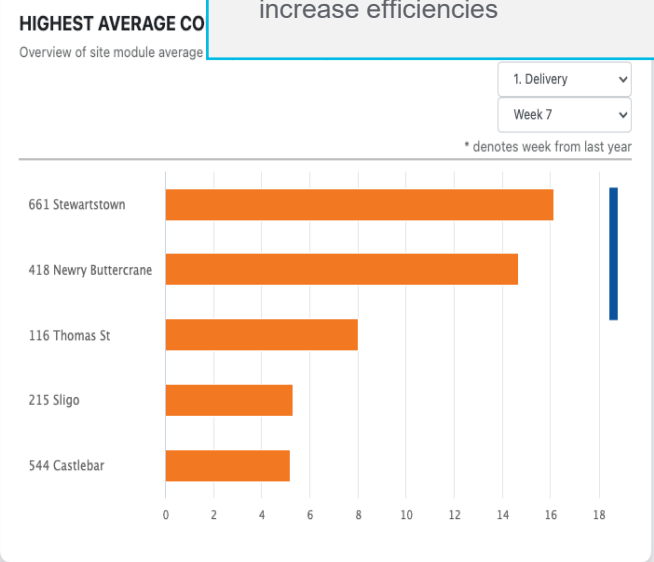
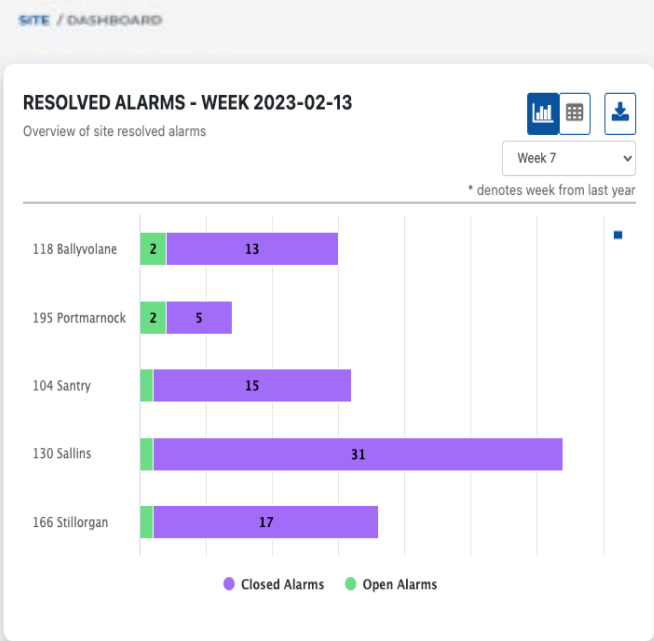
Refrigeration Energy Insights

Identify refrigeration using too much energy to keep food safe

- Automatically alert facilities or refrigeration technicians to manually update refrigeration settings
- View trends over time and identify instances for predictive maintenance



[DASHBOARD](#)
[CLIENT](#)
[USER](#)
[REPORTS / EXPORTS](#)
[LOGOUT](#)



1. DELIVERY COMPLETIONS - WEEK 2023-02-13

Overview of site module completions

Week 7

* denotes week from last year

Site	W1	W2	W3	W4	W5	W6	W7
102 Clane	1	1	2	1	0	0	1
103 Tramore Rd	3	0	1	2	2	0	0
104 Santry	0	1	1	0	0	0	1
105 Cobh	2	1	1	2	1	2	1
115 Wexford	0	2	0	0	0	3	0
116 Thomas St	1	3	3	1	1	2	2
118 Ballyvolane	1	1	2	1	1	3	1
119 Glaevin	2	2	1	2	0	2	0

2. COMPLIANCE - DAILY COMPLETIONS - WEEK 2023-02-13

Overview of site module completions

Week 7

* denotes week from last year

Site	W1	W2	W3	W4	W5	W6	W7
102 Clane	1	1	1	1	0	0	1
103 Tramore Rd	1	0	0	0	0	0	0
104 Santry	1	1	1	0	0	0	1
105 Cobh	1	1	2	1	1	1	1
115 Wexford	1	1	0	1	1	1	1
116 Thomas St	1	1	0	0	0	1	1
118 Ballyvolane	1	1	1	1	1	1	1

Task Optimization Insights

Benchmark sites and regions based on best and worst performing

- Compare average completion time reports for all in-store tasks
- Leverage the data to enhance performance with training and increase efficiencies

- CLIENT
- CONFIGURATION
- VIEW SITES
- CLIENT PREFERENCES
- TASK MANAGEMENT**
- USER
- TEMPLATES

CLIENT / TASK MANAGEMENT

TASK MANAGEMENT

DASHBOARD MANAGE TASK LIST

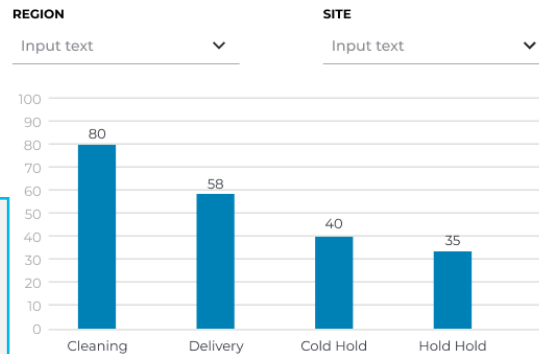
COMPLIANCE SCORE

WEEKS

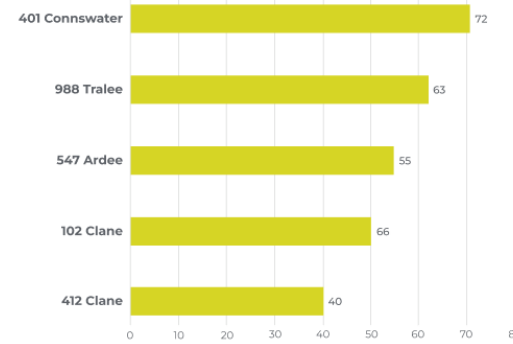
Select week

SITES	MON 24/01	TUES 24/01	WED 25/01	THURS 26/01	FRI 27/01	SAT 28/01	SUN 29/01	TOTAL AVG
102 CLANE	70%	100%	100%	100%	100%	65%	100%	100%
103 TRAMORE RD	70%	70%	70%	70%	70%	70%	70%	70%
104 SANTRY	70%	70%	70%	70%	70%	70%	70%	70%
105 COBH	70%	70%	70%	70%	70%	70%	70%	70%
178 COMMARKE	70%	70%	70%	70%	70%	70%	70%	70%
185 KINSALE	70%	70%	70%	70%	70%	70%	70%	70%
190 CHILDERS RD	70%	70%	70%	70%	70%	70%	70%	70%

OVERDUE TASKS BY TOP 5 MODULES - THIS WEEK



OVERDUE TASKS BY TOP 10 SITES - THIS WEEK

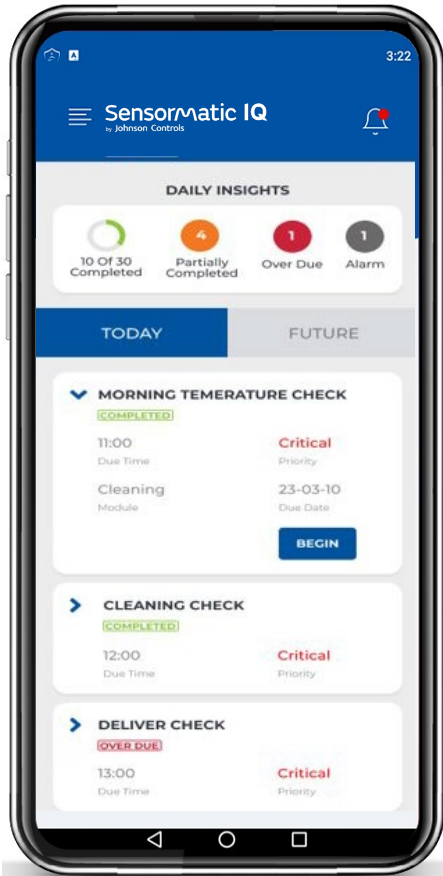


Site Comparison Insights

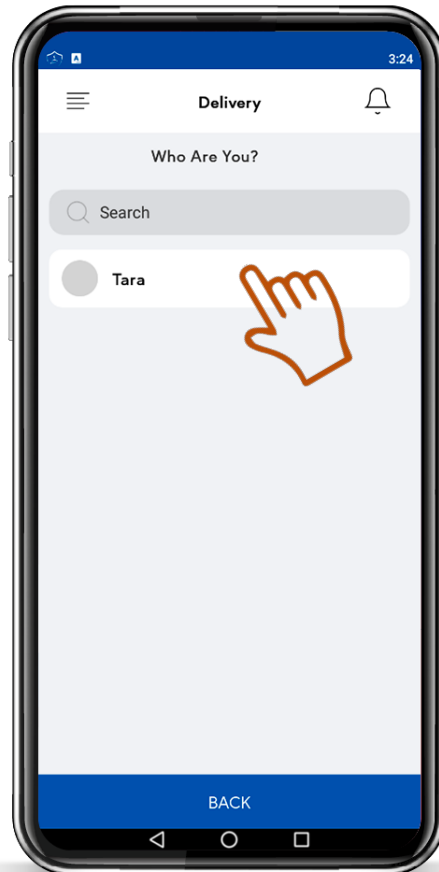
Compare the performance of all sites

- Identify the best and worst-performing sites
- Save time and focus efforts on poorly performing sites
- Identify the reasons why a site is not performing adequately so corrective action can be put in place

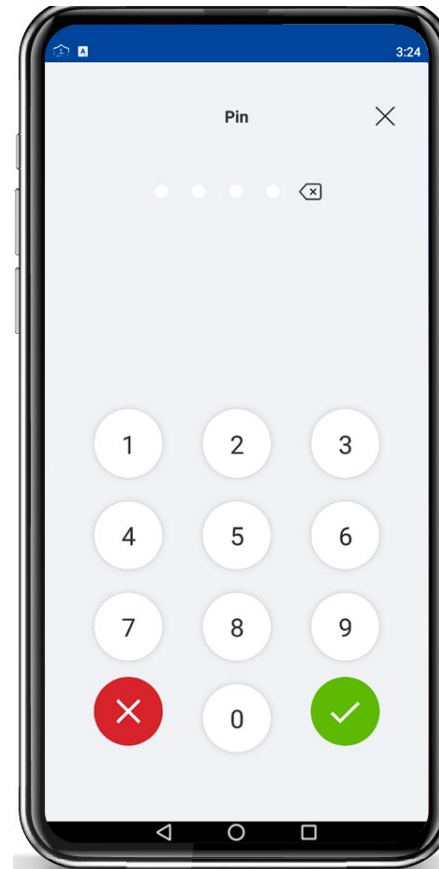
Delivery Task



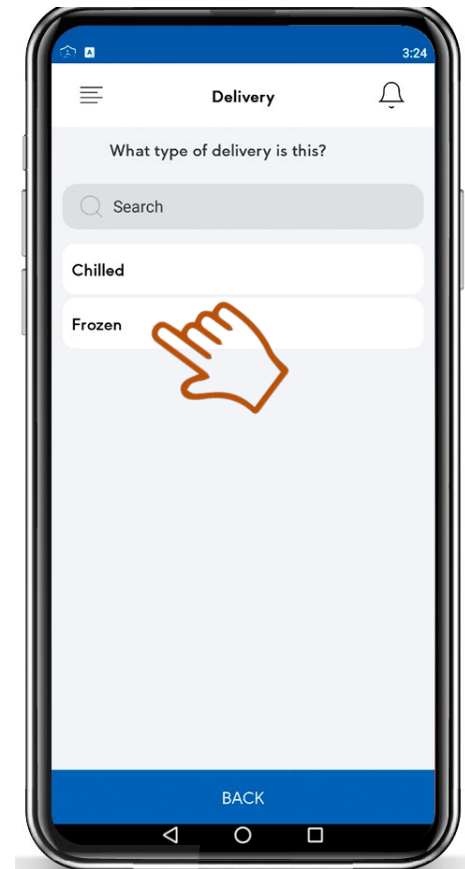
Select Task from Home Screen



Select Your Name from the List



Enter Your 4-Digit Pin

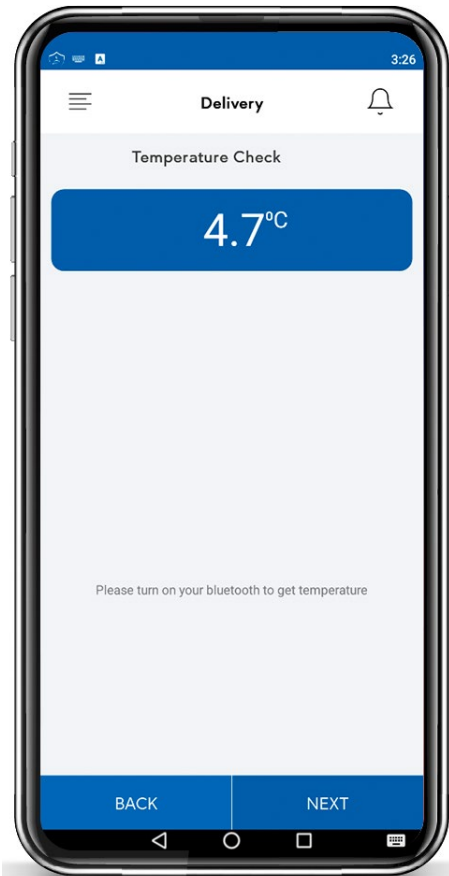


Select Delivery Type

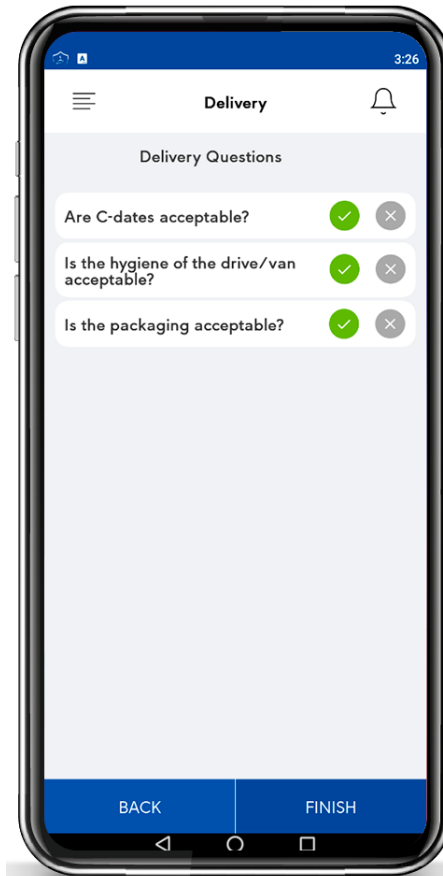


Task Management

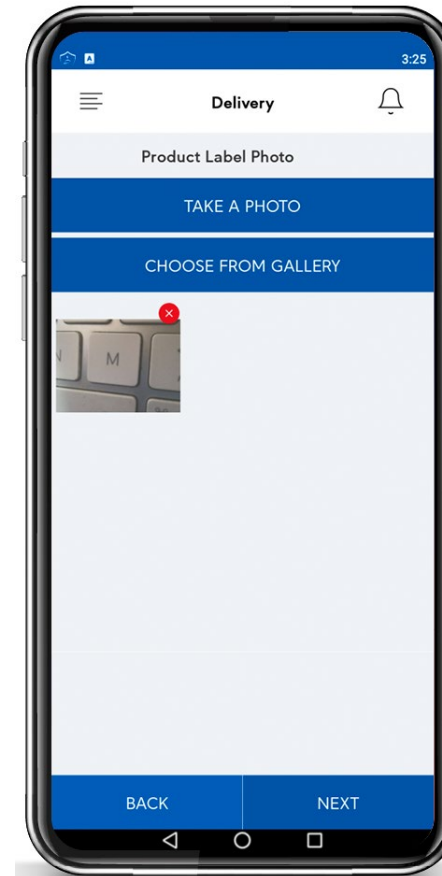
- Scheduled tasks and reminders can be easily configured
- Ensure staff are compliant on-site
- Protect your brand and your customers



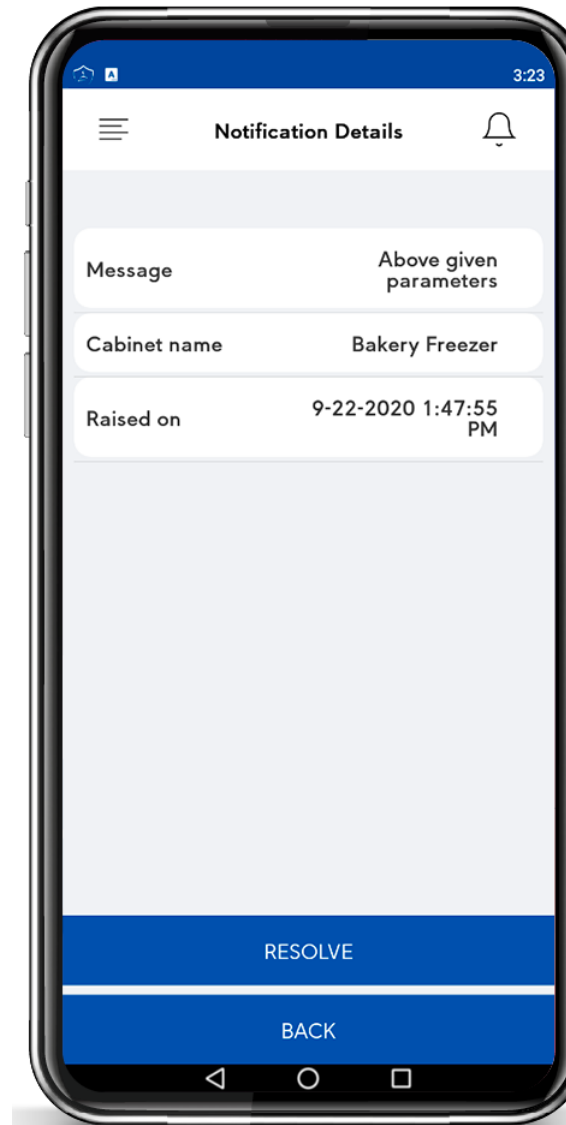
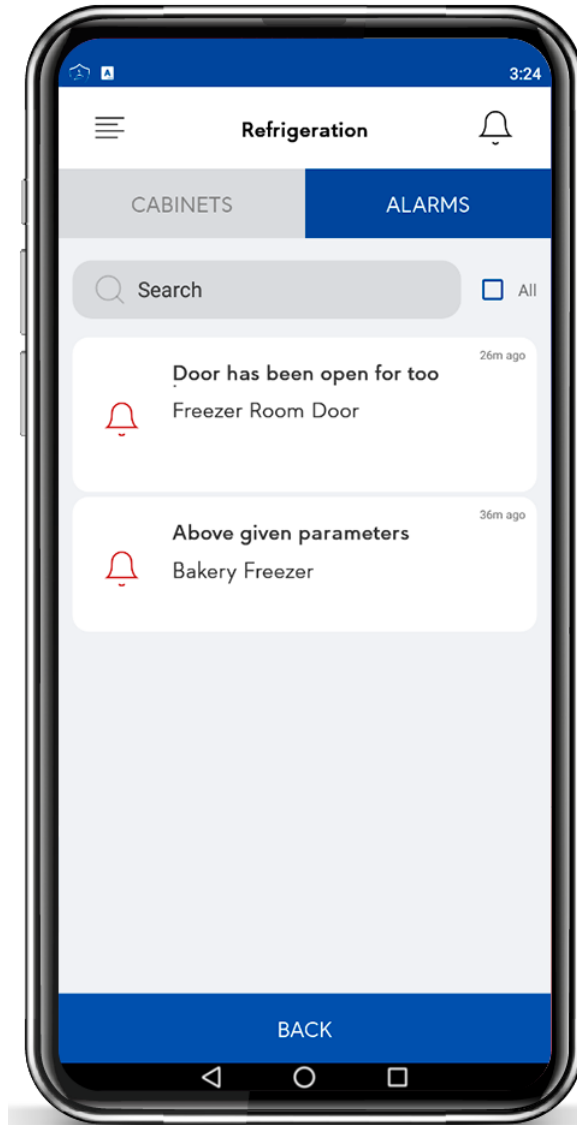
Record Temperature Using Bluetooth Thermometer



Answer the Delivery Questions



Take a Photo of the Invoice Docket



Alarm Notifications

- Receive alarm notifications on a designated mobile device when refrigeration equipment requires attention