

# DID YOU KNOW



OxiClean™ is a Versatile Stain Remover in a powder form that is activated when added to water (warm or hot water work best - do not boil). Oxygen is released and targets the stains, rather than the fabric, removing many tough stains on water-washable fabric, carpet, upholstery, and hard surfaces both inside and outside facilities.



## ARM & HAMMER™ COMMERCIAL PRODUCTS

Church & Dwight Co., Inc. 500 Charles Ewing Blvd. Ewing, New Jersey 08628 1.800.236.4175

For technical information visit, [www.ahprofessional.com](http://www.ahprofessional.com)

# OxiClean™

## CLEANER

## WHITER

## BRIGHTER

Measuring  
Scoop Included




OxiClean™  
Versatile Stain Remover  
Item #1724030  
Pack: 1/30 lb.







## How OxiClean™ Versatile Stain Remover Removes Stains



Unique **bubbling oxygen bleach** helps to break down protein bonds and decolorizes grass stains



Powerful pH-boosting **sodium carbonate** softens and separates layers of clay and soil



A special **surfactant** helps emulsify and wash away oily organic compounds



**Anti-redispersion agents** prevent stain particles from settling anywhere else

Use This Powerful Combination Throughout Your Facility



# ONE PRODUCT MANY USES MORE VALUE


## Indoor, Outdoor, Stains & Surfaces

- Outdoor Surfaces
- Patio & Pool Furniture
- Trash Cans
- Carpets
- Upholstery
- Dishwashers
- Hard Surfaces
- Grease
- Coffee
- Makeup
- Red Wine
- Uniform Stain
- Motor Oil
- Ink
- Blood



## SOFT SURFACES

### USE ONLY ON WATER-WASHABLE UPHOLSTERY & RUGS



CARPETS



UPHOLSTERY

**MIX\*\*:** Fill to Line 1 per 16 oz. of water. Remove excess stains before treating.



**FOR CARPET:** Apply only enough solution to saturate stain. Allow solution to stand 1-5 minutes. Do not allow solution to dry on fabrics. Blot with white towel. Repeat until stain is not visible. Rinse carpet with clean water and blot until dry.



**FOR UPHOLSTERY:** Do not apply solution directly on stain. Apply with clean white towel and use towel to blot out stain. Repeat until stain is not visible. Then, dampen a clean white towel with water and blot area to rinse.



## HARD SURFACES



GROUT



PATIO

**1 MIX\*\*:** Fill to Line 4 per gallon of water. Note: For some surfaces, like grout, a more concentrated solution/paste may be used.



**2 APPLY** using a cloth, sponge, brush, or by pouring solution directly onto surface.



**3 LET STAND** 5-30 min. Scrub as needed. For large surfaces, work with small areas, so solution does not dry on the surface.



**4 RINSE** well with cool water.

