

Beautyrest

LEATHER AND FAUX
LEATHER CARE GUIDE



Exclusively distributed by Lifestyle Solutions


6955 Mowry Avenue Newark, CA 94560, USA • 510.824.6500 • 510.824.6501
877.693.8866 (toll free) • Info@lifestylesolutions.com
www.lifestylesolutions.com

Leather is a natural product that reacts differently to soil and light. The natural surface of leather is like a landscape, with varying textures and shadowy furrows. These distinctive features are unique to leather, a product that has been raised rather than engineered.

No two hides will be exactly alike, as will all things in nature. Each hide has unique characteristics – coloring, grain, and **natural scars** – these scars are natural markings that will not affect the durability of the hide. These characteristics are present in each piece of our hand crafted leather furniture.

While our quality standards are of the highest and identical finishing processes are applied, each piece of furniture will still be constructed with timeless craftsmanship. We are devoted to making each handcrafted piece of furniture with care, beauty and individuality.

GENERAL CARE



Regularly dust

To maintain the appearance of your leather product, regularly clean to prevent dust buildup. Use a clean, soft, slightly damp cloth to dust. Avoid from soaking your furniture in soap, which can damage the leather. Refrain from using cleaning products not designed for leather as they will harm the surface.



Conditioning

To prevent your leather furniture from losing moisture, discoloration, and developing cracks; apply a leather conditioner one to two times a year. They are designed to be buffered into the leather and act as a shield against the elements that damage leather.



Vacuum


Vacuum the seat cushions, backrest, arms, and under the seat cushions regularly with a soft brush attachment to remove any loose particles that could cause your furniture to wear.

PRECAUTIONS



Effects of sunlight

Sunlight can damage leather and cause it to fade faster than natural wear and tear. Place furniture away from exposure sunlight. Using window shades, blinds, or lined draperies can prevent sun damage.




Heat sources

Extreme temperature can be dangerous to leather furniture. Heating ducts or radiators can damage lather causing it to crack. Cold, dry air from air conditioning vents can also damage the leather. Arrange furniture at least 20 inches away from any heating or air conditioning outlets. Temperature changes may cause the furniture to lose its permeability.



Sharp objects

Keep sharp objects away from your leather furniture. Objects such as keys, toys, and pets with sharp claws can scratch, tear, and puncture the surface of your leather furniture.



Recliners

Your new item may appear to be tight and require extra exertion when closing the recliner. Over more frequent use and item break in, the mechanism will loosen up and become easier to close over time.



Spills and stains

As careful as we all are, accidents do still happen. Some spills may be as easy as wiping it up quickly, others may penetrate the leather in seconds. Most spill will reduce likelihood of damage by fast actions.