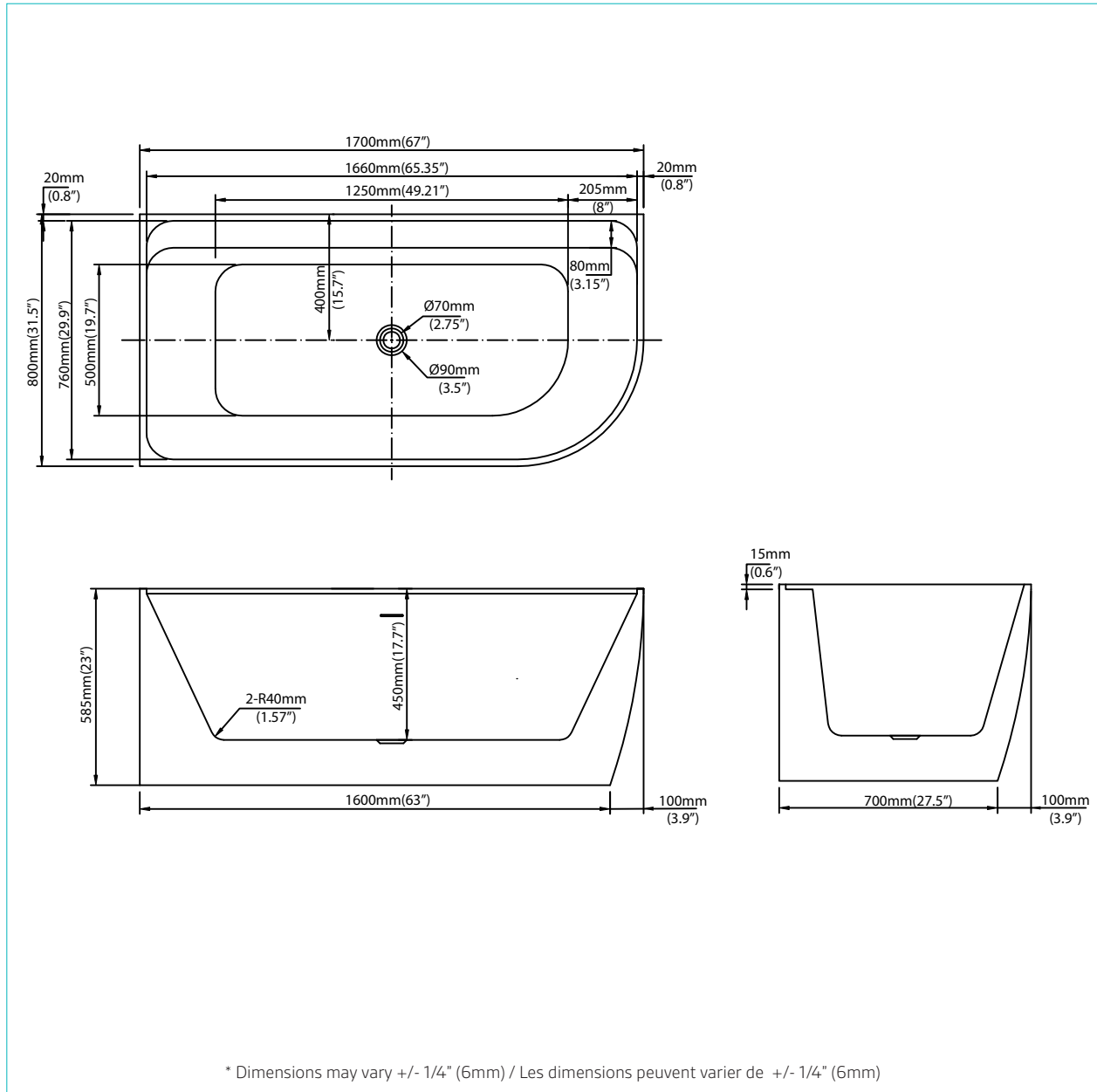




**FREESTANDING
BATHTUBS**

**BAINOIRES
AUTOPORTANTES**




DIMENSIONS	WEIGHT POIDS	MATERIAL MATERIEL	OVERFLOW HEIGHT HAUTEUR DU TROP-PLEIN	WATER CAPACITY CAPACITÉ DE L'EAU
67 x 31.5 x 23 " 1700 x 800 x 585 mm	132.3 lbs 60 Kg	Acrylic Acrylique	14.6" 370mm	68 gal 257 lts
FINISH FINITION	DRAIN LOCATION LOCATION DU DRAIN	PIECES PIÈCES	COMPLIANCE CERTIFICATIONS:	
White Blanc	Center Centré	1 pc	Uniform Plumbing Code National Plumbing Code of Canada CSA B45.5-17/IAPMO Z124-2017	

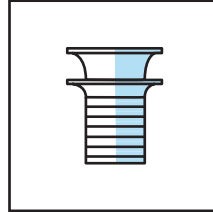


**FREESTANDING
BATHTUBS**

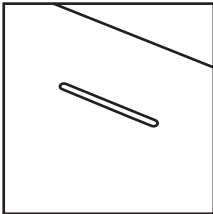
**BAIGNOIRES
AUTOPORTANTES**



Pure acrylic construction reinforced by fiberglass
Construction en acrylique renforcée de fibre de verre



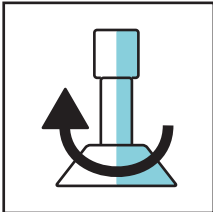
Pop-up drain included
Drain pop-up inclus



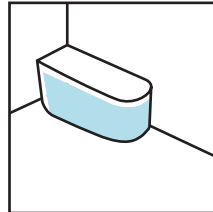
Linear overflow
Trop plein linéaire



cUPC Certified
Certifié cUPC



Adjustable feet
Pieds ajustables



Double wall installation
Installation à mur double