

WF53BB8900

SAMSUNG

Bespoke 5.3 cu. ft. Ultra Capacity Front Load Washer with AI OptiWash™ and Auto Dispense



Available Colors



Features

- Bespoke Design
- 5.3 cu. ft. Ultra Capacity
- AI OptiWash™
- Auto Dispense System
- Super Speed Wash
- AI Smart Dial
- MultiControl™
- ENERGY STAR® Most Efficient
- Shallow Closet-Depth Fit¹
- Flexible Installation
- Wi-Fi Connectivity²
- Steam
- Antimicrobial Technology³
- Self Clean+
- Premium Tempered Glass Door
- Vibration Reduction Technology+
- Swirl+ Drum Interior
- Internal Drum Light
- ADA Compliant⁴
- 1200 RPM Maximum Spin Speed
- Direct Drive Motor
- 25 Total Washing Cycles
- 18 Options

Convenience

- Child Lock
- Dispenser Trays: Main Wash, Bleach, Auto Detergent, Auto Softener

Ratings



CEE Tier 3
 IMEF = 3.1
 IWF = 2.9
 103 kWh/yr

Electrical Requirements

120 V / 60 Hz
 15 Amps

Specifications

25 Total Washing Cycles:

Normal, AI OptiWash, Heavy Duty, Bedding, Permanent Press, Delicates, Activewear, Wool, Towels, Eco Cold, Rinse + Spin, Self Clean+, Small Load, Colors, Spin Only, Outdoor, Denim, Super Speed, Steam Sanitize, Steam Allergen, Steam Normal, Power Steam, Steam Whites, Steam Bulky, Power Rinse

18 Additional Washing Options:

Presoak, Extra Rinse, My Cycles, Delay End, Smart Control, Super Speed, Drum Light, Dose per Wash, Dose per Rinse, Child Lock, Detergent Concentration Level, Softener Concentration Level, AI Pattern, Alarm, Calibration, Wi-Fi, Language, Factory Reset

5 Temperature Settings:

Extra Hot, Hot, Warm, Cold, Tap Cold

7 Spin Settings:

Extra High, High, Medium, Low, Extra Low, No Spin, No Drain

5 Soil Settings:

Extra Heavy, Heavy, Normal, Light, Extra Light

Warranty

One (1) Year Parts and Labor
Three (3) Years Stainless Tub Part (Part Only)
Ten (10) Years; Washing DIT (Digital Inverter Motor) Motor Part (Part Only)⁵

Product Dimensions & Weight (WxHxD)

Dimensions: 27" x 38³/₄" x 34¹/₂"
 Weight: 227.1 lbs

Shipping Dimensions & Weight (WxHxD)

Dimensions: 29³/₈" x 42¹⁵/₁₆" x 36¹/₄"
 Weight: 233.7 lbs

Washer	Model #	UPC Code
Brushed Navy	WF53BB8900AD	887276652252
Matching Electric Dryer		
Brushed Navy	DVE53BB8900D	887276657257
Matching Gas Dryer		
Brushed Navy	DVG53BB8900D	887276657318

Optional Accessories	Model #	UPC Code
Brushed Navy Pedestal	WE502ND	887276665276
Brushed Navy Bespoke Stacking and MultiControl™ Combo Kit	SKK-9MCD	887276667362

¹ Designed to fit a 38" installation depth.

² Requires wireless network, Samsung account and Samsung SmartThings App. The Samsung SmartThings App supports Android OS 4.0 (ICS) or later which is optimized for Samsung smartphones (Galaxy S and Galaxy Note series). This app also supports iOS 7 or later for iPhone models. Samsung SmartThings App available in App Store and Play Store.

³ Antimicrobial treatment does not protect users or other items against bacteria, viruses, germs, or other disease organisms.

⁴ ADA Compliant when using 27" wide riser. (Riser model codes: WE272NV, WE272NW, WE272NC)

⁵ As of 1 April 2026. 10 year warranty is limited to the Digital Inverter Motor of washers purchased on 1 April 2026 or later. A purchase receipt indicating the purchase date is required for a claim. Additional restrictions and limitations apply, see warranty for details.

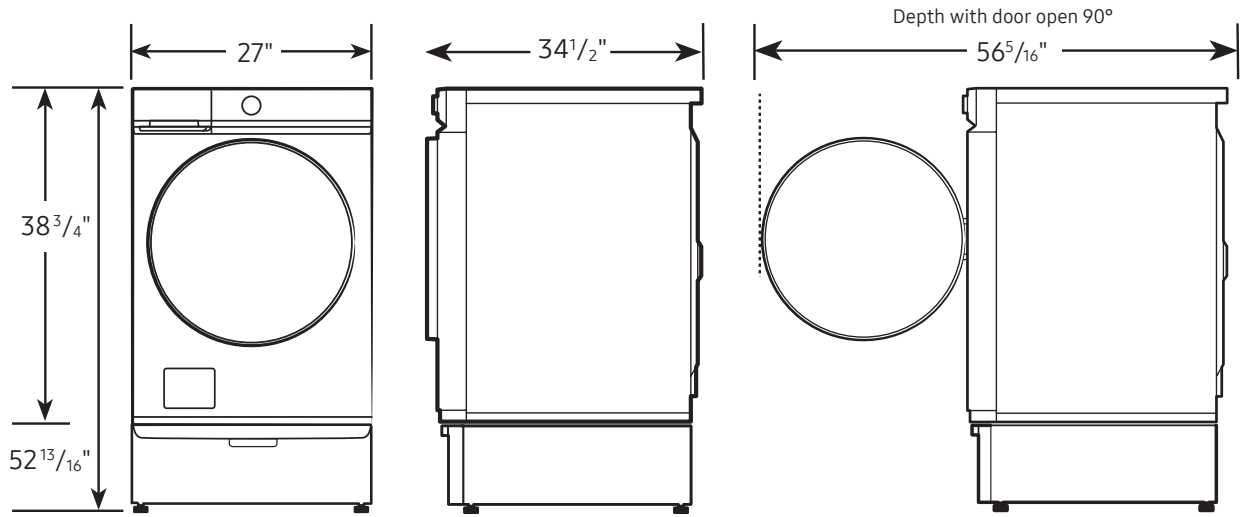
WF53BB8900

SAMSUNG

Bespoke 5.3 cu. ft. Ultra Capacity Front Load Washer with AI OptiWash™ and Auto Dispense

Dimensions

Required dimensions for installation with pedestal:

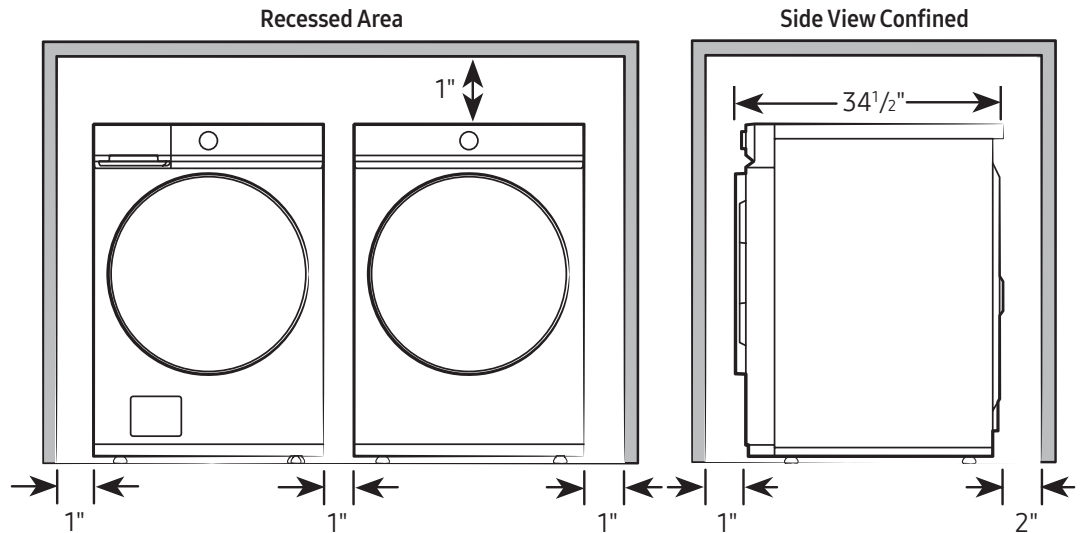


Installation Specifications – Side-by-Side

If the washer and dryer are installed together or the dryer alone, the closet front must have two unobstructed air openings for a combined minimum total area of 72-inch². Your washer alone does not require a specific air opening.

Alcove or closet installation

Minimum clearance for closet and alcove installations:



Connection Dimensions

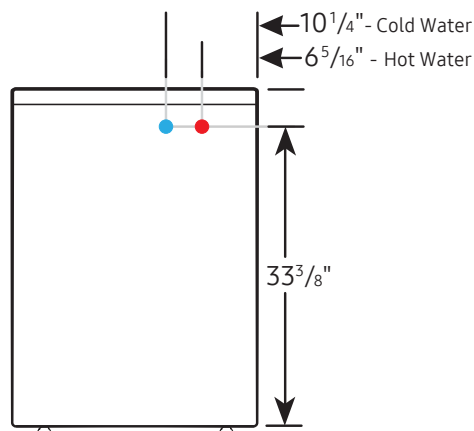
Back view of washer

LEGEND:

- Cold Water Connection
- Hot Water Connection

Actual color may vary. Design, specifications, and color availability are subject to change without notice. Non-metric weights and measurements are approximate.

©2026 Samsung Electronics America, Inc., 85 Challenger Road, Ridgefield Park, NJ 07660. Tel: 800-SAMSUNG. samsung.com. Samsung is a registered trademark of Samsung Electronics Co., Ltd.



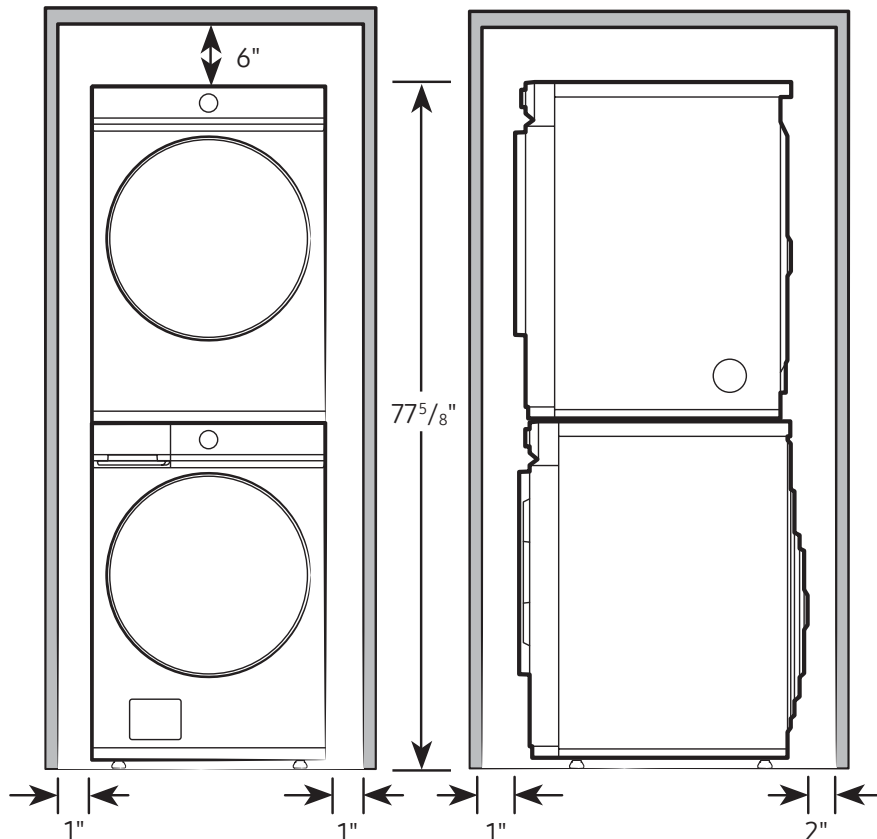
WF53BB8900

SAMSUNG

Bespoke 5.3 cu. ft. Ultra Capacity Front Load Washer with AI OptiWash™ and Auto Dispense

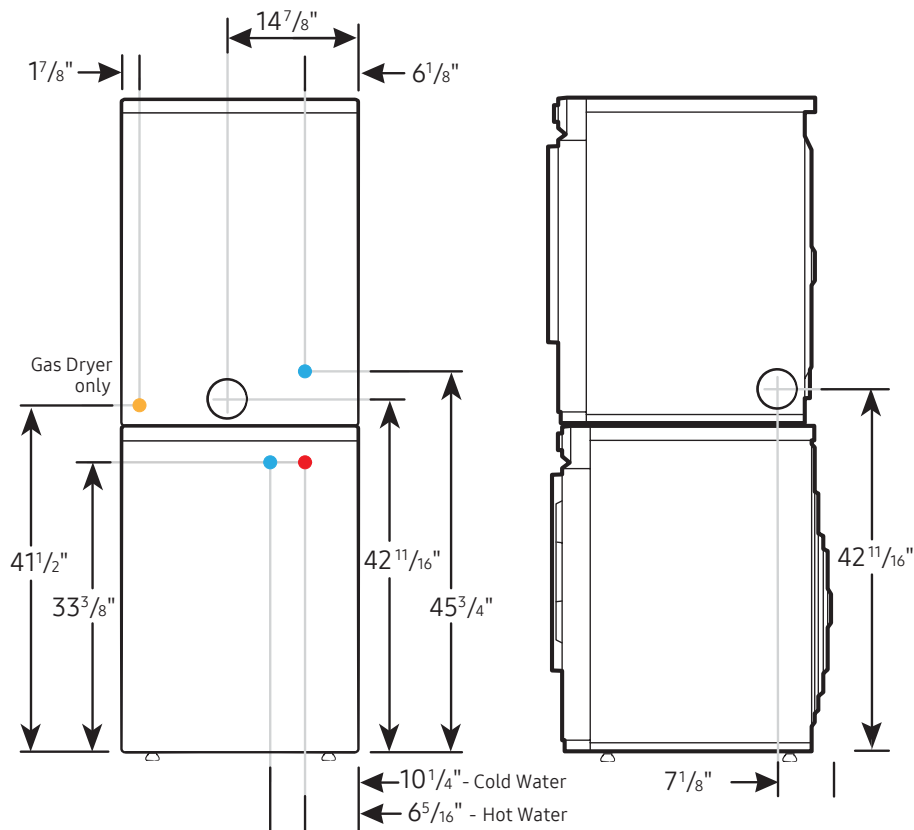
Installation Specifications – Stacked Pair

Clearances indicated are for stacked pairs. The closet front must have two unobstructed air openings for a combined minimum total area of 72-inch².



Connection Dimensions

Back and side views of stacked pair



LEGEND:

- Cold Water Connection
- Hot Water Connection
- Gas Connection

Actual color may vary. Design, specifications, and color availability are subject to change without notice. Non-metric weights and measurements are approximate.

©2026 Samsung Electronics America, Inc., 85 Challenger Road, Ridgefield Park, NJ 07660. Tel: 800-SAMSUNG.samsung.com. Samsung is a registered trademark of Samsung Electronics Co., Ltd.