

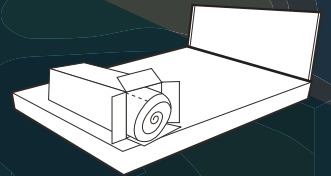
SUPERIOR
SLEEP PRODUCTS

SleepBetter

for the
HIGHEST LEVEL
OF COMFORT & QUALITY

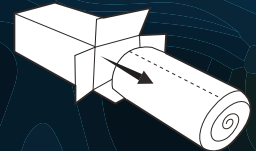
OPENING YOUR
SERENE MATTRESS
**SWEET DREAMS
IN A BOX**

STEP > 01



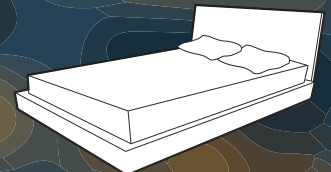
Your Serene Foam Mattress is meant to be placed on top of a box-spring or on a platform foundation. Remove the existing mattress. Place the box containing the new mattress on your box-spring or platform foundation.

STEP > 02



Using a pair of scissors, carefully cut open the protective inner bag/sleeve but **be careful not to cut the foam**. When you remove the packaging materials you will notice the cover is already on your new Serene Foam Mattress. Slowly unroll your NEW mattress, it needs only a minute before it is ready for use.

STEP > 03



You are now ready to sleep on your Serene Foam mattress for the best night sleep you have ever had.



CARPENTER

We bring comfort to your life.®