

Homedics

subscribe & save 15% on air purifier filters

changing your filters on time every time has never been easier. Scan the QR code to learn more. Plus, activate your product's warranty.



Registering also gives you access to tips, exciting offers and more!

portable air purifier P59 INSTRUCTION MANUAL AND WARRANTY INFORMATION

AP-P59 | L-05581, Rev. 2

### IMPORTANT SAFETY INSTRUCTIONS:

WHEN USING ELECTRICAL PRODUCTS, ESPECIALLY WHEN CHILDREN ARE PRESENT, BASIC SAFETY PRECAUTIONS SHOULD ALWAYS BE FOLLOWED, INCLUDING THE FOLLOWING:

READ AND SAVE THESE INSTRUCTIONS

### DANGER – TO REDUCE THE RISK OF ELECTRIC SHOCK:

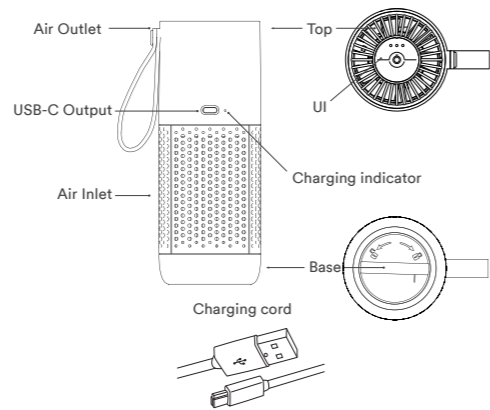
- Always unplug the air purifier from the electrical outlet immediately after using and before cleaning.
- Always place the air purifier at least three (3) feet from heat sources, such as stoves, radiators, or heaters.
- DO NOT reach for an appliance that has fallen into water.
- DO NOT place or store appliance where it can fall or be pulled into a tub or sink.
- DO NOT place in or drop into water or other liquid.
- Check your air purifier plug connections. Faulty wall outlet connections or loose plugs can cause the outlet or plug to overheat. Be sure the plug fits tightly in the outlet.

### WARNING – TO REDUCE THE RISK OF BURNS, FIRE, ELECTRIC SHOCK, OR INJURY TO PERSONS:

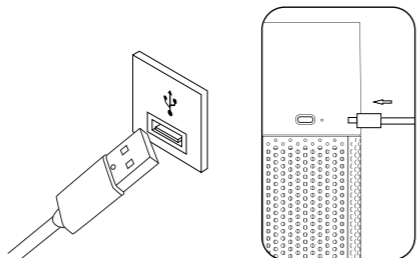
- Always unplug the air purifier when not in use.
- DO NOT operate the air purifier with a damaged plug, after the air purifier malfunctions, or if dropped or damaged in any manner. Return to Homedics Consumer Relations for examination, electrical or mechanical adjustment, or repair.
- To disconnect the air purifier, first turn controls to the off position, then remove from outlet.
- DO NOT insert or allow foreign objects to enter any ventilation or exhaust opening as this may cause an electric shock or fire, or damage the air purifier.
- DO NOT block air intakes or exhaust in any manner. DO NOT use where openings may become blocked.
- Use this air purifier only for its intended use as described in this manual. Any other use not recommended by the manufacturer may cause fire, electric shock, or injury to persons.
- DO NOT use outdoors.
- This product is not for industrial or commercial use.
- ALWAYS place the air purifier at least 6 inches away from walls and 3 feet from heat sources, such as stoves, radiators, or heaters.
- Keep dry — DO NOT operate in wet or moist conditions.
- Recharge only with the USB-C Charging cord provided with the unit. Use a USB AC Adapter that is suitable to provide the required Input Voltage and minimum input current. Use of any other cord or incompatible USB AC Adapter may damage the product and may increase risk of harm to user or property.
- DO NOT use replacement parts not recommended by the manufacturer (e.g. parts made at home using a 3D printer).
- Air purifier should be operated by ITE, Class 2, or equivalent power sources.
- DO NOT store or operate in temperatures greater than 140°F (60°C).

**WARNING: This product has an internal, nonreplaceable lithium battery. This battery is not user-serviceable. Please dispose in accordance with local, state, province, and country regulations.**

## PORTABLE AIR PURIFIER P59



### HOW TO CHARGE

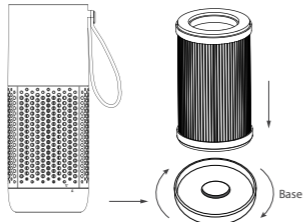


Plug the power cable into the USB-C input plug on the air purifier and the USB-A end into a 5V USB-A USB wall plug, wall plug adapter, computer, or power bank. The charging indicator light will remain red while charging, and turn green when charging is complete.

### HOW TO OPERATE

Press and hold to turn the unit ON/OFF. Short press the power button to cycle through fan speeds: 1, 2, and 3.

### FILTER REPLACEMENT



- Replace the filter every 2-3 months under normal operation.
- Turn off and unplug the unit.
- Turn the base counterclockwise until arrows line up to open the filter compartment. Remove and discard the old filter.
- Insert a new filter, line up the arrows and turn the base clockwise until arrows do not line up and it locks into place.

### CLEANING AND MAINTENANCE

FOR BEST PERFORMANCE, WE RECOMMEND:

- Clean the outside of the unit with a soft, dry cloth as needed.
- NEVER use water, wax, polish, or any chemical solution to clean the outside of the unit.
- Clean the side vent openings with a damp cloth or the brush attachment of your vacuum as needed.

### SPECIFICATIONS

#### 3-IN-1 FILTRATION

- HEPA-TYPE FILTER** with activated carbon removes up to 99% of airborne particles as small as 0.3 microns\*
- PREFILTER** Removes large particles.

#### PERSONAL SPACE

This air purifier is designed for small spaces around the home, office, dorm, auto or for travel.

#### RECHARGEABLE

This device is rechargeable. One full battery allows up to 8 hours of unplugged runtime on fan speed 1.

#### ELECTRICAL RATING

5VDC 1A

#### REPLACEMENT PARTS

To purchase genuine Homedics Replacement parts, go to the retailer where you purchased your Homedics Air Purifier, or visit [www.homedics.com](http://www.homedics.com) (US), [www.homedics.ca](http://www.homedics.ca) (CAN).



**HEPA-TYPE FILTER**  
Model #: AP-59FL



**AROMA PADS**  
Model #: UHE-PAD2

### SUPPLIER'S DECLARATION OF CONFORMITY

Product Description: PORTABLE AIR PURIFIER

Model Number: AP-P59

Trade Name: Homedics

FCC Compliance Statement

This device complies with Part 15 of the FCC Rules. Operation is subject to the following two conditions: (1) This device may not cause harmful interference, and (2) This device must accept any interference received, including interference that may cause undesired operation.

U.S. Contact Information

Company: Homedics, LLC.

Address: 3000 N Pontiac Trail, Commerce Township, MI 48390

8:30am-7:00pm EST Monday-Friday 1-800-466-3342

The manufacturer is not responsible for any radio or TV interference caused by unauthorized modifications to this equipment. Such modifications could void the user authority to operate the equipment.

This equipment has been tested and found to comply with the limits for a Class B digital device, pursuant to Part 15 of the FCC Rules. These limits are designed to provide reasonable protection against harmful interference in a residential installation. This equipment generates, uses, and can radiate radio frequency energy and, if not installed and used in accordance with the instructions, may cause harmful interference to radio communications. However, there is no guarantee that interference will not occur in a particular installation. If this equipment does cause harmful interference to radio or television reception, which can be determined by turning the equipment off and on, the user is encouraged to try to correct the interference by one or more of the following measures:

- Reorient or relocate the receiving antenna.
- Increase the separation between the equipment and receiver.
- Connect the equipment into an outlet on a circuit different from that to which the receiver is connected.
- Consult the dealer or an experienced radio/TV technician for help.

CAN ICES-003(B)/NMB-003(B)

### 1-YEAR LIMITED WARRANTY

Homedics sells its products with the intent that they are free of defects in manufacture and workmanship for a period of 2 years from the date of original purchase, or the date of delivery, whichever is later, except as noted below. Homedics warrants that its products will be free of defects in material and workmanship under normal use and service. This warranty extends only to consumers and does not extend to Retailers.

**IMPORTANT:** To ensure the most efficient processing of your warranty claim and to stay informed about product updates and new offerings, please register your product at [www.Homedics.com/product-registration](http://www.Homedics.com/product-registration). Registration is quick, easy, and offers benefits such as faster warranty service, product update notifications, and special promotional offers.

Purchase must have been made from an Authorized Retailer (or their web site) or an Authorized Reseller. Authorized Resellers are Amazon.com, Walmart.com and eBay.com, but only if they say "Shipped and/or Sold by Homedics." PRODUCTS PURCHASED FROM ANY OTHER ONLINE SELLERS WILL VOID THE WARRANTY. A copy of a sales or gift receipt is required for all warranty claims. This warranty is valid only for the original purchaser or gift recipient from the date of original purchase, or the date of delivery, whichever is later, and is not transferable.

To obtain warranty service on your Homedics product, contact a Consumer Relations representative by email at [cservice@Homedics.com](mailto:cservice@Homedics.com) or by phone at 1-800-466-3342 (USA) or 1-888-225-7378 (Canada). Please have the product model number available and be prepared to describe the nature of the problem. Our Consumer Relations representatives are available Monday-Friday 8:30am-7:00pm EST (USA) or 8:30am-5:00pm EST (Canada). Do not send any products to Homedics without contacting us first and obtaining a Return Authorization number. Homedics will, at its sole discretion, repair, replace, or provide a credit for any product that proves to be defective in materials or workmanship during the warranty period. If a replacement product is provided, it will be of equal or greater value and functionality, and will be of the same model as the original product. Homedics does not provide a replacement product if the original product is no longer available, a product of equal or greater value may be substituted. Any product or part that is replaced becomes the property of Homedics. The warranty period for any replacement product continues from the purchase or delivery date of the original product, not from the date of replacement.

This warranty does not cover: Products purchased from unauthorized retailers, resellers or distributors; damage caused by misuse, abuse, negligence, accidents, or improper maintenance; use for purposes other than those for which the product was designed or intended; damage resulting from improper or unreasonable use or maintenance; failure to follow operating instructions provided with the product; damage resulting from unauthorized repairs, alterations, or modifications; damage to electrical supply; damage to accessories used in conjunction with a covered product; products with removed, defaced, or otherwise illegible serial numbers or date codes; products sold "AS IS", as "refurbished", or as "reconditioned"; freight, shipping, or transportation costs for returning the product; loss of use or any other incidental, consequential, or indirect damages. Any damage incurred with the product is provided "AS IS" unless expressly provided for in any enclosed software limited warranty.

THE WARRANTY PROVIDED HEREIN SHALL BE THE SOLE AND EXCLUSIVE WARRANTY. THERE SHALL BE NO OTHER WARRANTIES EXPRESS OR IMPLIED INCLUDING ANY IMPLIED WARRANTY OF MERCHANTABILITY OR FITNESS OR ANY OTHER OBLIGATION ON THE PART OF THE COMPANY WITH RESPECT TO PRODUCTS COVERED BY THIS WARRANTY. HOMEMEDICS SHALL HAVE NO LIABILITY FOR ANY INCIDENTAL, CONSEQUENTIAL OR SPECIAL DAMAGES. IN NO EVENT SHALL THIS WARRANTY REQUIRE MORE THAN THE REPAIR OR REPLACEMENT OF ANY PART OR PARTS WHICH ARE FOUND TO BE DEFECTIVE WITHIN THE PERIOD OF THE WARRANTY. NO REFUNDS WILL BE GIVEN. IF REPLACEMENT PARTS FOR DEFECTIVE MATERIALS ARE NOT AVAILABLE, HOMEMEDICS RESERVES THE RIGHT TO MAKE PRODUCT SUBSTITUTIONS OR PROVIDE A WEB COUPON FOR HOMEMEDICS' WEBSITE IN LIEU OF REPAIR OR REPLACEMENT. TO THE EXTENT PERMITTED BY APPLICABLE LAW, HOMEMEDICS' LIABILITY SHALL NOT BE GREATER THAN THE PURCHASE VALUE OF THE PRODUCT.

This warranty gives you specific legal rights, and you may also have other rights which vary from state to state or country to country. Some states or countries do not allow limitations on implied warranties or the exclusion or limitation of incidental or consequential damages, and these limitations may not apply to you. For consumers who are covered by consumer protection laws or regulations in their country of purchase or residence, the benefits conferred by this warranty are in addition to all rights and remedies conveyed by such consumer protection laws and regulations. This warranty does not exclude, limit or suspend any rights of consumers arising from non-conformity with a sales contract.

Homedics does not authorize anyone, including, but not limited to, Retailers, the subsequent consumer purchaser of the product from a Retailer or remote purchaser, to obligate Homedics in any way beyond the terms set forth herein. This warranty does not cover damage caused by misuse or abuse; accident; the attachment of any unauthorized accessory; alteration to the product; improper installation; unauthorized repairs or modifications; improper use of electrical/power supply; loss of power; dropped product; malfunction or damage of generating parts; damage to or destruction of the product; damage to property; transportation damage; theft; neglect; vandalism; or environmental conditions; loss of use during the period the product is at a repair facility or otherwise awaiting parts or repair; or any other conditions whatsoever that are beyond the control of Homedics.

For warranty claims, Homedics will cover the cost of shipping the replacement product for valid claims within the USA. Consumers are responsible for the cost of shipping the product to Homedics. If you have a dispute, we hope to resolve it as quickly and easily as possible. First discuss your dispute with a Consumer Relations representative. If the Consumer Relations representative is unable to resolve your dispute, you agree that either Homedics or you can initiate arbitration as described in this section (the "Arbitration Agreement"). Arbitration means an impartial third party will hear the dispute between you and Homedics and make a decision. Binding arbitration means the decision of the arbitrator is final and enforceable. A dispute is any unresolved disagreement between Homedics and you. A dispute also includes a disagreement about this Arbitration Agreement's meaning, application, or enforcement. The arbitrator shall decide any dispute under this Arbitration Agreement. Homedics and you each agree to waive the right to a jury trial or a trial in front of a judge in a public court. This Arbitration Agreement has only one exception regarding the disputes that are arbitrable: Either Homedics or you may still take any dispute to small claims court. This Arbitration Agreement is governed by the Federal Arbitration Act. The American Arbitration Association (AAA) will administer each arbitration and the selection of arbitrators will be according to applicable AAA rules. The arbitration will be held in the state of your residence. Neither Homedics nor you will be entitled to join or consolidate disputes by or against others as a representative or member of a class, to obtain relief in any arbitration in the interests of the general public, or to act as a private attorney general (the "Class Action Waiver"). Homedics will cover the cost of arbitration for any non-frivolous claims, but not the claimant's attorney fees. If any provision related to this arbitration agreement is found to be illegal or unenforceable, then such provision shall be severed from the arbitration agreement, but the rest of the agreement shall remain enforceable and in full effect. Homedics or you each can exercise any legal rights or use other available remedies to: Preserve or obtain possession of property; exercise self-help remedies including self-help rights; or obtain injunctive relief (including public injunctive relief), attachment, garnishment, or appointment of a receiver by a court of competent jurisdiction. The substance of any disputes where public injunctive relief is available shall be decided by the arbitrator. Only if the claimant succeeds on its claim permitting the remedy of a public injunction may such claimant request that a court of competent jurisdiction enter an injunction in conformity with the arbitral award. You have the right to opt out of this Arbitration Agreement. If you opt out, neither you nor Homedics can require the other to participate in an arbitration proceeding. To opt out, you must contact Homedics by email at the address specified below no later than 30 calendar days from the date of the first consumer purchaser's purchase of the product. You must provide: (a) your name and address; (b) the date on which the product was purchased; (c) the product model number; and (d) the serial number found on the product. Opting out of the Arbitration Agreement shall not be construed as a modification of any other terms, including the Class Action Waiver.

For more information regarding our product line in the USA, please visit: [www.Homedics.com](http://www.Homedics.com). For Canada, please visit: [www.Homedics.ca](http://www.Homedics.ca).

#### FOR SERVICE IN THE USA

[cservice@homedics.com](mailto:cservice@homedics.com)  
8:30am-7:00pm EST Monday-Friday  
1-800-466-3342

#### FOR SERVICE IN CANADA

[cservice@homedics.ca](mailto:cservice@homedics.ca)  
8:30am-5:00pm EST Monday-Friday  
1-888-225-7378

©2025 Homedics, LLC. All rights reserved. Homedics is a registered trademark of Homedics, LLC. Distributed by Homedics, LLC, 3000 N Pontiac Trail, Commerce Township, MI 48390 IB-APP59A

Homedics

abonnez-vous et économisez 15 % sur les filtres pour purificateurs d'air

changer vos filtres à temps à chaque fois n'a jamais été aussi facile. Scannez le code QR pour en savoir plus. De plus, activez la garantie de votre produit



L'enregistrement vous donne également accès à des conseils, des offres excitantes et plus encore !

purificateur d'air portable P59

MODE D'EMPLOI ET INFORMATIONS SUR LA GARANTIE

AP-P59 | L-05581, Rev. 1

### INSTRUCTIONS DE SÉCURITÉ IMPORTANTES :

LORS DE L'UTILISATION DE PRODUITS ÉLECTRIQUES, EN PARTICULIER LORSQUE DES ENFANTS SONT PRÉSENTS, DES MESURES DE SÉCURITÉ DE BASE DOIVENT TOUJOURS ÊTRE SUIVIES, DONT LES SUIVANTES :

LIRE ET CONSERVER CES INSTRUCTIONS.

### DANGER – POUR RÉDUIRE LE RISQUE DE CHOC ÉLECTRIQUE :

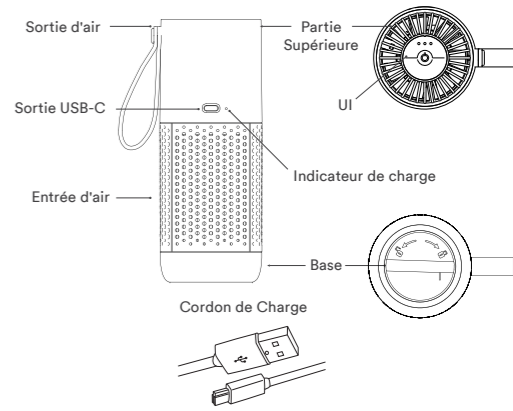
- Toujours débrancher le purificateur d'air individuel de la prise électrique immédiatement après son utilisation et avant de le nettoyer.
- Toujours placer le purificateur d'air individuel à au moins 3 pieds des sources de chaleur telles que radiateurs, poêles ou appareils de chauffage.
- NE PAS toucher un appareil qui est tombé dans l'eau.
- NE PAS placer ou ranger l'appareil à un endroit d'où il pourrait chuter ou tomber dans un évier ou une baignoire.
- NE PAS placer ou immerger l'appareil dans de l'eau ou un autre liquide.
- Contrôler les connexion de l'appareil. Des connexions murales défectueuses ou des fiches desserrées peuvent provoquer une surchauffe de la prise ou de la fiche. S'assurer que la fiche est fermement insérée dans la prise.

### AVERTISSEMENT – POUR RÉDUIRE LE RISQUE DE BRÛLURES, D'ÉLECTROCUTION, D'INCENDIE OU DE BLESSURES:

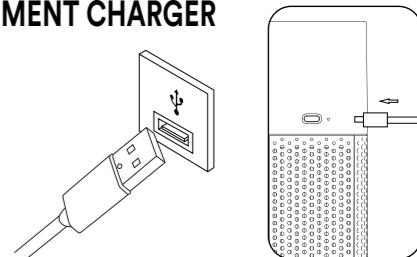
- Toujours débrancher le purificateur d'air lorsqu'il n'est pas utilisé.
- NE PAS utiliser l'assainisseur d'air personnel avec une fiche endommagée, ni après un dysfonctionnement de l'assainisseur d'air personnel, ni s'il est tombé ou a été endommagé de quelque manière que ce soit. Retourner l'appareil au Service à la clientèle de Homedics pour qu'il soit examiné et pour toute réparation ou tout réglage électrique ou mécanique.
- Pour débrancher l'appareil, mettre d'abord toutes les commandes sur la position « Arrêt », puis retirer la fiche de la prise électrique.
- NE PAS insérer ni permettre à des objets étrangers d'entrer dans un orifice de ventilation ou d'échappement, car cela pourrait provoquer un choc électrique ou un incendie et endommager le purificateur d'air.
- NE PAS bloquer les entrées d'air et les orifices d'échappement de quelque manière que ce soit. Ne pas utiliser l'appareil si des événements pourraient être bloqués.
- Ce purificateur d'air ne doit être utilisé qu'aux fins décrites dans ce manuel. Toute autre utilisation non recommandée par le fabricant peut provoquer un incendie, un choc électrique ou des blessures.
- NE PAS utiliser à l'extérieur.
- Ce produit est réservé à un usage résidentiel.
- Toujours placer le purificateur d'air à au moins 15 centimètres des murs et à 1 mètre des sources de chaleur, telles que les cuisinières, les radiateurs ou les chauffages.
- Conservé au sec — NE PAS utiliser dans des conditions humides ou mouillées.
- Recharger uniquement avec le câble de charge USB-C fourni avec l'appareil. Utiliser un adaptateur secteur USB adapté pour fournir la tension d'entrée requise et le courant d'entrée minimum. L'utilisation de tout autre câble ou d'un adaptateur secteur USB incompatible peut endommager le produit et augmenter le risque de blessure pour l'utilisateur ou de dommages matériels.
- NE PAS utiliser de pièces de rechange non recommandées par le fabricant (par exemple, des pièces fabriquées à la maison à l'aide d'une imprimante 3D).
- Le purificateur d'air doit être alimenté par des sources d'alimentation ITE, Classe 2, ou équivalentes.
- NE PAS stocker ou utiliser à des températures supérieures à 140°F (60°C).

**AVERTISSEMENT : Ce produit est équipé d'une batterie au lithium interne non remplaçable. Cette batterie n'est pas réparable par l'utilisateur. Veuillez vous en débarrasser conformément aux réglementations locales, régionales, provinciales et nationales.**

## PURIFICATEUR D'AIR PORTABLE P59



### COMMENT CHARGER

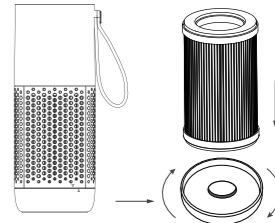


Branchez le câble d'alimentation dans la prise d'entrée USB-C du purificateur d'air et l'extrémité USB-A dans une prise murale USB-A 5V, un adaptateur de prise murale, un ordinateur ou une batterie externe. Le voyant de charge restera rouge pendant la charge et deviendra vert une fois la charge terminée.

### COMMENT UTILISER

Maintenez enfoncé pour allumer/éteindre l'appareil. Appuyez brièvement sur le bouton d'alimentation pour faire défiler les vitesses du ventilateur : 1, 2 et 3.

### REPLACEMENT DU FILTRE



- Remplacez le filtre tous les 2 à 3 mois en conditions de fonctionnement normales.
- Éteignez et débranchez l'appareil.
- Tournez la base dans le sens antihoraire jusqu'à ce que les flèches s'alignent pour ouvrir le compartiment du filtre. Retirez et jetez l'ancien filtre.
- Insérez un nouveau filtre, alignez la flèche et tournez la base dans le sens des aiguilles d'une montre jusqu'à ce que les flèches ne s'alignent plus et qu'elle se verrouille en place.

### NETTOYAGE ET ENTRETIEN

POUR OBTENIR DES PERFORMANCES OPTIMALES :

- Nettoyer l'extérieur de l'appareil avec un chiffon sec selon le besoin.
- NE JAMAIS utiliser d'eau, de cire, de produit de polissage ou de solution chimique pour nettoyer l'extérieur de l'appareil.
- Nettoyer les événements latéraux à l'aide d'un chiffon humide ou de l'accessoire brosse d'un aspirateur selon le besoin.

### SPÉCIFICATIONS

#### FILTRATION 3-EN-1

- FILTRE DE TYPE HEPA** Avec du charbon actif, élimine jusqu'à 99 % des particules en suspension aussi petites que 0,3 microns\*.
- PRÉFILTRE** Élimine les grosses particules.

#### ESPACE PERSONNEL

Ce purificateur d'air est conçu pour les petits espaces autour de la maison, du bureau, de la résidence étudiante, de la voiture ou pour les voyages.

#### RECHARGEABLE

Cet appareil est rechargeable. Une batterie pleine permet jusqu'à 8 heures d'autonomie sans fil à la vitesse de ventilation 1.

#### CARACTÉRISTIQUES ÉLECTRIQUES

5VDC 1A

#### PIÈCES DE RECHANGE

Pour acheter des pièces de rechange d'origine Homedics, rendez-vous chez le détaillant où vous avez acheté votre purificateur d'air Homedics, ou visitez [www.homedics.com](http://www.homedics.com) (États-Unis), [www.homedics.ca](http://www.homedics.ca) (Canada).



**FILTRE DE TYPE HEPA**  
Modèle #: AP-P59FL



**LINGETTES AROMATISÉES**  
Modèle #: UHE-PAD2

