

# ALL-IN-ONE KITCHEN SET / KCC-1300

Dual Mount Single Bowl Stainless Steel Kitchen Sink, Commercial Pull-Down Faucet in Stainless Steel Finish, Stainless Steel Grid, Stainless Steel Strainer

# Kräus®

SPECIFICATION SHEET

### INCLUDED WITH COMBO

Faucet KPF-2631SFS  
 Kitchen Sink KHT400-33  
 Strainer ST-1  
 Grid Model No. KBG-T400-33  
 Soap Dispenser KSD-53SFS  
 Drain Cap STC-2  
 Rolling Mat KRM-10BLACK  
 Cutting Board KCB-102BB  
 Installation Template  
 Mounting Hardware

### SINK FEATURES

- 18 Gauge Sink Bowl
- 4mm Thick Deck (top) with a Beveled Edge
- Dual Mount Installation
- Single Bowl Sink
- Rear Center Set Drain
- Required Minimum Cabinet Size: 36" Left to Right, 24" Front to Back
- 3 1/2" Drain Opening
- NoiseDefend Undercoating and Sound Dampening Pads

### FAUCET FEATURES

- Commercial Style Pull Down Faucet
- Metal Body
- Lead Free Brass Waterway
- 360° Swivel Spout
- Flow Rate: 1.75 gpm
- 35mm Ceramic Cartridge
- 29.3" Nylon Waterlines
- Dome Shaped Screen Washer
- Swivel Sprayer Connector
- Quick Connect Installation
- Sprayer Hose Length 14" when fully extended
- Spray and Stream Functions

### GRID FEATURES

- Commercial Grade Stainless Steel Construction
- Protects Bottom of Sink from Daily Wear and Tear
- Rubber Feet Provide Additional Protection

### CODES/STANDARDS:

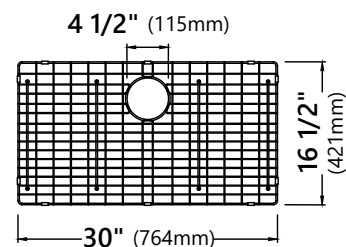
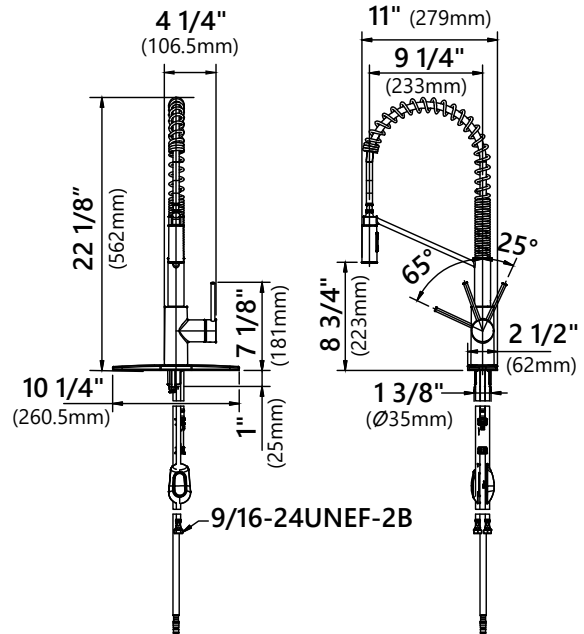
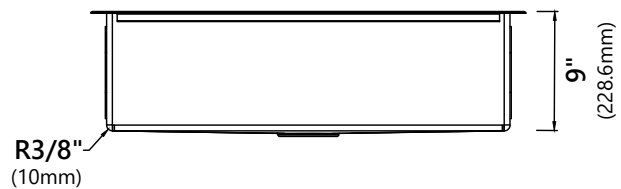
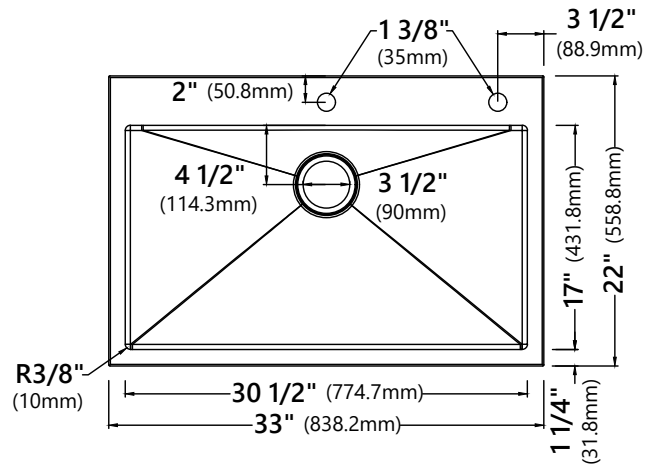
**Sink Certification**  
 cUPC (ASME A112.19.3/CSA B45.4)

### Faucet Certification

cUPC, ASME A112.18.1/CSA B125.1, NSF/ANSI Standard 61 certified by IAPMO, NSF/ANSI Standard 372 certified by IAPMO, AB1953, MASS, CEC, DOE, ADA

### Kraus Lifetime Limited Warranty

See website for details



# ALL-IN-ONE KITCHEN SET / KCC-1300



## SPECIFICATION SHEET

Dual Mount Single Bowl Stainless Steel Kitchen Sink, Commercial Pull-Down Faucet in Stainless Steel Finish, Stainless Steel Grid, Stainless Steel Strainer

### STRAINER FEATURES

- Premium Stainless Steel Construction
- Fits Standard 3 1/2" or 4" Drain Opening
- Open/Close Stopper Prevents Debris from Clogging Drain Pipe

### SOAP DISPENSER FEATURES

- Solid Brass Construction
- Self-priming Pump
- Refillable from Above
- Holds Up to 17 oz. of Liquid

### DRAIN CAP FEATURES

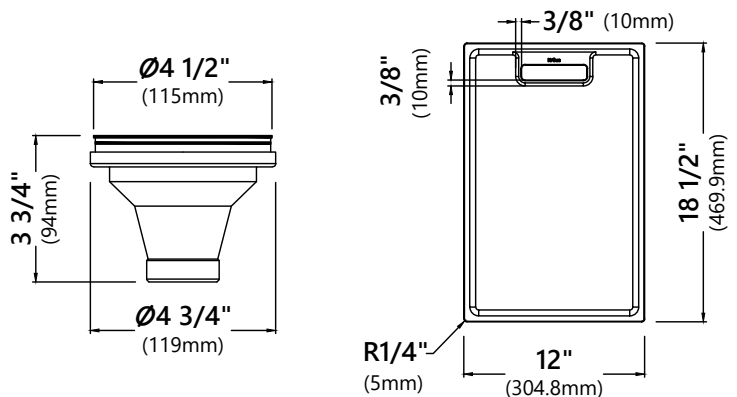
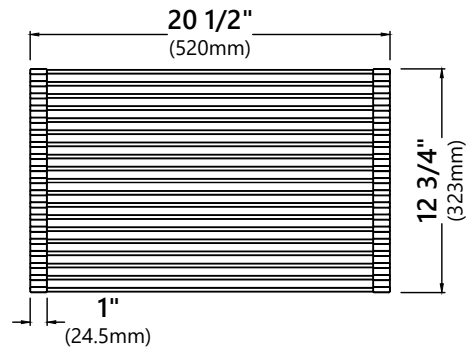
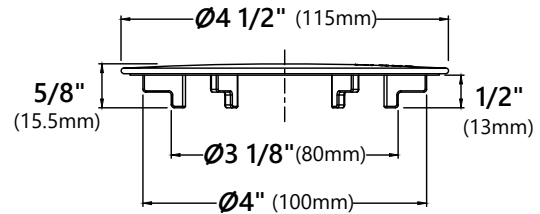
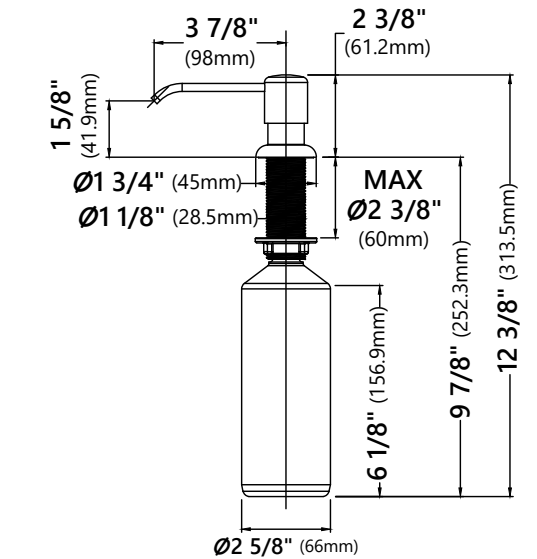
- Premium Stainless Steel Construction
- Fits Standard 3 1/2" Drain Opening
- Allows Water to Drain Easily When Installed
- Conceals Garbage Disposal and Waste Fittings for a Seamless Look

### ROLLING MAT FEATURES

- Roll-up Over-the-sink Drying Rack
- Fits Any Standard-sized Kitchen Sink
- Stainless Steel Construction with Non-slip Silicone Coating
- Rolls Up into a Compact Cylinder for Storage
- Dishwasher Safe
- Heat-safe up to 400° F
- BPA-free and FDA-approved

### CUTTING BOARD FEATURES

- Durable Bamboo Construction
- Designed to Use Over the Sink and On the Counter
- Non-slip Grip Feet Insure Stability for Use On the Counter
- Outer Groove Traps Liquids to Prevent Messy Counter
- BPA-free and FDA-approved



Kraus One Year Limited Warranty  
See website for details