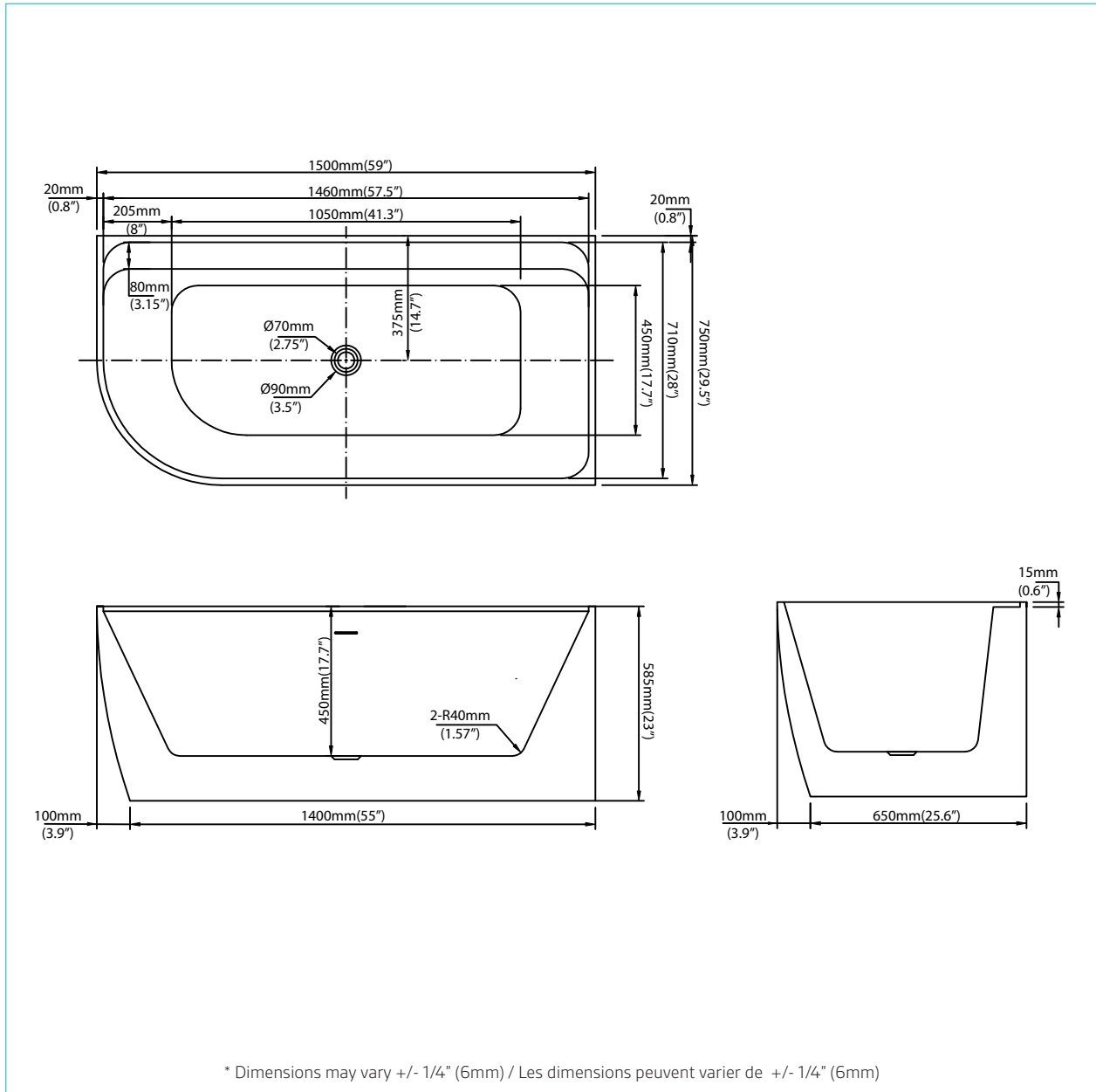





**FREESTANDING
BATHTUBS**

**BAINOIRES
AUTOPORTANTES**




DIMENSIONS		WEIGHT POIDS	MATERIAL MATERIEL	OVERFLOW HEIGHT HAUTEUR DU TROP-PLEIN	WATER CAPACITY CAPACITÉ DE L'EAU
59 x 29.5 x 23" 1500 x 750 x 585 mm		110 lbs 50 Kg	Acrylic Acrylique	14.6" 370mm	60 gal 227 lts
FINISH FINITION	DRAIN LOCATION LOCATION DU DRAIN	PIECES PIÈCES	COMPLIANCE CERTIFICATIONS: Uniform Plumbing Code National Plumbing Code of Canada CSA B45.5-17/IAPMO Z124-2017		
White Blanc	Center Centré	1 pc			

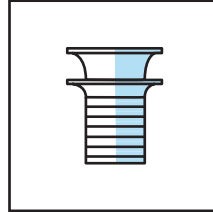


**FREESTANDING
BATHTUBS**

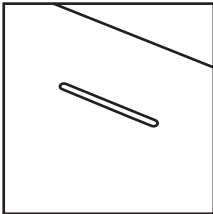
**BAIGNOIRES
AUTOPORTANTES**



Pure acrylic construction reinforced by fiberglass
Construction en acrylique renforcée de fibre de verre



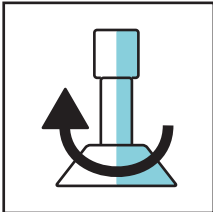
Pop-up drain included
Drain pop-up inclus



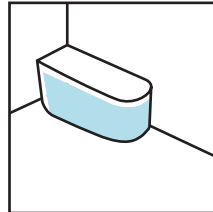
Linear overflow
Trop plein linéaire



cUPC Certified
Certifié cUPC



Adjustable feet
Pieds ajustables



Double wall installation
Installation à mur double