



SHARPER IMAGE®

POWER PERCUSSION EDGE +

ITM. / ART. 3583883

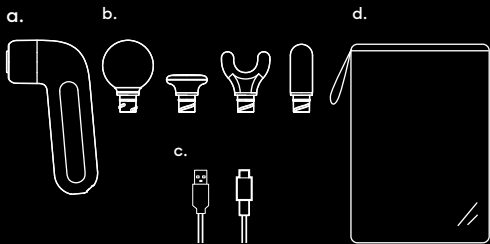
CONGRATULATIONS
ON YOUR NEW POWER
PERCUSSION EDGE +.

Please read all instructions and warnings prior to use.
Keep this manual as it contains important information for future reference.



WHAT YOU GET


- a. Power Percussion Edge +
- b. Interchangeable attachments (4x)
- c. USB charging cable
- d. Carrying Case



CHARGING

01

Insert the USB-C end of the charging cable into the massager.



02

Plug the USB-A end of the charging cable into a USB power source.

03

The white led's flash to indicate charging progress

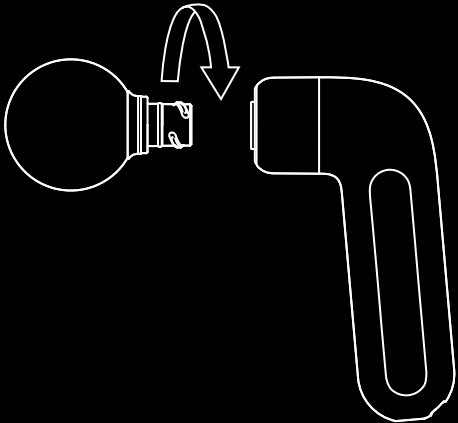
- a. 1st dot flashing – charging up to 25%,
- b. 2nd dot flashing – charging up to 50%
- c. 3rd dot flashing – charging up to 75%,
- d. 4th dot flashing – charging up to 100%.

04

When fully charged the flashing will stop & all 4 LED's will be lit white. When the bottom LED turns red, it indicates low battery life. Charge the massager immediately.

USING ATTACHMENTS

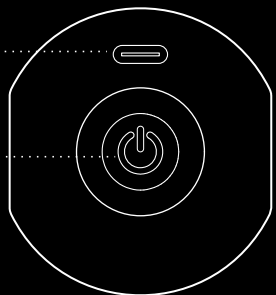
- Select the desired attachment and gently twist it clockwise into the massager until it is securely in place.
- Ensure the attachment is firmly inserted before starting your massage.
- To detach, hold the attachment securely and gently twist it counterclockwise to remove it from the massager.
- Always power off the massager before changing the attachments.
- Always operate the massager with an attachment.



CONTROLS & DISPLAY

- To power on the massager, press and hold the Power button. The first LED will be lit up, indicating intensity level 1.

Charging Port
Power/Intensity Button



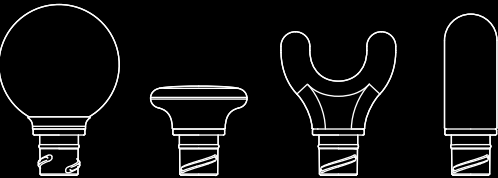
Intensity level 1



- Quick press & release the power button to toggle the massager from intensity 1 through 4.
- Quickly press the power button twice to engage the Dynamic Response Mode, all 4 LEDs will blink simultaneously and massage intensity will increase as you apply pressure to you muscle. Pressing the power button again will disengage the Dynamic Response Mode.

Note: The massager is equipped with advanced anti-stall technology. To avoid the motor from stalling, massage speed will automatically increase when extra pressure is applied.

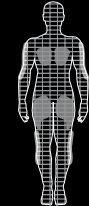
CHOOSE
YOUR ATTACHMENT



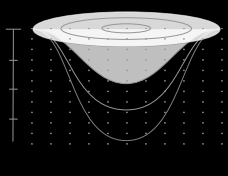
ROUND

Impact large areas for overall comfort.

GOOD FOR
Glutes, Arms,
Thighs, Back




MUSCLE IMPACT
Low



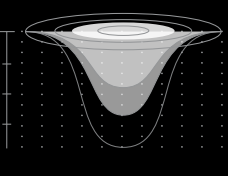
FLAT

Hammer-like impact for deeper recovery.

GOOD FOR
Chest,
Shoulders, Back




MUSCLE IMPACT
Medium



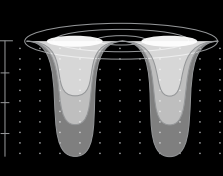
FORK

Dual impact to rock from side to side on muscle knots.

GOOD FOR
Traps, Quads,
Calves, Feet



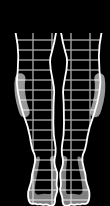
MUSCLE IMPACT
High



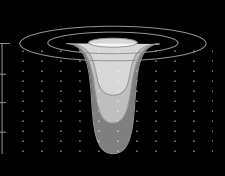
CONE

Pinpoint impact for intense muscle penetration.

GOOD FOR
Feet, Scapula,
Forearms




MUSCLE IMPACT
High



Use for 60 seconds per region. Do not use on neck, head or any hard or bony areas of the body.

Enjoy your massage for up to 10 minutes.



SAFETY WARNINGS: PLEASE READ BEFORE USE

- Not a children's item. Keep out of the reach of children.
- Always wear a shirt/clothing when using. Do not use on bare skin to avoid possible irritation.
- As with any massage, bruising may occur. Test your comfort level and check targeted areas often. Stop massage immediately if you feel any increase in physical discomfort or pain.
- Do not block the power button when in use.
- Do not use while charging.
- Do not touch the attachment area while in use.
- Do not use attachments of any kind other than those that may be included.
- Always allow item to cool if it becomes too hot.
- Do not expose to extreme temperatures or moisture.
- Keep away from sources of water and heated surfaces.
- Never touch the power plug with wet hands.
- Do not carry this item by its cord.
- Thoroughly inspect products before every use. If the product appears worn, frayed/splintered, cracked, or broken in any manner, discontinue use and discard immediately.
- This product is not intended to treat, cure, or prevent medical conditions.
- Do not use this item if you are pregnant or have an injury or illness. Consult your physician if you have a medical condition that may prevent safe use of this item.

RECHARGEABLE BATTERY WARNINGS

- This product contains batteries that are non-replaceable.
- There is a risk of fire and personal injury if battery is punctured, damaged, or misused.
- Do not dismantle, crush, incinerate or short-circuit battery.
- Never expose battery to extreme temperatures or moisture.
- Keep away from flammable materials and direct sunlight.
- Only charge using the provided charger, cable, and/or adapters.
- Rechargeable battery is only to be charged by an adult.
- Adult supervision is required while charging the battery.
- Allow battery to cool to room temperature before charging.
- Charge on a non-flammable surface and keep away from flammable products.
- Discontinue charging if battery becomes hot, swells, smokes, or gives off a strong odor.
- Battery chargers used with the product are to be regularly examined for damage to the cord, plug, enclosure, and other parts. In the event of such damage, chargers must not be used until the damage has been repaired.
- Recycle or dispose of battery according to federal, state, and local laws.

IMPORTANT: MAINTAINING BATTERY HEALTH

- Your massager is designed with a lithium-ion battery pack for cordless convenience, increased massage duration per charge, and frequent use and recharging.
- To maintain charge capacity and prevent battery damage, all lithium-ion batteries must be regularly used and recharged.
- For optimal battery health, keep the battery at approximately 50% state of charge when not in use.
- All batteries naturally lose charge when not in use. If you will not be using the massager for an extended period, check the massager at least every 30 days to ensure the battery is at approximately 50% state of charge. Recharge as needed to maintain a 50% state of charge but do not overcharge.
- IMPORTANT: Do NOT store the battery for an extended period with above 60% or below 40% state of charge. An incorrect state of charge during storage could irreparably damage the battery and may result in reduced charge capacity, inability to maintain charge, failure to recharge, or complete inoperability of the massager.
- For the health of the battery, always store the massager in a cool, dry place. The storage location should have a consistent temperature between 40°F and 70°F (5°C and 20°C) as well as a relative humidity at 70% or lower.

FCC STATEMENT

- This device complies with part 15 of the FCC Rules. Operation is subject to the following two conditions:
1. This device may not cause harmful interference, and 2. this device must accept any interference received, including interference that may cause undesired operation.
- NOTE:** This equipment has been tested and found to comply with the limits for a Class B digital device, pursuant to part 15 of the FCC Rules. These limits are designed to provide reasonable protection against harmful interference in a residential installation. This equipment generates, uses and can radiate radio frequency energy and, if not installed and used in accordance with the instructions, may cause harmful interference to radio communications. However, there is no guarantee that interference will not occur in a particular installation. If this equipment does cause harmful interference to radio or television reception, which can be determined by turning the equipment off and on, the user is encouraged to try to correct the interference by one or more of the following measures:
 - Reorient or relocate the receiving antenna.
 - Increase the separation between the equipment and receiver.

- Connect the equipment into an outlet on a circuit different from that to which the receiver is connected.
- Consult the dealer or an experienced radio/TV technician for help.

WARNING: Changes or modifications to this unit not expressly approved by the party responsible for compliance could void the user's authority to operate the equipment.

SHARPER IMAGE® NAME AND LOGOS (INCLUDING THE 77 LOGO) ARE TRADEMARKS OR REGISTERED TRADEMARKS DISTRIBUTED BY AND © 2024 MERCHSOURCE, LLC. IRVINE, CA 92618. ALL RIGHTS RESERVED.

For customer support, please visit
<https://mscustomerare.thethreesixtygroup.com/>
or call 1-800-374-2744..

Model # 1018980, 3583883

Printed in China.