



ACTIVATE YOUR NEW APP SUBSCRIPTION

Welcome to the Inspire Fitness family! Your purchase includes a **1 Year Subscription** to our all-new Inspire Fitness app. Follow the steps below to get started with your Live & On-Demand video workouts.

- 1 Locate the serial number on your IC1.5. This can be found on the front or rear legs of the bike, on a small white sticker.
- 2 Visit inspirefitness.com/costco to enter your Serial Number.
- 3 Enter your Serial Number and click **Continue**. If you already have an Inspire Fitness app account, click **Sign In**.
- 4 Complete the form to Create Your Account and click **Create Account**.
- 5 Follow the steps to verify your email address.
- 6 Complete the form to register your new equipment. Click **Complete Registration** and you're all set!


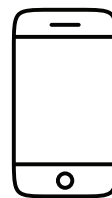


HOW TO GET THE APP



Use your computer to visit workouts.inspirefitness.com on any web browser.

- OR -



Scan to download the app onto any mobile device. Or search **Inspire Fitness** in your app store.

Need help? Call our dedicated Costco Support team at 877-738-1729. Or email us at CostcoSupport@inspirefitness.com