

KHU100-30

30 Inch Undermount Single Bowl Stainless Steel Kitchen Sink

Kräus[®]

SPECIFICATION SHEET

Sink Dimensions

Overall Dimensions: 30" x 18"

Bowl Dimensions: 28" x 16"

Sink Depth: 10"

Features

- 16 Gauge Stainless Steel Construction
- Single Bowl Undermount Handmade Sink
- Required Minimum Cabinet Size: 33" Left to Right, 24" Front to Back
- Rear Center-Set Drain
- 3 1/2" Drain Opening
- NoiseDefend Undercoating and Sound Dampening Pads


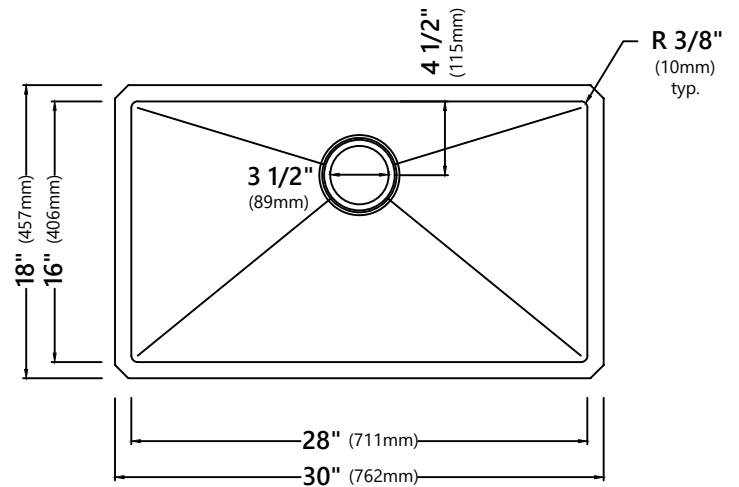
Accessories Included

- Basket Strainer BST-1
- Bottom Grid KBG-100-30
- Cut-Out Template
- Mounting Hardware
- Towel

CODES/STANDARDS:

Product Certification

cUPC (ASME A112.19.3/CSA B45.4)



Warranty

Kraus Limited Lifetime Warranty
see website for details

KPF-1610

Single Handle Commercial Style Pull Down Kitchen Faucet

Faucet Dimensions

Overall Height: 18"
Spout Height: 6 3/8"
Spout Reach: 8 3/4"

Features

- Commercial Style Pull Down Faucet
- Metal Body
- ABS Sprayer
- Lead Free Braided Nylon Waterway
- 180° Swivel Spout
- Flow Rate: 1.8 gpm (6.8L/min) @ 60 psi
- Dual Function Sprayhead - Spray/Stream
- Silicone Nozzles
- 35mm Ceramic Cartridge
- 26.5" Integrated Nylon Waterlines
- Dome Shaped Screen Washer
- Quick Weight
- Quick Connect Sprayer Hose
- 16" Hose Length
- Connections 3/8" Compression
- Max Deck Thickness: 1 1/2"
- TPI of aerator in the Sprayer - M24*1

Accessories Included

- Weight
- Hex Wrench

Available Finishes

- Chrome
- Matte Black
- Stainless Steel
- Stainless Steel/Chrome
- Stainless Steel/Matte Black
- Matte Black/Black Stainless
- Brushed Gold
- Spot Free Antique Champagne Bronze
- Spot Free Antique Champagne Bronze/Matte Black
- Brushed Brass
- Brushed Brass/Matte Black

CODES/STANDARDS:

Product Certification

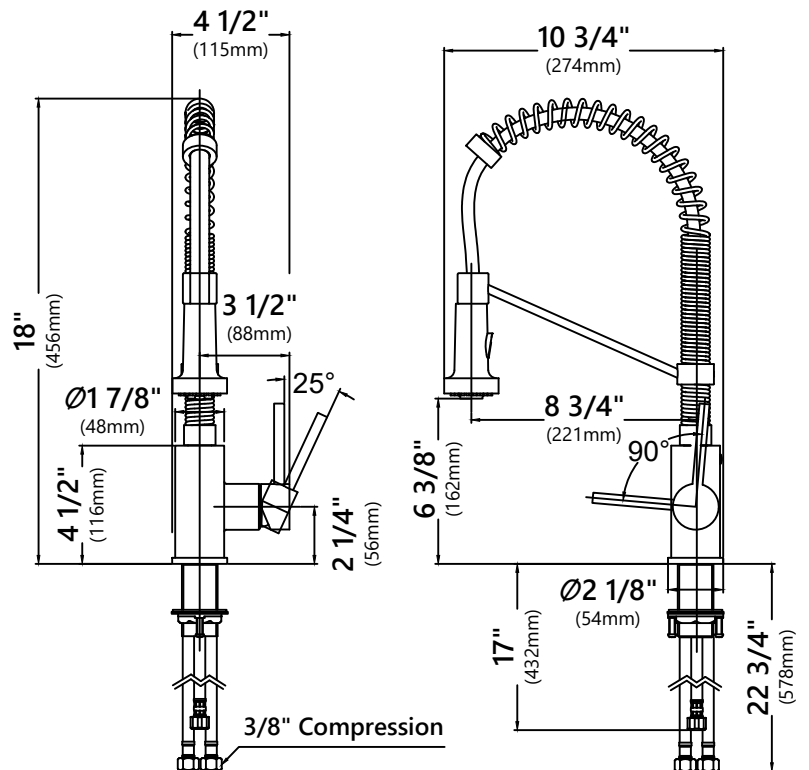
cUPC (ASME A112.18.1/CSA B125.1)
NSF/ANSI Standard 61 and 372 certified by IAPMO
AB1953, EPA, MASS, FTC, DOE, CEC, ADA

NOTE: Some Kitchen Faucets that do not have a pull out or pull down sprayer may be connected to a portable dishwasher. Pull out and pull down faucets should never be connected to portable dishwashers because potential pressure fluctuations during washing cycles cause hose ruptures or leaks.

Warranty

Kraus Limited Lifetime Warranty
see website for details

Kraus USA Plumbing LLC Customer Service
1.800.775.0703



KBG-100-30

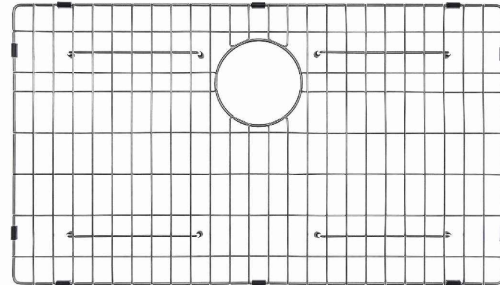
Stainless Steel Kitchen Sink Bottom Grid

Grid Dimensions

Overall Dimensions: 27 1/2" x 15 3/4" x 1 1/8"

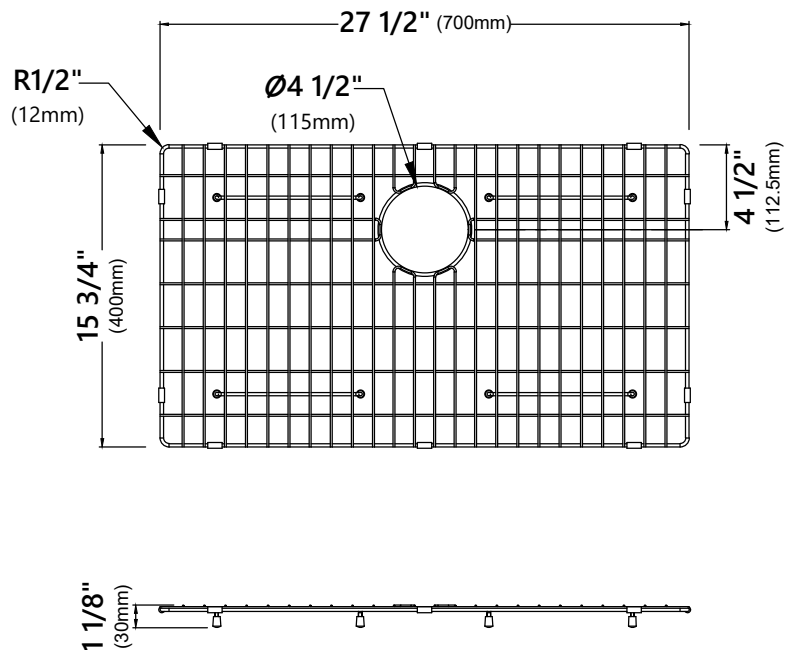
Features

- Commercial grade stainless steel construction
- For Use with the KHU100-30 kitchen sink
- Protects bottom of sink from daily wear and tear
- Rubber feet provide additional protection



Warranty

Kraus One Year Limited Warranty
see website for details



BST-1

Stainless Steel Basket Strainer

Basket Strainer Dimensions

Overall Dimensions: 4 1/2" x 4 1/2"

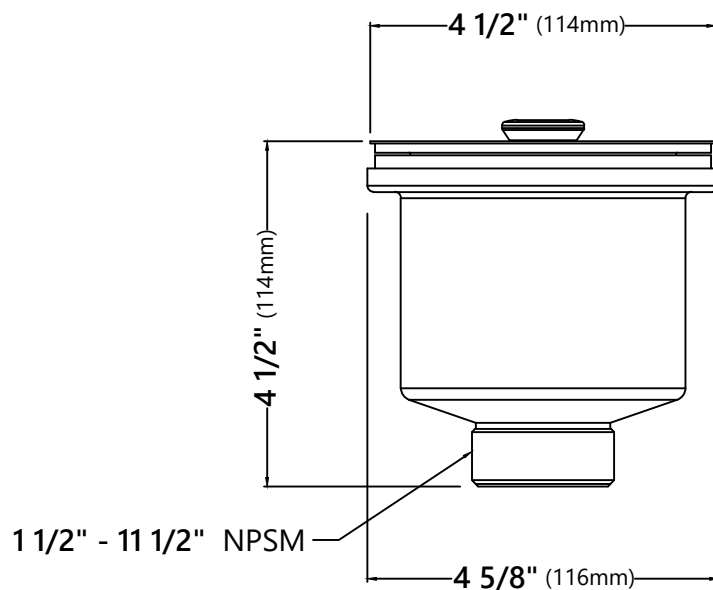
Features

- Premium Stainless Steel Construction
- Fits Standard 3 1/2" or 4" Drain Openings
- Removable Basket Prevents Debris from Clogging Drain Pipe



Warranty

Kraus One Year Limited Warranty
see website for details



KSD-41

Soap Dispenser

Features

- Solid Brass Construction
- Self-Priming Pump
- Refillable from Above
- Holds up to 12 oz. of Liquid
- Minimum Hole Diameter 1 1/4"
- Max. Deck Thickness: 1 3/8"
- Spout Height: 3 1/4"
- Spout Reach: 3 1/2"

Available Finishes

- Chrome
- Stainless Steel
- Matte Black
- Brushed Brass
- Brushed Gold
- Spot Free Stainless Steel



Warranty

Kraus One Year Limited Warranty
see website for details

