




**activate
your product
warranty**

scan the QR code and
register your product
within 7 days to activate
your warranty



Registering also gives you access
to tips, exciting offers and more!

eye massager with heat

INSTRUCTION MANUAL AND WARRANTY INFORMATION

IMPORTANT SAFETY INSTRUCTIONS

WHEN USING ELECTRICAL PRODUCTS, BASIC SAFETY PRECAUTIONS SHOULD ALWAYS BE FOLLOWED, INCLUDING THE FOLLOWING:

DANGER – TO REDUCE THE RISK OF ELECTRIC SHOCK:

- Always unplug this appliance from the electrical outlet immediately after using and before cleaning.
- DO NOT use while bathing or in a shower.
- DO NOT place or store appliance where it can fall or be pulled into a tub or sink.
- DO NOT place in or drop into water or other liquid.
- Keep Dry – Do not operate in a wet or moist condition.
- Carefully examine the covering before each use. Discard the appliance if the covering shows any sign of deterioration, such as checking, blistering, or cracking.
- NEVER use pins or other metallic fasteners with this appliance.

WARNING – TO REDUCE THE RISK OF BURNS, FIRE, ELECTRIC SHOCK, OR INJURY TO PERSONS:

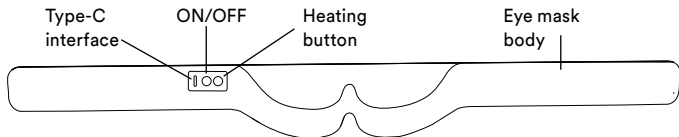
- An appliance should NEVER be left unattended when plugged in. Unplug from outlet when not in use.
- Close supervision is necessary when this appliance is used by, on, or near children, invalids, or disabled persons.
- Use this appliance only for its intended use as described in this manual. DO NOT use attachments not recommended by Homedics; specifically, any attachments not provided with the unit.
- NEVER operate this appliance if it has a damaged cord or plug, if it is not working properly, if it has been dropped or damaged, or dropped into water. Return the appliance to Homedics Service Center for examination and repair.
- Use heated surfaces carefully. May cause serious burns. DO NOT use over insensitive skin areas or in the presence of poor circulation. The unattended use of heat by children or incapacitated persons may be dangerous.
- Keep the cord away from heated surfaces.
- NEVER drop or insert any object into any opening.
- DO NOT use massager in close proximity to loose clothing or jewelry.
- DO NOT operate where aerosol (spray) products are being used or where oxygen is being administered.
- DO NOT operate under a blanket or pillow. Excessive heating can occur and cause fire, electric shock, or injury to persons.
- The device has a heating surface and must be used with caution by people who are sensitive to heat.
- DO NOT use outdoors.

SAVE THESE INSTRUCTIONS

CAUTION – PLEASE READ ALL INSTRUCTIONS CAREFULLY BEFORE OPERATING.

- This product is not intended for medical use.
- Consult your doctor prior to using this product, if:
 - You are pregnant
 - You have a pacemaker
 - You have any concerns regarding your health
- NOT recommended for use by diabetics.
- This product is not suitable for people who have undergone eye surgery, have retinal problems, cataracts, glaucoma, etc.
- NEVER leave the appliance unattended, especially if children are present.
- DO NOT use this product for more than 15 minutes at a time.
- Extensive use could lead to the product's excessive heating and shorter life. Should this occur, discontinue use and allow the unit to cool before operating.
- NEVER use this product directly on swollen or inflamed areas or skin eruptions.
- DO NOT use this product as a substitute for medical attention.
- This product should NEVER be used by any individual suffering from any physical ailment that would limit the user's capacity to operate the controls.
- All servicing of this massager must be performed by authorized Homedics service personnel only.
- DO NOT attempt to repair the eye massager. There are no user-serviceable parts. For service, contact Consumer Relations at the number listed in the Warranty section.

PRODUCT COMPONENT AND FUNCTION DESCRIPTION

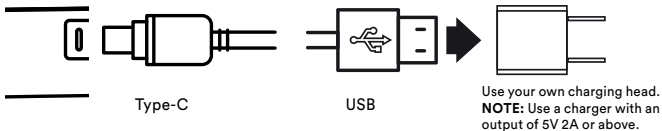


DEVICE ACCESSORIES

- USB cable
- Instruction manual

PREPARATIONS BEFORE USE - CHARGING

Prior to use, charge eye massager with a 5V USB charger.
Plug the USB cable to the eye massager and the USB charger.



While charging, the POWER LED indicator will be flashing white. The Power LED indicator will change to solid white after charging is completed.

The device will not work while charging is in process.

The charge duration is less than 4 hours.

Disconnect the USB charger after charging is complete.

WEARING THE DEVICE

Align the nose opening to your nose, put on the device and adjust the hook and loop so the device is in the most comfortable position.



CONTROLS

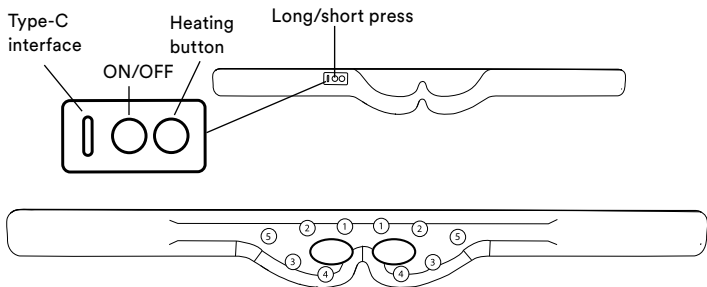
Power button:

1. Long press the POWER button to turn the unit on. An ascending chime will indicate the unit is on. Upon start up, heat level 1 will be on by default.
2. Short press power button again to enter vibration program 2, indicated by a double chime.
3. Short press power button again to enter vibration program 3, indicated by a triple chime.
4. Short press power button once more to return to vibration program 1, indicated by a single chime.
5. Long press the power button at any time to turn unit off. A descending chime will indicate power is off.

NOTE: While product is in use, the white solid LED indicates the power is on and the white flashing LED indicates low battery.

NOTE: Upon start up, an ascending chime immediately followed by a descending chime will indicate low battery.

NOTE: When charging, an ascending chime will sound, and the white LED will blink. When fully charged, the white LED will remain solid.

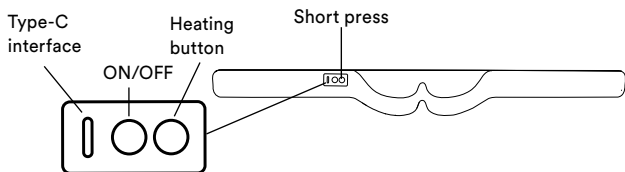


Heat button:

1. Upon start up, heat level 1 (low) will be on by default.
2. Short press heat button to enter heat level 2 (high), indicated by a double chime.
3. Short press heat button again to turn off heat, indicated by a descending chime.
4. Short press heat button again to turn heat on to level 1, indicated by a single chime.

NOTE: Heat can only turn on when vibration is on.

NOTE: A red LED will indicate the heat is on and the red LED will turn off when heat is off.



PRODUCT FEATURES



heat



automatic
timing



vibration



foldable
for storage

MAINTENANCE

TO STORE

Place massager in its box or in a cool, dry place. Avoid contact with sharp edges or pointed objects which might cut or puncture the fabric surface. To avoid breakage, do not wrap the USB cord around the unit. Do not hang the unit by the USB cord.

TO CLEAN

Unplug the unit and allow it to cool before cleaning. Spot clean only with a soft, slightly damp sponge. Never allow water or any other liquids to come into contact with the unit.

- DO NOT immerse in any liquid to clean.
- NEVER use abrasive cleaners, brushes, gasoline, kerosene, glass/ furniture polish or paint thinner to clean.

SUPPLIER'S DECLARATION OF CONFORMITY

Product Description: EYE MASSAGER WITH HEAT

Model Number: : SPE-320HJ

Trade Name: Homedics

FCC Compliance Statement

This device complies with Part 15 of the FCC Rules. Operation is subject to the following two conditions: (1) This device may not cause harmful interference, and (2) This device must accept any interference received, including interference that may cause undesired operation.

U.S. Contact Information

Company: Homedics, LLC.

Address: 3000 N Pontiac Trail, Commerce Township, MI 48390

8:30am-7:00pm EST Monday-Friday 1-800-466-3342

Homedics is not responsible for any radio or TV interference caused by unauthorized modifications to this equipment. Such modifications could void the user authority to operate the equipment.

This equipment has been tested and found to comply with the limits for a Class B digital device, pursuant to Part 15 of the FCC Rules. These limits are designed to provide reasonable protection against harmful interference in a residential installation. This equipment generates, uses, and can radiate radio frequency energy and, if not installed and used in accordance with the instructions, may cause harmful interference to radio communications. However, there is no guarantee that interference will not occur in a particular installation. If this equipment does cause harmful interference to radio or television reception, which can be determined by turning the equipment off and on, the user is encouraged to try to correct the interference by one or more of the following measures:

- Reorient or relocate the receiving antenna.
- Increase the separation between the equipment and receiver.
- Connect the equipment to an outlet on a circuit different from that to which the receiver is connected.
- Consult the dealer or an experienced radio/TV technician for help.

CAN ICES-003(B)/NMB-003(B)



1-YEAR LIMITED WARRANTY

Homedics sells its products with the intent that they are free of defects in manufacture and workmanship for a period of 1 year from the date of original purchase, except as noted below. Homedics warrants that its products will be free of defects in material and workmanship under normal use and service. This warranty extends only to consumers and does not extend to Retailers.

To obtain warranty service on your Homedics product, contact a Consumer Relations representative for assistance. Please make sure to have the model number of the product available.

Homedics does not authorize anyone, including, but not limited to, Retailers, the subsequent consumer purchaser of the product from a Retailer or remote purchasers, to obligate Homedics in any way beyond the terms set forth herein. This warranty does not cover damage caused by misuse or abuse; accident; the attachment of any unauthorized accessory; alteration to the product; improper installation; unauthorized repairs or modifications; improper use of electrical/power supply; loss of power; dropped product; malfunction or damage of an operating part from failure to provide manufacturer's recommended maintenance; transportation damage; theft; neglect; vandalism; or environmental conditions; loss of use during the period the product is at a repair facility or otherwise awaiting parts or repair; or any other conditions whatsoever that are beyond the control of Homedics.

This warranty is effective only if the product is purchased and operated in the country in which the product is purchased. A product that requires modifications or adoption to enable it to operate in any other country than the country for which it was designed, manufactured, approved and/or authorized, or repair of products damaged by these modifications is not covered under this warranty.

THE WARRANTY PROVIDED HEREIN SHALL BE THE SOLE AND EXCLUSIVE WARRANTY. THERE SHALL BE NO OTHER WARRANTIES EXPRESS OR IMPLIED INCLUDING ANY IMPLIED WARRANTY OF MERCHANTABILITY OR FITNESS OR ANY OTHER OBLIGATION ON THE PART OF THE COMPANY WITH RESPECT TO PRODUCTS COVERED BY THIS WARRANTY. HOMEDICS SHALL HAVE NO LIABILITY FOR ANY INCIDENTAL, CONSEQUENTIAL, OR SPECIAL DAMAGES. IN NO EVENT SHALL THIS WARRANTY REQUIRE MORE THAN THE REPAIR OR REPLACEMENT OF ANY PART OR PARTS WHICH ARE FOUND TO BE DEFECTIVE WITHIN THE EFFECTIVE PERIOD OF THE WARRANTY. NO REFUNDS WILL BE GIVEN. IF REPLACEMENT PARTS FOR DEFECTIVE MATERIALS ARE NOT AVAILABLE, HOMEDICS RESERVES THE RIGHT TO MAKE PRODUCT SUBSTITUTIONS IN LIEU OF REPAIR OR REPLACEMENT.

This warranty does not extend to the purchase of opened, used, repaired, repackaged and/or resealed products, including but not limited to sale of such products on internet auction sites and/or sales of such products by surplus or bulk resellers. Any and all warranties or guarantees shall immediately cease and terminate as to any products or parts thereof which are repaired, replaced, altered, or modified, without the prior express and written consent of Homedics.

This warranty provides you with specific legal rights. You may have additional rights which may vary from state to state and country to country. Because of individual state and country regulations, some of the above limitations and exclusions may not apply to you.

For more information regarding our product line in the USA, please visit www.Homedics.com. For Canada, please visit www.Homedics.ca.

FOR SERVICE IN THE USA

cservice@Homedics.com

8:30am-7:00pm EST Monday-Friday

1-800-466-3342

FOR SERVICE IN CANADA

cservice@Homedics.ca

8:30am-5:00pm EST Monday-Friday

1-888-225-7378

©2024 Homedics, LLC. All rights reserved.

Homedics is a registered trademark of Homedics, LLC.

Distributed by Homedics, LLC, 3000 N Pontiac Trail, Commerce Township, MI 48390

IB-SPE320HJ | L-04674, Rev.1