




# WD53DBA900H

**SAMSUNG**

## 5.3 cu. ft. Bespoke AI Laundry Ventless Combo™ All-in-One Ultra Capacity Washer and Heat Pump Dryer with AI Home



### Available Colors

-  Dark Steel
-  Brushed Black
-  Ivory

### Features


- AI Laundry Combo™
- Ultra Capacity with Super Speed
- AI Opti Wash & Dry™
- Flex Auto Dispense System
- Easy Installation
- 7" AI Home LCD Display
- Auto Open Door
- Wi-Fi Connectivity with SmartThings\*
- Steam Wash
- Voice Control
- Auto Cleaning System
- ENERGY STAR® Certified
- AI Bubble™
- Less Microfiber Cycle
- Self Clean+ & Self Dry
- AI Energy Mode
- 1,200 RPM Maximum Spin Speed
- DIT Motor
- 23 Total Washing Cycles
- 32 Options

### Convenience

- Child Lock
- Dispenser Trays: Single Main Wash with Pebble, Bleach, Flex Auto Dispenser: Auto Detergent, Auto Softener

Warranty		
One (1) Year Parts and Labor Three (3) Years Stainless Steel Tub (Part Only) Ten (10) Years; Washing DIT (Digital Inverter Motor) Motor Part (Part Only)**		
Dimensions (WxHxD) & Weight		
Product Dimensions	27" x 43 <sup>3</sup> / <sub>4</sub> " x 34 <sup>1</sup> / <sub>2</sub> "	
Weight	317.5 lbs	
Shipping Dimensions	29 <sup>3</sup> / <sub>8</sub> " x 49 <sup>1</sup> / <sub>4</sub> " x 36 <sup>1</sup> / <sub>16</sub> "	
Weight	328.5 lbs	
UPC		
Dark Steel	WD53DBA900HZ	887276824949
Brushed Black	WD53DBA900HB	198957116988
Ivory	WD53DBA900HY	198957116995

Cycles/Settings	
23 Total Cycles	Normal, AI Opti Wash & Dry™, Super Speed, Heavy Duty, Small Load, Tide Pod Cold, Delicates, Steam Whites, Steam Sanitize, Steam Normal, Towels, Bedding, Activewear, Wool, Colors, Perm Press, Eco Cold, Rinse+Spin, Spin Only, Less Microfiber, Time Dry, Air Fluff, Product Care
32 Options	Delay End, Dispenser 1 – General Detergent, Dispenser 2 - Specialty Detergent & Softener, Extra Rinse, Bubble Soak, Dry Prep, Wrinkle Prevent, Samsung Accounts, Connections, Child Lock, Sounds, Home Device Notifications, Display, Display and Style, Bixby, Microphone, Language, Liquid Units, Date and Time, Accessibility, Software Update, Support, Factory Reset, About Product, Drum Light, Auto Dispenser, Pump Clean, Auto Open Door, AI Pattern, My Cycles, Calibration, Self Diagnosis
5 Temperature Settings	Extra Hot, Hot, Warm, Cold, Tap Cold
5 Spin Settings	Extra High, High, Medium, Low, Extra Low
5 Soil Settings	Extra Heavy, Heavy, Normal, Light, Extra Light
4 Dry Levels	More Dry, Normal Dry, Less Dry, Damp Dry

Ratings	Electrical Requirements
CEE Tier 2	120 V / 60 Hz
IMEF = 2.92	
IWF = 2.9	
103 kWh/year	15 Amps
	

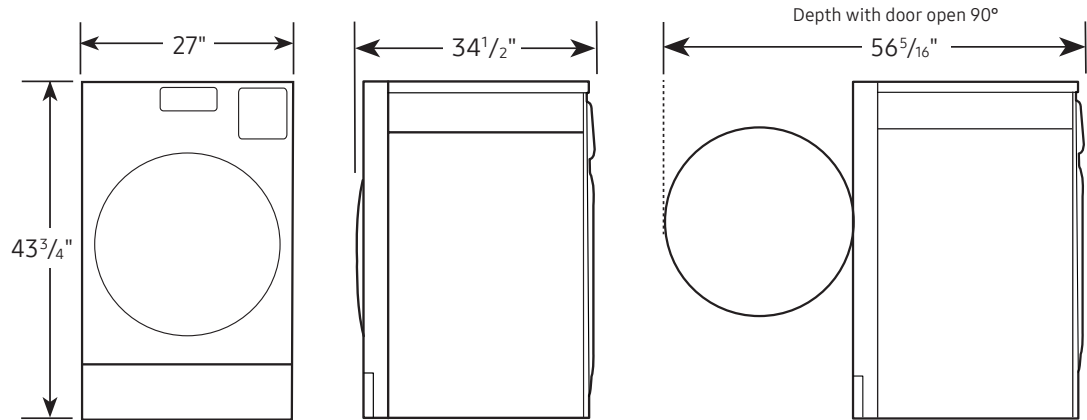
\*Available on Android and iOS devices. A Wi-Fi connection and a Samsung account are required.

\*\*As of 1 April 2026. 10 year warranty is limited to the Digital Inverter Motor of washers purchased on 1 April 2026 or later. A purchase receipt indicating the purchase date is required for a claim. Additional restrictions and limitations apply, see warranty for details.

# WD53DBA900H

5.3 cu. ft. Bespoke AI Laundry Ventless Combo™ All-in-One Ultra Capacity Washer and Heat Pump Dryer with AI Home

## Dimensions

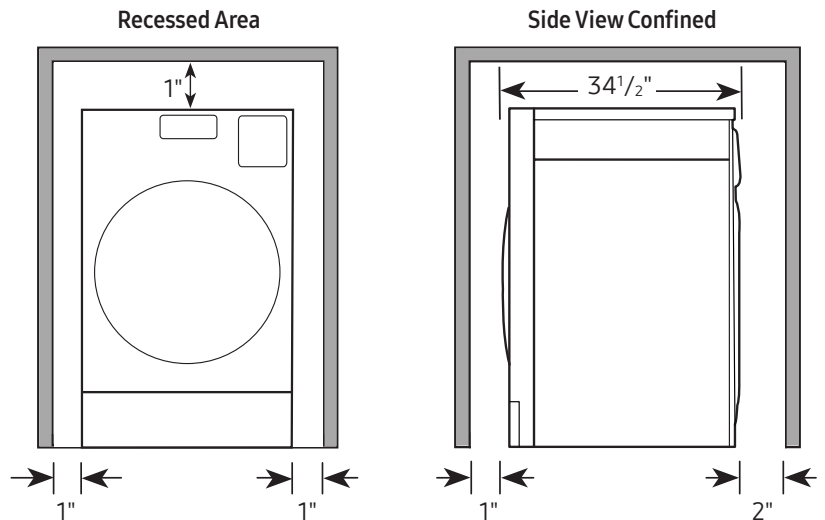


## Installation Specifications

If the Laundry Combo is installed in the same location with other washer or dryer, the front of the alcove or closet must have two unobstructed air openings for a combined minimum total area of 72-inch<sup>2</sup>.

### Alcove or closet installation

Minimum clearance for closet and alcove installations:



## Connection Dimensions

Back view of All-in-One Laundry Combo™

### LEGEND:

- Cold Water Connection
- Hot Water Connection
- Power Cord

Actual color may vary. Design, specifications, and color availability are subject to change without notice. Non-metric weights and measurements are approximate.

©2026 Samsung Electronics America, Inc., 85 Challenger Road, Ridgefield Park, NJ 07660. Tel: 800-SAMSUNG. samsung.com. Samsung is a registered trademark of Samsung Electronics Co., Ltd.

