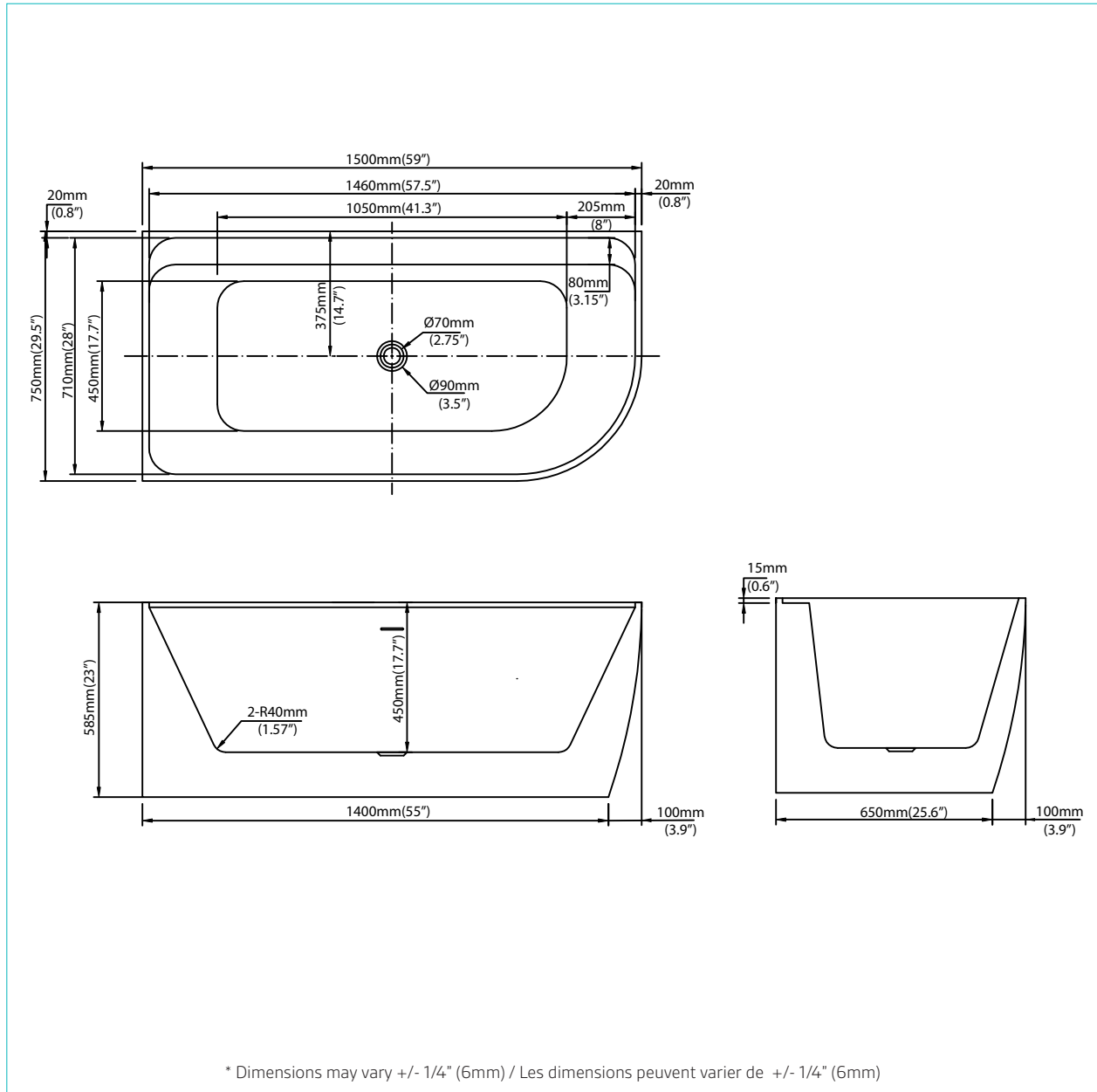




**FREESTANDING  
BATHTUBS**

**BAIGNOIRES  
AUTOPORTANTES**




DIMENSIONS		WEIGHT POIDS	MATERIAL MATERIEL	OVERFLOW HEIGHT HAUTEUR DU TROP-PLEIN	WATER CAPACITY CAPACITÉ DE L'EAU
59 x 29.5 x 23" 1500 x 750 x 585 mm		110 lbs 50 Kg	Acrylic Acrylique	14.6" 370mm	60 gal 227 lts
FINISH FINITION	DRAIN LOCATION LOCATION DU DRAIN	PIECES PIÈCES	<b>COMPLIANCE CERTIFICATIONS:</b> Uniform Plumbing Code National Plumbing Code of Canada CSA B45.5-17/IAPMO Z124-2017		
White Blanc	Center Centré	1 pc			

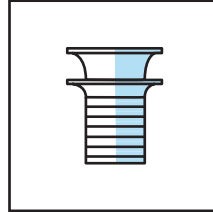


**FREESTANDING  
BATHTUBS**

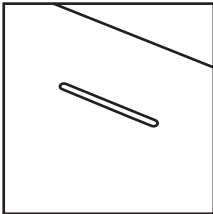
**BAIGNOIRES  
AUTOPORTANTES**



Pure acrylic construction reinforced by fiberglass  
*Construction en acrylique renforcée de fibre de verre*



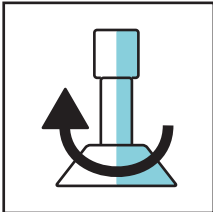
Pop-up drain included  
*Drain pop-up inclus*



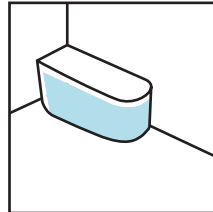
Linear overflow  
*Trop plein linéaire*



cUPC Certified  
*Certifié cUPC*



Adjustable feet  
*Pieds ajustables*



Double wall installation  
*Installation à mur double*