

WA55A7300AE

SAMSUNG

Samsung 5.5 cu. ft. Extra-Large Capacity Smart Top Load Washer with Super Speed Wash



Available Color



Ivory
WA55A7300AE

Features

- Extra-Large 5.5 cu. ft. Capacity
- Super Speed Wash
- Wi-Fi Connectivity*
- Active WaterJet
- Deep Fill
- Smart Care
- Vibration Reduction Technology+
- Swirl+ Tub Interior
- Self Clean
- Soft-Close Lid
- ENERGY STAR® Certified
- Stainless Steel Pulsator
- Accessibility (AUI, Braille)
- 750 RPM Maximum Spin Speed
- Direct Drive Motor
- 17 Total Washing Cycles
- 10 Additional Washing Options

Convenience

- Child Lock
- Dispenser Trays: Main Wash, Softener, Bleach

Ratings



ENERGY STAR® Rated:
IMEF = 2.06
IWF = 4.3
120 kWh/yr

Electrical Requirements

120 V / 60 Hz
15 Amps

Specifications

12 Preset Washing Cycles:

Normal, Bedding/Waterproof, Heavy Duty, Colors, Whites, Activewear, Delicates, Quick Wash, Self Clean, Rinse + Spin, Deep Wash, Downloaded

5 Downloadable Washing Cycles:

Permanent Press, Wool, Eco Cold, Denim, Power Rinse

10 Additional Washing Options:

Delay End, Presoak, Sound On/Off, Child Lock, Fabric Softener, Deep Fill, Super Speed, Smart Care, Smart Control, Spin Only

5 Temperature Settings:

Hot, Warmer, Warm, Cool, Cold

5 Spin Settings:

High, Medium High, Medium, Low, No Spin

5 Soil Settings:

Heavy, Heavy Medium, Normal, Low Medium, Light

Warranty

One (1) Year Parts and Labor
Three (3) Years Stainless Steel Tub (Part Only)
Ten (10) Years; Washing DIT (Digital Inverter Motor) Motor Part (Part Only)**

Product Dimensions & Weight (WxHxD)

Dimensions: 27⁹/₁₆" x 45¹³/₁₆" x 29⁷/₁₆"
Weight: 134.5 lbs

Shipping Dimensions & Weight (WxHxD)

Dimensions: 30¹/₈" x 47¹¹/₁₆" x 31¹/₄"
Weight: 143.3 lbs

Washer	Model #	UPC Code
Ivory	WA55A7300AE	887276751221
Matching Electric Dryer		
Ivory	DVE55A7300E	887276551609
Matching Gas Dryer		
Ivory	DVG55A7300E	887276557823

*Requires wireless network, Samsung account and Samsung SmartThings App. The Samsung Smart Things App supports Android OS 4.0 (ICS) or later which is optimized for Samsung smartphones (Galaxy S and Galaxy Note series). This app also supports iOS 7 or later for iPhone models. Samsung SmartThings App available in App Store and Play Store.

**As of 1 April 2026. 10 year warranty is limited to the Digital Inverter Motor of washers purchased on 1 April 2026 or later. A purchase receipt indicating the purchase date is required for a claim. Additional restrictions and limitations apply, see warranty for details.

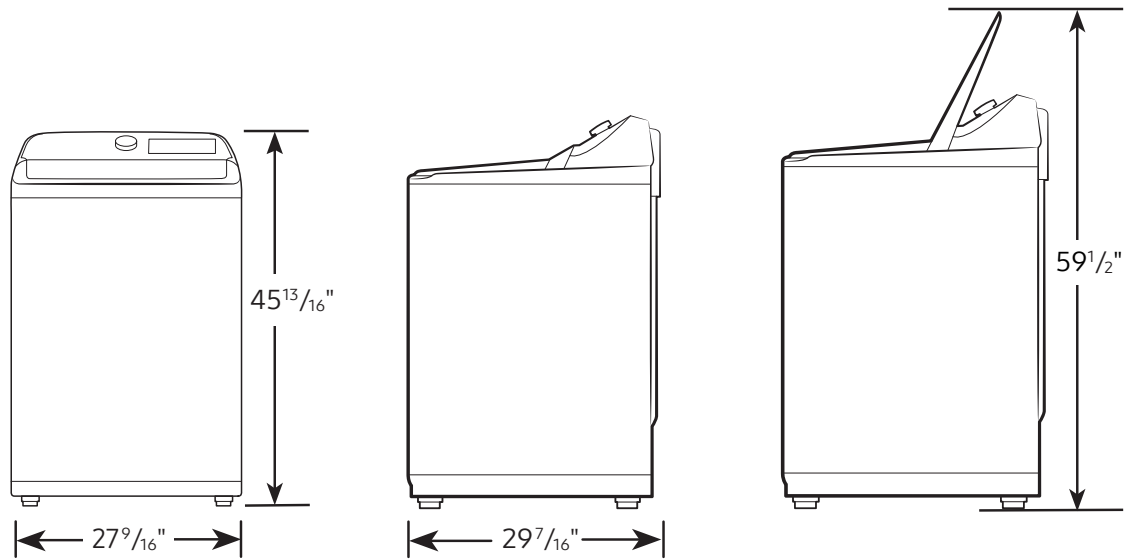
WA55A7300AE

Samsung 5.5 cu. ft. Extra-Large Capacity Smart Top Load Washer with Super Speed Wash

SAMSUNG

Dimensions

Required dimensions for installation:

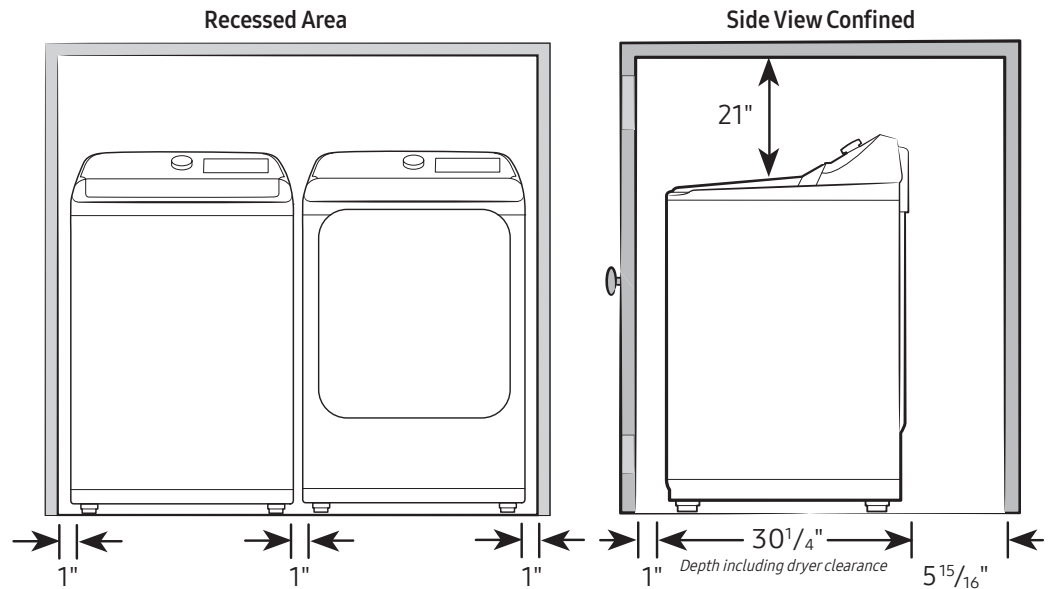


Installation Specifications – Side-by-Side

If the washer and dryer are installed together or the dryer alone, the closet front must have two unobstructed air openings for a combined minimum total area of 72-inch². Your washer alone does not require a specific air opening.

Alcove or closet installation

Minimum clearance for closet and alcove installations:

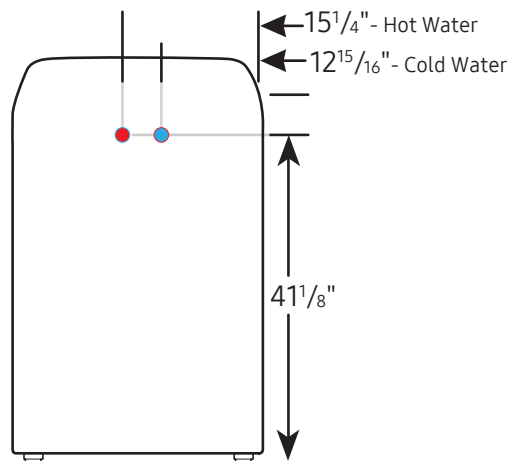


Connection Dimensions

Back view of washer

LEGEND:

- Hot Water Connection
- Cold Water Connection



Actual color may vary. Design, specifications, and color availability are subject to change without notice. Non-metric weights and measurements are approximate.

©2026 Samsung Electronics America, Inc., 85 Challenger Road, Ridgefield Park, NJ 07660. Tel: 800-SAMSUNG.samsung.com. Samsung is a registered trademark of Samsung Electronics Co., Ltd.