

NSE6D*8300

SAMSUNG

Bespoke Smart Slide-In Electric Range 6.3 cu. ft.
with Air Fry & Precision Knobs



Available Colors



Features

- Air Fry, Tray Included
- Precision Knobs
- Convection
- Glass-Touch Controls
- Self & Steam Clean
- Storage Drawer

Convenience

- Wi-Fi Connectivity
- Voice-Enabled
- Convection Auto Conversion
- Self & Steam Clean
- Hidden Bake Element
- Child Safety Lock
- Delay Start
- Auto Oven Light
- Kitchen Timer
- Sabbath Mode

Specifications

Electric Ceramic Cooktop

- Right Front: 9"/12" 3,000W
- Left Front: 6"/9" 3,000W
- Right Rear: 6" 1,200W
- Left Rear: 6" 1,200W
- Center: 6" Warming Zone (100W)

Oven

- Capacity: 6.3 cu. ft.
- Convection Bake
- Convection Roast
- Bake
- Variable Broil: Low/High
- Air Fry
- Keep Warm
- Bread Proof
- Dehydrate

Dimensions

Oven Interior Dimensions (WxHxD)
Dimensions: 24^{13/16}" x 22^{7/16}" x 19^{3/4}"

Product Dimensions (WxHxD)
Dimensions: 29^{15/16}" x 36" – 36^{3/4}" (Adj.) x 27^{7/8}"
Weight: 160.5 lbs

Shipping Dimensions & Weight (WxHxD)
Dimensions: 33^{1/16}" x 41^{1/8}" x 30^{5/16}"
Weight: 180.1 lbs

Warranty

One (1) Year Parts and Labor

UPC

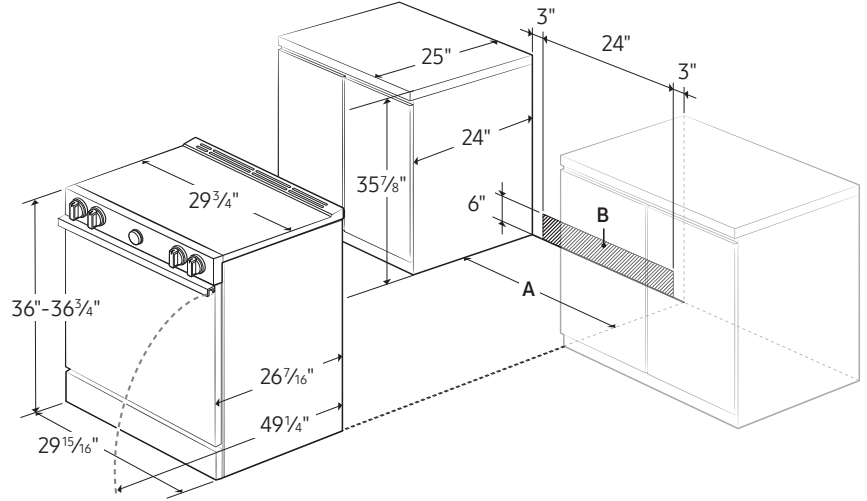
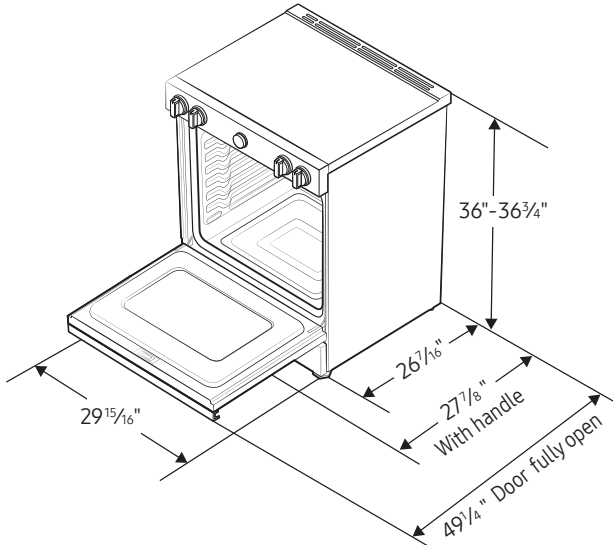
Finish	Model #	UPC Code
Stainless Steel	NSE6DG8300SR	887276817293
White Glass	NSE6DB830012	887276817231

NSE6D*8300

SAMSUNG

Bespoke Smart Slide-In Electric Range 6.3 cu. ft.
with Air Fry & Precision Knobs

Installation Specifications



Electrical Requirements

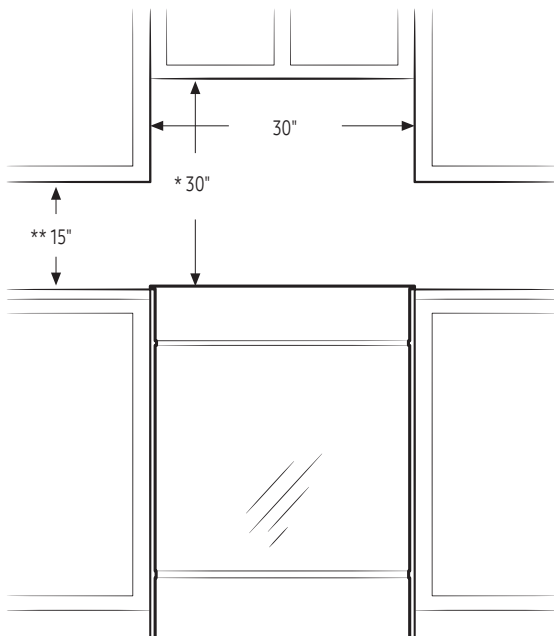
240V/208V/60 Hz

40 Amps

A: Cabinet opening min 30"

B: Acceptable electrical outlet area

IMPORTANT: If your cabinets are over 36³/₄" high, you must install this range on a hard, heat resistant support that raises the surface of the range so that it is about even with the countertop.



* 30" minimum clearance between the top of the cooking surface and the bottom of an unprotected wood or metal cabinet; or 24" minimum when the bottom of the wood or metal cabinet is protected by not less than 1/4" of flame retardant millboard covered with not less than no.28 MSG sheet steel, 0.015" stainless steel, 0.024" aluminum, or 0.020" copper.

**15" minimum between the countertop and the adjacent cabinet bottom.

IMPORTANT: Consult with Installation Manual for detailed instructions before installing. All ranges must be installed with the Anti-Tip device that is included.

