

Beautyrest

UPHOLSTERY CARE GUIDE



Exclusively distributed by Lifestyle Solutions


6955 Mowry Avenue Newark, CA 94560, USA • 510.824.6500 • 510.824.6501
877.693.8866 (toll free) • Info@lifestylesolutions.com
www.lifestylesolutions.com

The most visible sign of quality and style of an upholstery piece is the fabric, each upholstery is created with comfort, style, and function in mind. It is also the part most likely to show wear and tear and any stains.

Our sturdy wood frames are the building blocks to your quality upholstered furniture. The sinuous springs, pocket coils, and our resilient high-density foam in the seat and backrest gives the piece comfort and stability in combination with our premium upholstery materials.

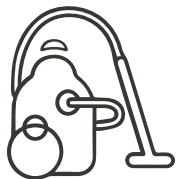
While our quality standards are of the highest, each piece of furniture is constructed with timeless craftsmanship. We are devoted to making each handcrafted piece of furniture with care, beauty and individuality. We hope the story of our furniture continues to grow in your home as you receive our products and care for them.

GENERAL CARE



Seat Cushions

Reverse, rotate, and/or fluff your seat cushions, back cushions, and throw pillows to distribute material. This will ensure even wear of your upholstered furniture, and may help retain the original softness.



Vacuum

Vacuum the seat cushions, backrest, arms, and under the seat cushions regularly. Use a soft brush attachment to remove any loose particles that could cause your upholstery to wear.



Spot and Stain Removal

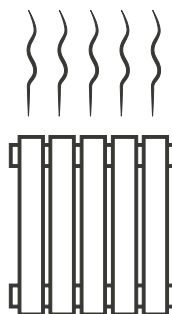
When cleaning stains use a clean, dry cloth with a mixture solution of soap and water. Make circular motions while pressing firmly against the problem area. Alternate between circular motions and simple back/forth motions. This will allow the fibers to un-matte and spring back, releasing any visible lines or perceived defects. Rinse thoroughly to remove the soap, blot moisture with a towel, and air dry. Repeat rinsing and blotting until all soap residue is removed.

PRECAUTIONS



Effects of sunlight

Sunlight can damage fibers and cause them to fade. Place furniture away from sunlight. Using window shades, blinds, or lined draperies can prevent sun damage.



Heat sources

Extreme temperature can be dangerous to upholstered furniture. Heating ducts or radiators can cause the fabric fibers to dry and fade colors. Cold, dry air from air conditioning vents can affect the fabric and the frame. Arrange furniture at least 20 inches away from any heating or air conditioning outlets. Temperature changes may cause the fabric to lose its permeability.



Spills

As careful as we all are, accidents do still happen. Immediately blot (do not rub) with a clean, dry cloth. Fast actions will reduce likelihood of damage. Remove spots and stains according to the instructions on the left.



Chemicals

Avoid using strong chemicals to clean your upholstered furniture. Many of these harsh products are not safe for use on upholstery. Evade from using household chemicals such as: detergents, window cleaners, bleaches, nail polish, nail polish remover, glue, shoe polish, and other corrosive materials.



Sharp objects

Keep sharp objects away from your upholstered furniture. Objects such as keys, toys, and pets with sharp claws can scratch, tear, and puncture the surface.