

# WF90F53AD

# SAMSUNG

## 5.3 cu. ft. Bespoke AI Ultra Capacity Front Load Washer with AI Home and AI OptiWash+



### Available Colors

 **Dark Steel**  
WF90F53ADS

 **Ivory**  
WF90F53ADY

### Features

- AI Home 7" LCD Display
- Ultra Capacity 5.3 cu. ft.
- Auto Open Door
- AI OptiWash<sup>1</sup>
- Flex Auto Dispense System
- Super Speed Wash
- AI VRT<sup>™</sup>
- MultiControl<sup>™</sup>
- Steam Wash
- ENERGY STAR<sup>®</sup> Most Efficient
- AI Bubble<sup>™</sup>
- AI Energy Mode
- Less Microfiber Cycle
- Wi-Fi Connectivity with SmartThings<sup>2</sup>
- Drum Clean+
- Interior Lighting
- Tide Pod Cold Cycle
- ADA Compliant (Accessibility)<sup>3</sup>
- Digital Inverter Motor
- 25 Total Washing Cycles
- 32 Additional Washing Options

### Convenience

- Child Lock
- Dispenser Trays: Main Wash, Softener, Bleach, Auto Detergent, Auto Softener

### Ratings



CEE Tier 3  
IMEF = 3.10  
IWF = 2.9  
103 kWh/yr

### Electrical Requirements

120 V / 60 Hz  
15 Amps

### Specifications

#### 25 Total Washing Cycles:

Normal, Heavy Duty, Bedding, Perm Press, Delicates, Activewear, Wool, Towels, Eco Cold, Rinse+Spin, Drum Clean+, Small Load, Colors, Spin Only, AI Optiwash+, Outdoor, Denim, Super Speed, Steam Sanitize, Steam Allergen, Steam Normal, Steam Whites, Power Rinse, Less Microfiber, Tide POD Cold

#### 32 Additional Washing Options:

Extra Rinse, Super Speed, Delay End, Smart Control, Drum Light, Dispenser1 - General Detergent, Dispenser2 - Specialty Detergent & Softener, Bubble Soak, Samsung accounts, Connections, Lock, Sounds, Home Device Notifications, Display, Display and Style, Bixby, Microphone, Language, Date and Time, Liquid Units, Accessibility, Software Update, Support, Reset, About Washer, Auto Dispensers, Pump Clean, My Cycles, AI Pattern, Auto Open Door, Calibration, Self Diagnosis

#### 5 Temperature Settings:

Extra Hot, Hot, Warm, Cold, Tap Cold

#### 7 Spin Settings:

Extra High, High, Medium, Low, Extra Low, No Drain, No Spin

#### 5 Soil Settings:

Extra Heavy, Heavy, Normal, Light, Extra Light

#### Warranty

**One (1) Year** Parts and Labor  
**Three (3) Years** Stainless Tub Part (Part Only)  
**Ten (10) Years** Washing DIT (Digital Inverter Motor) motor part (Part Only)<sup>4</sup>

#### Product Dimensions & Weight (WxHxD)

Dimensions: 27" x 38<sup>3</sup>/<sub>4</sub>" x 34<sup>1</sup>/<sub>2</sub>"  
Weight: 229.3 lbs

#### Shipping Dimensions & Weight (WxHxD)

Dimensions: 29<sup>3</sup>/<sub>8</sub>" x 42<sup>15</sup>/<sub>16</sub>" x 36<sup>1</sup>/<sub>4</sub>"  
Weight: 235.9 lbs

Washer	Model #	UPC Code
Dark Steel	WF90F53ADS	198957070556
Ivory	WF90F53ADY	198957070563

#### Matching Electric Dryer

Dark Steel	DV90F53AES	198957074172
Ivory	DV90F53AEY	198957074196

#### Matching Gas Dryer

Dark Steel	DV90F53AGS	198957074202
Ivory	DV90F53AGY	198957074219

Optional Accessories	Model #	UPC Code
Dark Steel Pedestal	WE602NS	198957211775
Ivory Pedestal	WE602NY	198957211782
Stacking and MultiControl <sup>™</sup> Combo Kit	SKK-RWG	198957083808

<sup>1</sup> To prevent excessive wear, wash like fabrics together. Based on AI-created algorithm.

<sup>2</sup> Requires wireless network, Samsung account and SmartThings App. The Samsung SmartThings App supports Android OS 4.0 (ICS) or later, which is optimized for Samsung smartphones (Galaxy S and Galaxy Note series). This app also supports iOS 7 or later for iPhone models. SmartThings App available in App Store and Play Store.

<sup>3</sup> ADA compliant when using 27-inch wide riser. (Riser model codes: WE272NV, WE272NW, WE272NC)

<sup>4</sup> As of 1 April 2026. 10 year warranty is limited to the Digital Inverter Motor of washers purchased on 1 April 2026 or later. A purchase receipt indicating the purchase date is required for a claim. Additional restrictions and limitations apply, see warranty for details.

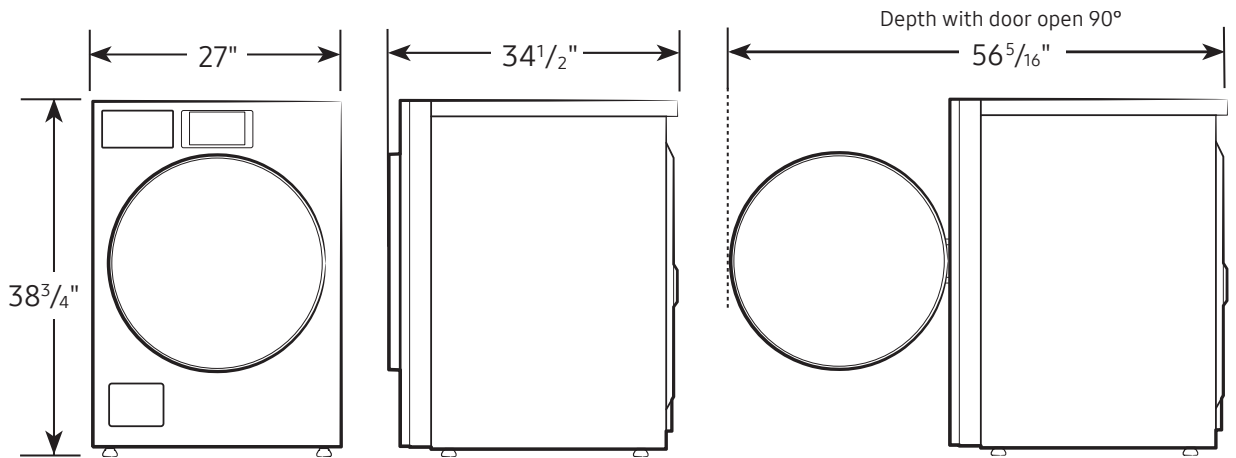
WF90F53AD

SAMSUNG

# 5.3 cu. ft. Bespoke AI Ultra Capacity Front Load Washer with AI Home and AI OptiWash+

## Dimensions

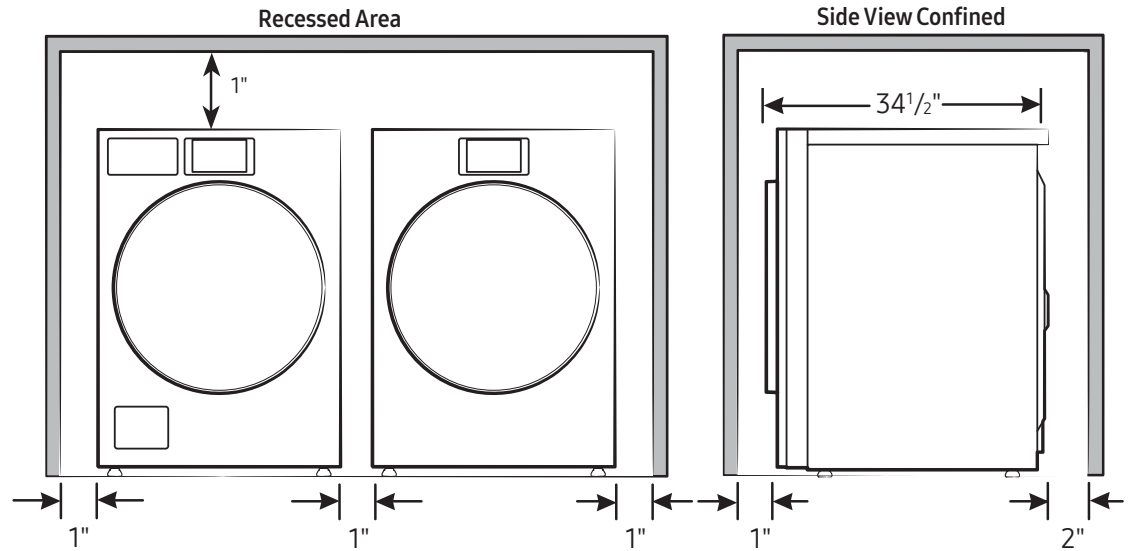
Required dimensions for installation with pedestal:



## Installation Specifications – Side-by-Side

If the washer and dryer are installed together or the dryer alone, the closet front must have two unobstructed air openings for a combined minimum total area of 72-inch<sup>2</sup>. Your washer alone does not require a specific air opening.

Alcove or closet installation  
Minimum clearance for closet and alcove installations:



## Connection Dimensions

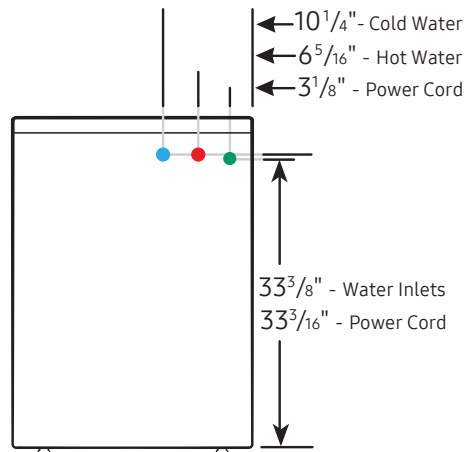
Back view of washer

### LEGEND:

- Cold Water Connection
- Hot Water Connection
- Power Cord

Actual color may vary. Design, specifications, and color availability are subject to change without notice. Non-metric weights and measurements are approximate.

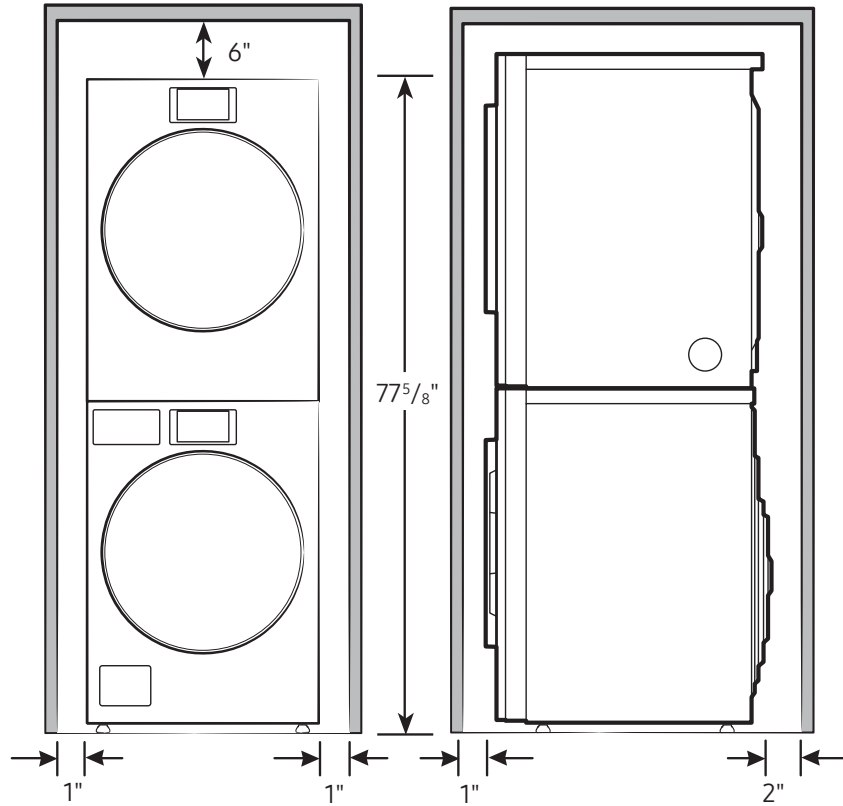
©2026 Samsung Electronics America, Inc., 85 Challenger Road, Ridgefield Park, NJ 07660. Tel: 800-SAMSUNG.samsung.com. Samsung is a registered trademark of Samsung Electronics Co., Ltd.



**5.3 cu. ft. Bespoke AI Ultra Capacity Front Load Washer with AI Home and AI OptiWash+**

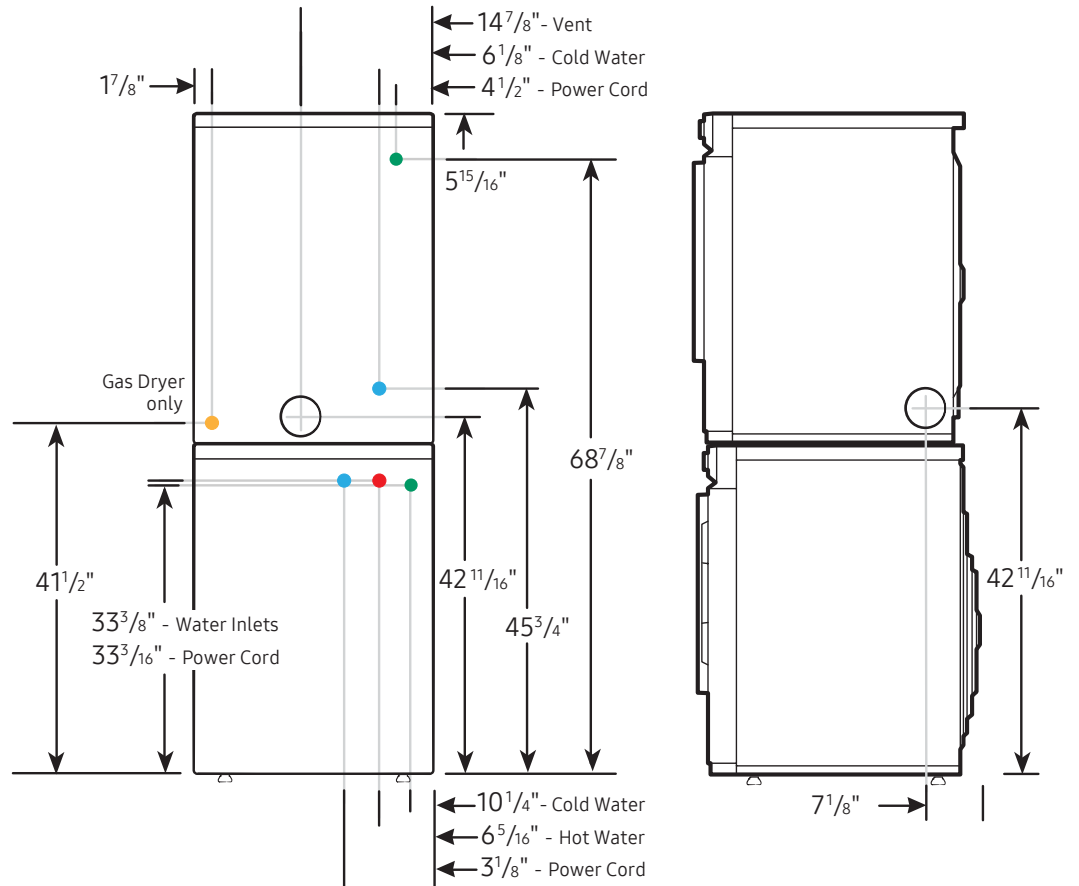
**Installation Specifications – Stacked Pair**

Clearances indicated are for stacked pairs. The closet front must have two unobstructed air openings for a combined minimum total area of 72-inch<sup>2</sup>.



**Connection Dimensions**

Back and side views of stacked pair



- LEGEND:**
- Cold Water Connection
  - Hot Water Connection
  - Power Cord
  - Vent
  - Gas Connection

Actual color may vary. Design, specifications, and color availability are subject to change without notice. Non-metric weights and measurements are approximate.