

nutribullet® ultra plus+

Coffee & Spice
Grinder Attachment



Scan here to
access delicious
recipes for the
nutribullet®
Ultra Plus+



User guide.



WARNING! Reduce the risk of serious injury by reading the User Guides to your nutribullet® Ultra Plus+ blender and Coffee & Spice Grinder Attachment before operating. Save these instructions. Ensure anyone who uses the nutribullet® knows how to do so safely.

Important safeguards.

When operating your nutribullet® Ultra Plus+, remember: **SAFETY COMES FIRST. READ THESE SAFEGUARDS CAREFULLY AND THOROUGHLY BEFORE OPERATING.**

WARNING! To avoid the risk of serious injury, death, property damage, or damage to your device, carefully read all instructions before operating your nutribullet® Ultra Plus+. If you let anyone else use your nutribullet® device, make sure that they read and understand the health and safety information in this User Guide, as well. When using any electrical appliance, basic safety precautions should always be observed, including the following important information.

! Save these instructions! • FOR HOUSEHOLD USE ONLY

GENERAL USE AND SAFETY:

- **READ ALL INSTRUCTIONS.** Failure to follow all instructions regarding the use of your nutribullet® Ultra Plus+ blender and Ultra Plus+ Coffee & Spice Grinder may result in serious personal injury, death, or property damage.
- This appliance is not intended for use by persons (including children) with reduced physical, sensory, or mental capabilities, or lack of experience and knowledge.
- Never leave your nutribullet® device unattended while in use. Close supervision is required when any appliance is used in the presence of children to ensure that they do not play with the appliance.
- To protect against risk of electrical shock, never operate your nutribullet® device near water or on a wet surface. Do not immerse the cord, plug, Grinder, or Motor Base in water or other liquid.
- The nutribullet® Ultra Plus+ features a polarized plug designed with one prong wider than the other to reduce the risk of electrical shock. This plug will only fit into a polarized outlet one way. If the plug does not initially fit

into the desired outlet, try reversing the plug. If it still does not fit, contact a qualified electrician. Do not modify the plug or outlet in any way.

- Do not let the cord hang over edge of a table or counter, or touch hot surfaces.
- Do not operate your nutribullet® device after a malfunction, or if the unit is dropped or appears to be damaged. Contact Customer Service at **1 (800) 523-5993** for assistance.
- This device is not microwave-safe. **DO NOT** place any nutribullet® parts or accessories in the microwave.
- Use of incompatible or aftermarket parts may result in damage to your nutribullet® Ultra Plus+ or Ultra Plus+ Coffee & Spice Grinder and may create safety hazards that pose a risk of personal injury or property damage. When ordering replacement parts, always use genuine nutribullet® parts and accessories from a reputable retailer, such as **nutribullet.com**. You may also contact Customer Service at **1 (800) 523-5993** for assistance in ordering replacement parts.

COFFEE & SPICE GRINDER PRECAUTIONS:

- Always check the device for any foreign objects or damage before use.
- **NEVER** add liquids to the Grinder attachment. Doing so can damage the product.
- Do not grind ice. The Grinder attachment is not intended to be used as an ice crusher. Doing so can damage the product and may cause serious injuries.
- Do not use the Grinder for anything other than its intended use.
- Do not place the Grinder attachment in a microwave, conventional oven, or air fryer, or on a stovetop.
- The Grinder attachment is top-rack dishwasher-safe. **NEVER** use the sanitize or heat cycle when the Grinder attachment is in the dishwasher, as it may warp the product and possibly cause hazardous conditions. **NEVER** place the Motor Base in the dishwasher.
- Do not use the Grinder attachment as a storage container or store it in a refrigerator or freezer.
- Avoid contact with moving parts. **ALWAYS** make sure that the Motor Base is powered off and the blades have come to a complete stop before removing the attachment.
- Unplug the device from the outlet when not in use, and ensure that all moving parts and blades have come to a complete stop before removing the lid and disassembling parts, and before cleaning. To unplug, grasp the plug and pull from the outlet. Never pull from the power cord.
- Be aware of possible hazards when using or storing your nutribullet® Ultra Plus+.
- **DO NOT USE OUTDOORS.**

Save these instructions!

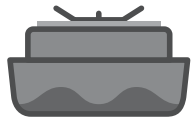
Contents.



- 1 Important safeguards**
- 5 What's included**
- 6 Assembly**
- 7 Using your nutribullet® Ultra Plus+
Coffee & Spice Grinder Attachment**
- 10 Troubleshooting**
- 11 Care & maintenance**
- 13 nutribullet® Ultra Plus+
Coffee & Spice Grinder Attachment
One Year Limited Warranty**

Thank you for purchasing the nutribullet® Ultra Plus+ Coffee & Spice Grinder Attachment.

What's included.

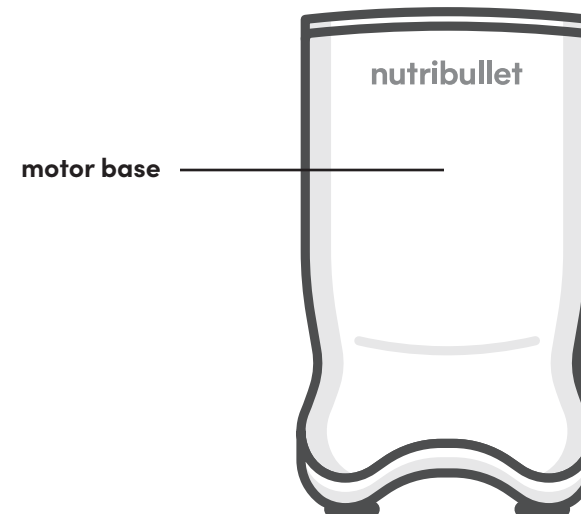
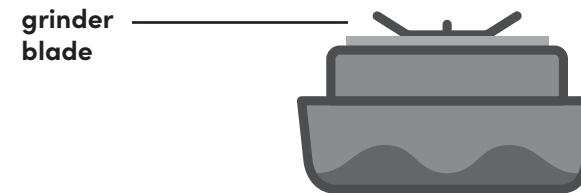
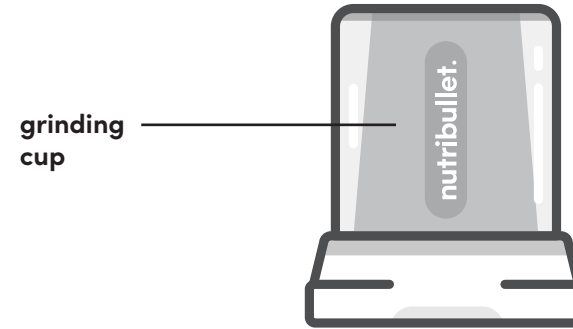


grinder blade



grinding cup

Assembly guide.



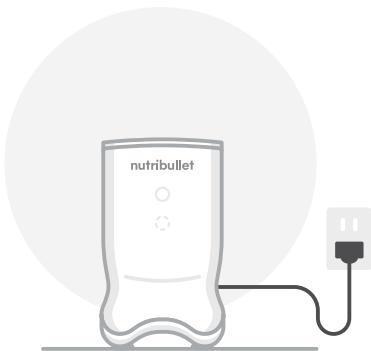
To see our full list of nutribullet® accessories, please visit: [nutribullet.com](https://www.nutribullet.com)

Using your nutribullet® Ultra Plus+ Coffee & Spice Grinder Attachment.



WARNING: KEEP THESE IMPORTANT SAFEGUARDS IN MIND WHEN USING THE NUTRIBULLET®:

- Never leave your nutribullet® device unattended while in use.
- Always check your Coffee & Spice Grinder for any foreign objects or damage before using.
- Do not add liquid ingredients to the Coffee & Spice Grinder.
- Do not grind ice with the Coffee & Spice Grinder.



- 1** Place the nutribullet® Ultra Plus+ **Motor Base** on a clean, dry, and level surface. Ensure that it is plugged in and powered on.



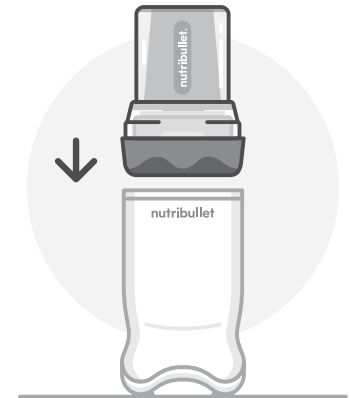
- 2** Open the **Grinder** by twisting the **Grinding Cup** clockwise.



- 3** Add ingredients to the **Grinding Cup**. **DO NOT** exceed the MAX line.



WARNING: Do not overfill the Grinder. Overfilling may prevent the blades from spinning freely, causing the Motor Base to overheat and thereby engaging the thermal safety breaker. If the Motor Base comes to an unprompted stop at any point, this likely indicates that the motor has overheated. Wait for the Motor Base to cool down (approximately 15 minutes), then resume use.



- 4** Secure the **Grinding Cup** onto the **Grinder Blade**, then place it onto the **Motor Base**.



- 5** Twist the **Grinder** clockwise until it locks ("clicks") into place. This will illuminate the **Control Panel**.

NOTE: The nutribullet® Ultra Plus+ will not operate unless the attachment is locked in place.



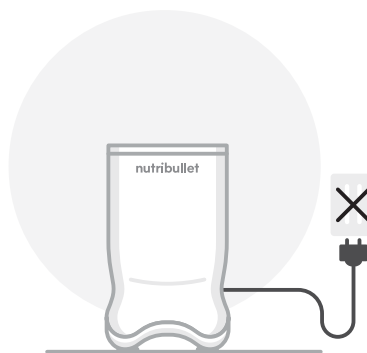
- 6** For best results, grind ingredients using short 1-to-2 second pulses until reaching your desired consistency. To pulse ingredients, press and hold the **Dashed Circle** on the front of the **Motor Base** for your desired grinding time. Release your finger from the **Dashed Circle** to stop the grinding process.



- 8** Detach the **Grinder** from the **Motor Base**. Open the **Grinding Cup** to access your ingredients.



- 7** Once the grinding process has stopped, unlock the **Grinder** attachment by twisting counter-clockwise.



- 9** Remove the plug from the outlet and store your nutribullet® Ultra Plus+ safely, making sure that the cord is not left hanging over the edge of a table or counter, or touching any hot surfaces.

Troubleshooting.

PROBLEM:

My nutribullet® Ultra Plus+ won't turn on.

SOLUTIONS:

- Check your outlet. Ensure that the Motor Base is plugged in properly and that the Grinder is locked ("clicked") into place on the Motor Base.

PROBLEM:

My nutribullet® Ultra Plus+ won't turn off.

SOLUTIONS:

- Unplug the power cord from the outlet. Make sure that the Motor Base is powered off and that the blades are completely stopped before removing the Grinder.

PROBLEM:

The coffee/spices are not evenly ground.

SOLUTIONS:

- Select and hold the Dashed Circle on the Control Panel for pulse grinding. Hold the Dashed Circle icon until your coffee or spices are ground to satisfaction.

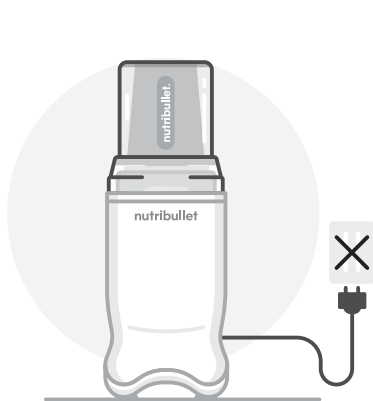
Maintenance & storage.



WARNING: KEEP THESE IMPORTANT SAFEGUARDS IN MIND WHEN USING THE NUTRIBULLET®:

- **SHARP BLADES, ALWAYS** use caution when handling or cleaning the Blades or Discs.
- **DO NOT** remove any attachment until the Blades or Discs have come to a complete stop.
- **NEVER** place a partially-assembled Blade Assembly onto the Motor Base. Only place fully-assembled components on the Motor Base.
- **ALWAYS** unplug the unit when not in use, before assembling or disassembling parts, and before attempting to clean.
- **DO NOT** use the Grinder attachment as a storage container.
- **ALWAYS** clean components after each use.


CLEANING:



- 1** Unplug the **Motor Base** from the outlet.



- 2** Disengage the **Grinder** attachment from the **Motor Base**.



- 3** Disassemble the **Grinding Cup** and **Grinder Blade**.



WARNING: Use caution when handling the Blade.



- 4** If using a dishwasher, wash the **Grinder Blade** and **Grinding Cup** in the top rack only.



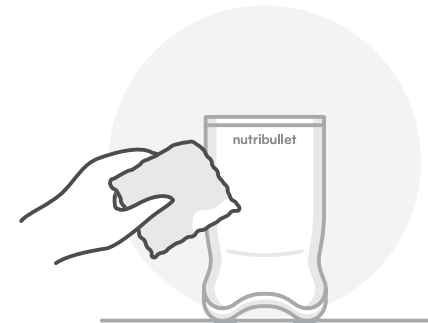
WARNING: NEVER wash **Grinder** components using the **sanitize** or **heat cycle** of the dishwasher. **DO NOT** immerse the **Motor Base** in water or other liquid.



- 5** Alternatively, you can wash the **Grinding Cup** and **Grinder Blade** by hand, using a sponge or cloth, soap, and water.



WARNING: Blades are sharp, use caution when handling and cleaning the Blade Assembly.



- 6** Clean the **Motor Base** with a damp sponge or cloth.

STORAGE:

- Store your nutribullet® Ultra Plus+ blender and Coffee & Spice Grinder in a dry, cool, and clean place. Make sure the power cord is safely tucked away.



WARNING: Never leave an exposed Blade Assembly in the Motor Base.

nutribullet® Ultra Plus+ Coffee & Spice Grinder Attachment One-Year Limited Warranty.

LIMITED WARRANTY FOR NUTRIBULLET®

Capital Brands Distribution, LLC's limited warranty obligations are confined to the terms set forth below:

Capital Brands Distribution, LLC, ("nutribullet") warrants this nutribullet® against defects in materials and workmanship for a period of one year from the date of original retail purchase or date of delivery of the product. This limited warranty is valid only in the country where the product is purchased and comes with the product at no extra charge; however, shipping and processing fees will be incurred for returns, replacements, and/or refunds.

If a defect exists, and this limited warranty is valid, at its option, nutribullet® will (1) repair the product at no charge, using new or

refurbished replacement parts, (2) exchange the product with a product that is new or that has been manufactured from new or serviceable used parts and is at least functionally equivalent to the original product, or (3) refund the purchase price of the product. A replacement product assumes the remaining warranty of the original product. A repaired product has a one-year warranty from the date of delivery of the product to the consumer. When a product or part is exchanged, any replacement item becomes your property, and the replaced item becomes nutribullet's property. When a refund is given, your product becomes nutribullet's property.

OBTAINING WARRANTY SERVICE

For limited warranty service, call our customer service department at **1 (800) 523-5993**, or

contact us via email from our website at **nutribullet.com**. Click the Contact Us link, fill out and submit the customer contact form, and we will gladly assist you. When you contact our customer service department, you will be asked for your name, address, and telephone number, and to provide proof of the original purchase (receipt) containing a description of the product(s), purchase date or date of delivery, and the appropriate nutribullet® serial number(s). Before you send your product in for limited warranty service, please keep a copy of all relevant documents for your files (receipt, etc.). It is always recommended to purchase product insurance and tracking services when sending your product in for service. Shipping and processing fees will be incurred and are not covered by the nutribullet® One-Year Limited Warranty.

EXCLUSIONS & LIMITATIONS

This nutribullet® One-Year Limited Warranty applies only to nutribullet® products distributed by or for nutribullet® that can be identified by the "nutribullet" trademark, trade name, logo, and bar code. nutribullet's One-Year Limited Warranty does not apply to any other products that may appear authentic but were not

distributed/sold by nutribullet, LLC. This limited warranty does not cover normal wear and tear. This limited warranty applies to consumer use only and is void when the product is used in a commercial or institutional setting. This limited warranty extends only to the original consumer purchaser and is not transferable. In addition, proof of purchase must be demonstrated.

Repair or replacement of the product (or, if repair or replacement is not feasible, a refund of the purchase price) is the exclusive remedy of the consumer under this limited warranty. nutribullet®, LLC shall not be liable for any incidental or consequential damages for breach of this limited warranty or any implied warranty on this product.

This limited warranty gives you specific legal rights, and you may also have other rights that vary from state to state. nutribullet® is not liable for any damage to products not covered by this warranty (e.g., cups, books, User Guide). This limited warranty does not apply (a) to damage caused by accident, abuse, misuse, or misapplication; (b) to damage caused by improper maintenance (including unauthorized parts service);

(c) to a product or a part that has been modified in any way; (d) if any nutribullet® serial number or trademark has been removed or defaced; and/or (e) if the product has been used with an adapter/converter.

THIS LIMITED WARRANTY AND THE REMEDIES SET FORTH ABOVE ARE EXCLUSIVE AND IN LIEU OF ALL OTHER WARRANTIES, REMEDIES, AND CONDITIONS, WHETHER ORAL OR WRITTEN, EXPRESSED OR IMPLIED. NUTRIBULLET® SPECIFICALLY DISCLAIMS ANY AND ALL IMPLIED WARRANTIES, INCLUDING, WITHOUT LIMITATION, WARRANTIES OF MERCHANTABILITY AND FITNESS FOR A PARTICULAR PURPOSE. IF NUTRIBULLET® CANNOT LAWFULLY DISCLAIM IMPLIED WARRANTIES UNDER THIS LIMITED WARRANTY, ALL SUCH WARRANTIES, INCLUDING WARRANTIES OF MERCHANTABILITY AND FITNESS FOR A PARTICULAR PURPOSE ARE LIMITED IN DURATION TO THE DURATION OF THIS LIMITED WARRANTY.

No nutribullet® reseller, agent, or employee is authorized to modify this warranty.

NUTRIBULLET® IS NOT RESPONSIBLE FOR DIRECT, SPECIAL, INCIDENTAL, OR CONSEQUENTIAL DAMAGES

RESULTING FROM ANY BREACH OF WARRANTY OR CONDITION, OR UNDER ANY OTHER LEGAL THEORY, INCLUDING BUT NOT LIMITED TO LOST PROFITS, DOWNTIME, GOODWILL, OR DAMAGE TO OR REPLACEMENT OF EQUIPMENT AND PROPERTY. NUTRIBULLET® SPECIFICALLY DOES NOT REPRESENT THAT IT WILL BE ABLE TO REPAIR ANY PRODUCT UNDER THIS LIMITED WARRANTY.

Some states and provinces do not allow the exclusion or limitation of incidental or consequential damages or exclusions or limitations on the duration of implied warranties or conditions, so the above limitations or exclusions may not apply to you. This warranty gives you specific legal rights, and you may also have other rights that vary by state or province.

Capital Brands Distribution, LLC | nutribullet.com | All rights reserved.

nutribullet® and the nutribullet® logo are trademarks of CapBran Holdings, LLC registered in the U.S.A. and worldwide.

Illustrations may differ from the actual product. We are constantly striving to improve our products, therefore the specifications contained herein are subject to change without notice.

NB50550_241126