

PARASITOLOGY



HARDY
DIAGNOSTICS

A Culture of Service™

PARASITOLOGY

Contents

3	Collection and Transports	10	Control Slides for Stains
5	Fecal Concentrating Systems	11	Parasite Suspensions
6	Centrifuge Tubes	12	Culture Media for Amoeba
7	Stains and Reagents	13	Microscope Supplies
9	Staining Accessories	14	Rapid Tests



Taenia solium egg



At Hardy Diagnostics...

You're not just a number. You're not a figure on a graph in a quarterly report. At Hardy Diagnostics, you're a partner. From laboratories that utilize our tests to diagnose illness, to our employee owners who ensure that every lot meets your rigorous expectations, Hardy Diagnostics is about a group of people coming together to better the world, one test at a time.

Hardy Diagnostics is a 100% employee-owned company that is licensed by the FDA as a medical device manufacturer, and its quality management system is ISO 13485 certified. Hardy Diagnostics has been helping people live healthier lives since 1980.

Our microbiology products are used all over the world to diagnose and prevent disease. The dedication and skill of the people who work here have resulted in remarkable success.

Hardy Diagnostics donates 1% of its earnings to non-profit organizations and proudly supports a variety of charities and organizations in our communities.

In 2023, Hardy Diagnostics was awarded with the Premier GPO contract #PP-LA-640 and the U.S. Government GSA contract #47QSWA22D0077.



Collection and Transports

C&S Medium, Modified Cary Blair

Culture & Sensitivity medium provides a method for collecting and storing fecal specimens for the culture of intestinal enteric bacteria. Recommended for the recovery of *Shigella*, *Salmonella*, *Campylobacter*, and *Vibrio* species. A pH indicator is included to detect acidic conditions which are harmful for the recovery of enteric pathogens.

100/case 280505

100/case (with bags) 280505WB

Formalin 10%

Neutral Buffered Formalin is an aqueous solution of formaldehyde buffered with sodium phosphate.

1 gallon, each 575A128

PVA Fixative, Modified

Modified PolyVinyl Alcohol (PVA), an excellent alternative to mercuric chloride PVA for permanent staining.

32 oz, each VPM032

ParaPak® Modified PVA/10% Formalin

Two vial system designed for the collection, transport, and preservation of stool specimens for intestinal parasites. Modified PVA Fixative for permanent staining that contains copper sulfate instead of mercuric chloride to eliminate the disposal problems associated with mercury. 10% Formalin (Neutral Buffered Formalin) is the recommended fixative for preserving fecal specimens for concentration and direct examination.

120 kits/case 300812

ParaPak®, Ecofix®

This ecologically safer fixative contains no formaldehyde or mercury. It is suitable for direct examination, concentration, and permanent stain from the same specimen.

120/case 901312



ParaPak®, Enteric Plus

This system is a modification of Cary Blair, designed for the collection, transport, preservation, and culture of bacterial enteric pathogens from fecal specimens.

120/case 900812

Pinworm Paddle Collector

A clear polystyrene paddle with light adhesive on one side, allowing easy collection of pinworm and ova for microscopic examination. Features an integrated collector cap and crack-resistant polypropylene vial.

150/case V302PIN

Total-Fix™/C&S /Clean Fixative Vial Set

The Total-Fix™/C&S/Clean fixative is a three vial system for the preservation of fecal specimens.

36 kits/case 89117

Total-Fix™ Fixative

The Total-Fix™ fixative is a single vial system for the preservation of fecal specimens. Total-Fix™ preserved fecal specimens can be used for formalin sedimentation concentration, permanent stained smears, and most fecal immunoassays, such as DFA for *Cryptosporidium* spp. and *Giardia lamblia*.

100/case 280705

Zinc PVA/Formalin Vial Set

An excellent alternative to mercuric chloride PVA for permanent staining. Formalin 10% fixative is recommended for preservation of fecal material used in concentration.

50 kits/case 89006

Zinc PVA, Parasitology Fixative

Zinc Sulfate PVA-Mercury-free fixative. An excellent alternative to mercuric chloride PVA for permanent staining.

16 oz, each 2803A16



Helminths worms and their eggs

Fecal Concentrating Systems

ParaCon™ Filter Funnels

The ParaCon™ filter-funnel device provides a standard and consistent mesh size and allows filtration of fecal material without clogging.

96 funnels/per box PK96

1,000 funnels/per case PK1000



Para-Pak® CON-Trate® System

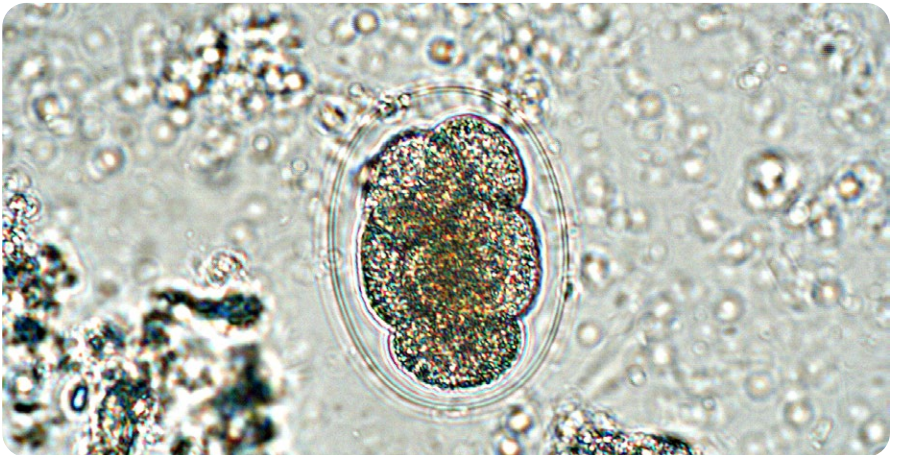
A complete system for concentrating and recovering helminth eggs, larvae and protozoan cysts from feces.

Contains 50 filtering devices, 50 disposable centrifuge tubes with caps, Reagent A (MucoPenX) in a 15ml dropper bottle and Reagent B (Ethyl Acetate) in a 225ml container.

50 sets/case 960050



Hookworm egg



Centrifuge Tubes

Sterile Centrifuge Tube

Blue screw cap, black printed graduations, white printed writing space, non-skirted, racked, sterile.

Material:

Tube: Polypropylene (PP)

Cap: High Density Polyethylene (HDPE)

Spin rate: 8,500 RPM

Temperature range: -20°C to +121°C

Centrifuge Tube, Sterile Racked, 15ml, 50 tubes/rack, 500/case

6286

50ml, 25 tubes/rack, 500/case

6289

15ml Centrifuge Tube



50ml Centrifuge Tube

Non-Sterile Centrifuge Tube

Blue screw cap, black printed graduations, white printed writing space, non-skirted, bulk packed, non-sterile.

Material:

Tube: Polypropylene (PP)

Cap: High Density Polyethylene (HDPE)

Spin rate: 8,500 RPM

Temperature range: -20°C to +121°C

15ml, 500/case

6284

50ml, 500/case

6287



Cat. no. 6286

Centrifuge Tube, Self-Standing

50ml centrifuge tube with separate red screw cap, skirted for self-standing, printed white graduation marks, non-sterile, bulk-packed.

Material:

Tube: Polypropylene (PP)

Cap: High Density Polyethylene (HDPE)

Spin rate: 5,000 RPM

Autoclavable (without screw cap)

50ml, 500/case

6255



Stains & Reagents

Acid Alcohol 90%

Acetic acid in alcohol solution.
Decolorizer, a component of the
trichrome procedure.

32 oz, each 3720A32

Carbol Xylene

16 oz, each VXZ016

32 oz, each VXZ032

Cryptosporidium Stain, Modified (Partial)

Partial acid-fast stain kit recommended
for *Cryptosporidium* and *Isospora*
species.

Partial AFB Stain Kit with Methylene
Blue counterstain
4 x 8 oz bottles/kit 482K

Partial AFB Stain Kit with Malachite
Green counterstain
4 x 8 oz bottles/kit 482KMG

Ethanol 70%

For trichrome and other uses, reagent
grade.

32 oz, each VXB032

One gallon, each 3716A128

Envirene, Xylene Substitute

An odorless (no citrus smell) non-toxic
substitute for xylene or procedures
that call for xylene, such as
histology and parasitology.

16 oz, each CE016

1 gallon, each CE128

Ethyl Acetate

For preparing parasite concentrations.
16 oz, each ET105

Ethanol 95%

For trichrome stains and other uses.
32 oz, each VXC032

1 gallon, each 3719A128

Iodine Alcohol

For removing mercury deposits in
Schaudinn or PVA fixed fecal smears.

16 oz, each VXI016

1 gallon, each VXI128

Kinyoun Carbol Fuchsin with Methylene
Blue counterstain, Cat. no. 482K





Wheatley's Trichrome Stain
16 oz, Cat. no. T016

Schaudinn's Fixative, Modified

Mercury-free (copper sulfate formula) and used as an on-slide parasite fixative for fresh fecal smears.

Modified Schaudinn's Fixative is used in Wheatly trichrome stain procedures and prevents distortion of parasitic elements.

16 oz, each VXM016

32 oz, each VXM032

Trichrome Starter Kit

Trichrome parasitology starter kit (Wheatley's Procedure) has everything you need to get going. This single, convenient package contains all the materials to prepare stained fecal smears.

The kit contains:

- 8 ounces each of Schaudinn's Fixative and Trichrome Stain
- 16 ounces each of Carbol Xylene, Xylene, Iodine Alcohol, 70% Ethanol, 95% Ethanol, 90% Acid Ethanol
- 10 reusable Coplin Jars

Additionally, Hardy sells a refill kit (Cat. no. VXR010) with all of the above listed items except Coplin Jars.

Kit VXF019

Iodine, Dobell and O'Connor

A weak iodine solution recommended for use in staining protozoan cysts. This preparation is a 1:5 dilution of Lugol's Iodine.

Amber glass bottle, 15ml Z66

Mayer's Albumin

Used to adhere fecal specimens to glass slides in the Modified Iron Hematoxylin/Kinyoun or trichrome staining process.

15ml, each Z69

Modified Trichrome Blue Stain

For staining microsporidia, isospora, and cyclospora. Contains aniline blue.

16 oz, each MT016

Staining Accessories

Coplin Jar, Plastic

For manual staining procedures, jars are white plastic with a screw-on top to minimize evaporation. These jars are for use in all staining procedures, with slots on top to eliminate slide contact. Each jar holds 5 slides in upright position or 10 slides back-to-back. Each


VCJ001



Slide Staining Rack

This stainless steel staining rack is designed for use with laboratory sinks of various sizes. Triangular slide supporting rods have a tapered top and contact the slides only in a narrow zone. Rack can be easily and quickly adjusted to fit sinks up to 53.4cm (21") inside dimensions. 24" long, each

15153821



Control Slides for Stains

Acid-Fast Control Slide

This quality control slide provides two air-dried and methanol-fixed droplets within two etched circles. The circle nearest the label contains a droplet of an acid-fast-positive *Mycobacterium*. The circle furthest from the label contains a droplet of an acid-fast-negative *Cryptosporidium* in a fecal smear sample and contains acid-fast-negative intestinal bacteria.

10 slides/box SL4010

Blood Parasite Control Slide

This quality control slide provides an air-dried, methanol-fixed, blood parasite smear containing *Plasmodium*, *Babesia*, or *Trypanosoma*.

10 slides/box SL9010

Cryptosporidium Control Slide

This quality control slide provides a single air-dried and methanol-fixed fecal smear containing acid-fast-positive *Cryptosporidium* and acid-fast-negative intestinal bacteria.

10 slides/box SL4510

Intestinal Protozoa, SAF, Control Slide

Each slide has a single air-dried, SAF-preserved fecal smear with a representative intestinal protozoa, usually *Giardia lamblia*.

10 slides/box SL1510

Intestinal Protozoa, Zinc PVA Control Slide

Each slide has a single air-dried, Zinc PVA preserved fecal smear with a representative intestinal protozoa, usually *Giardia lamblia*.

10 slides/box SL1010

Pneumocystis carinii Control Slide

This quality control slide provides a single air-dried and methanol-fixed non-human tissue preparation containing *Pneumocystis*.

10 slides/box SL7010

Q-Slide™ AFB Control Slide

A convenient ready-to-stain control slide that will test both your stain solutions and your staining techniques. Positive and negative stain control organisms are affixed to the circles in each Q-Slide™.

5/pk Z301

Acid-Fast Control Slide,
Cat. no. SL4010



Parasite Suspensions for QC

Parasite suspensions are packaged in a vial containing 1ml of a particular parasite species. A Certificate of Analysis is available for each lot of parasite suspension that includes detailed information about the parasite. Choose from these common microorganisms below:

Parasitology	FP01	<i>Giardia lamblia</i> Parasite Suspension
	FP02	<i>Cryptosporidium</i> species Parasite Suspension
	FP03	<i>Diphyllobothrium latum</i> Parasite Suspension
	FP04	<i>Taenia</i> species Parasite Suspension
	FP05	<i>Ascaris lumbricoides</i> Parasite Suspension
	FP06	<i>Strongyloides stercoralis</i> Parasite Suspension
	FP08	<i>Trichuris trichiura</i> Parasite Suspension
	FP09	<i>Iodamoeba buetschlii</i> Parasite Suspension
	FP10	<i>Necator americanus</i> Parasite Suspension
	FP11	<i>Hymenolepis nana</i> Parasite Suspension
	FP12	<i>Endolimax nana</i> Parasite Suspension



Features

- Ready-to-use
- Hassle-free packaging
- Room temperature storage
- Certificate of Analysis
- CE Marked medical IVD

Applications

- QC of diagnostics kits and methods
- Microscopic Examination
- Traditional staining procedures
- Proficiency programs
- Education

Culture Media for Amoeba

Free-Living Amoeba Media

For the detection of *Acanthamoeba* and *Naegleria* species from clinical and environmental samples. Microscopic examination beginning on the second day of incubation reveals the presence of typical “feeding tracks,” which indicates presence of amoebae. Requires *E. coli* stock culture (not provided) for use in preparing the bacterial lawn on the Non-Nutrient Agar plates.

Page’s Saline

For the preparation of suspension used to inoculate Non-Nutrient agar plates. 13x100mm polycarbonate tube, 2ml, 20/pk

R225

Non-Nutrient Agar

Non-Nutrient Agar plate for the detection of free-living amoebae including *Acanthamoeba* and *Naegleria* spp.

15x100mm plate, 10/pk

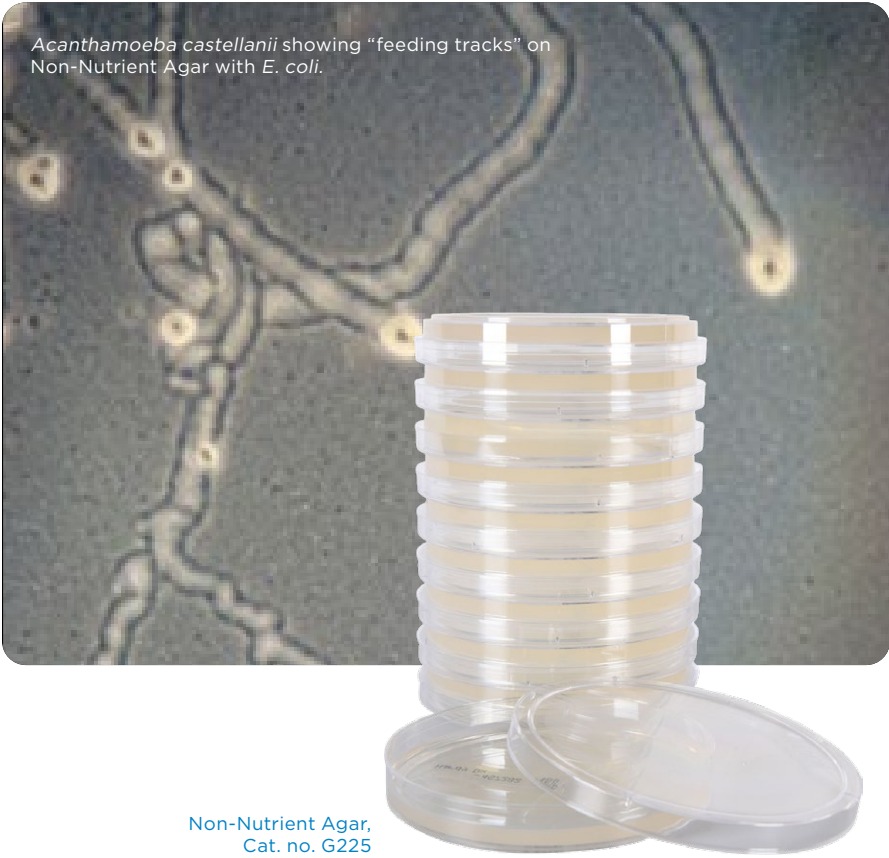
G225

Acanthamoeba Broth (PYG)

For the maintenance of *Acanthamoeba* stock cultures.

16x100mm tube, 5ml, 20/pk

K225



Non-Nutrient Agar,
Cat. no. G225

Microscope Supplies

Bibulous Blotting Paper

High quality, highly absorbent papers manufactured for minimum linting and shedding. Recommended for drying slides and small parts or components. 50 sheets per book. 12 books/pack

28511007

Bibulous Blotting Paper



Cover Glass

High-quality, borosilicate cover glass is non-corrosive and non-fogging and is devoid of scratches, bubbles, and striations. The flatness provides a uniform distortion-free surface. A desiccant is added to each box to ensure that moisture doesn't degrade the cover glass. Convenient plastic storage container allows for easy stacking on the shelf.

18x18mm, 1 oz box	1818HD
22x22mm, 1 oz box	2222HD
22x40mm, 1 oz box	2240HD
24x40mm, 1 oz box	2440HD
24x50mm, 1 oz box	2450HD

Lens Paper, Non-linting

For cleaning microscope lenses, safety glasses, goggles, and more with no scratching. Dust-free lens paper tissues are ideal for use with liquid cleaners. 4x6 inches, 50 sheets/pk, 12/pks

52846001

ProSlide™ Microscope Slides

Single frosted one end on one side. White glass, beveled edges. Available in the super clean and polished premium grade or economy grade. The economy slide is not recommended for hematology use. 3x1 inches x 1mm, 72/box:

frosted, economy	PF72E
frosted, premium	PF72P
plain, economy	PP72E
plain, premium	PP72P

Immersion Oil

Used to assist in microscopic examination at high power by increasing the resolving power.

Low Viscosity

Type A, 20ml, each	Z95
Type A, 4 oz, each	Z85

High Viscosity

Type B, 20ml, each	Z96
Type B, 4 oz, each	Z86

Lens Cleaner

An effective microscope lens cleaning solution in a dropper bottle. Safe to use on the most delicate optics. Use with lens tissue, Cat. no. 52846001. 30ml, each

Z97

Immersion Oil





Rapid Tests

PARA-TECT™ Cryptosporidium/ Giardia Direct Fluorescent Assay

This direct fluorescent assay (DFA) is an *in vitro* immunoassay for the qualitative determination of *Cryptosporidium* and *Giardia* oocysts and cysts in feces. Can be used with stools preserved in 10% formalin, SAF, or TOTAL-FIX™ Universal Fixative.
75 tests/pack MCCCG75

Merifluor®, Crypto/Giardia

Merifluor® is an *in vitro* direct immunofluorescent detection procedure for the simultaneous detection of *Cryptosporidium* oocysts and *Giardia* cysts in fecal material. Requires just 30 minutes of incubation. Bright apple-green fluorescence of the parasite against red-orange background makes rare microorganisms easy to see.
50 tests/pack 250050





HARDY DIAGNOSTICS

A Culture of Service™



Years of
Bringing You
A Culture of Service



100%
Employee Owned



Hardy Diagnostics
donates 1% of net
profits to charity.



FM 572526

Hardy Diagnostics has a Quality Management System that is certified to ISO 13485 and is a FDA licensed medical device manufacturer.

Headquarters

1430 West McCoy Lane
Santa Maria, CA 93455
800.266.2222
Sales@HardyDiagnostics.com
HardyDiagnostics.com

Distribution Centers

Santa Maria, California
Olympia, Washington
Salt Lake City, Utah
Phoenix, Arizona
Dallas, Texas
Des Moines, Iowa
Springboro, Ohio
Lake City, Florida
Albany, New York
Raleigh, North Carolina



Contract Holder

Contract # 47QSWA22D0077