



RHI
AUTOMOTIVE

MrLugnut
WHEEL ACCESSORIES

METALLOGZ

MAX
SENSOR

TWG

ACCESSORY CATALOG

2024-25





WE **IGNITE** THE ENTHUSIASM

Established in 1969, The Wheel Group (TWG) has evolved into a prominent figure in the automotive industry. At TWG, we are passionate about serving aftermarket enthusiasts with a diverse range of high-quality wheels, tires, and automotive accessories. Our commitment to excellence is not just a vision; it's a driving force behind everything we do. By consistently delivering top-tier products and innovative solutions, we ignite the enthusiasm of automotive enthusiasts worldwide. With a portfolio comprising 14 brands, TWG caters to the dynamic needs of our community. Our customer-centric approach, local support, and efficient shipping are the pillars of our success. Supporting our vast and diverse customer base, TWG operates through 17 company-owned sales and distribution facilities. While rooted in North America, where we continuously achieve growth and market penetration, TWG's impact extends globally, reaching over 40 countries and growing. At TWG, we are not just a supplier, we are a passionate ally, dedicated to powering the automotive enthusiast spirit.

OUR ACCESSORY BRANDS



Explore a world of cutting-edge wheel and tire accessories with our diverse range of products and renowned brands. Elevate your vehicle's style and performance with Mr. Lugnut lug nuts, offering a variety of styles, colors, lengths, sizes, and shapes, and are meticulously designed to ensure secure wheel placement while also adding enhanced style.

Dive into trendsetting looks with Metal Lugz, where the Spiked lugnut sets a new standard in design. Crafted from high-quality carbon steel and treated with advanced rust-inhibiting technology, the innovative 1-piece spike design not only provides a captivating appearance but also ensures safety and reliability. Each Metal Lugz kit includes a specially designed key for easy installation and added security.

At the forefront of lug nut innovation, RHI introduces a groundbreaking benchmark in design and technology. Our lug nuts, engineered to surpass OEM standards, now feature the AntiWear Lug Nuts with an 18-Point contact and Neoshield coating. With a 2-year warranty, RHI Automotive is the epitome of lug nut excellence, establishing a new standard for unparalleled durability and performance.

Experience the next level in wheel and tire accessory technology with our comprehensive lineup!

Learn more at TheWheelGroup.com



TABLE OF CONTENTS

MR. LUGNUT		METAL LUGZ	
Acorn Lug Nuts	4	Spiked Lug Kits	32
Tuner Lug Nuts	9	Hex Bolt Kits	33
Spline Lug Nuts	10	RHI AUTOMOTIVE	
Lug Bolts	13	Spline Lug Kits	35
Spline Bolts	15	Acorn Install Kits	36
Mag Lug Nuts	17	Lug Bolt Kits	38
Locks	18	Lock Sets	39
Install Kits	20	Spline Key Adapters	39
Washers, Wheel Inserts, & Wheel Weights	22	Billet Hub-Centric Adapters	39
Valve Stems & Wheel Studs	23	Warranty	40
Wheel Adapters	24	INSTALL KIT COLOR-CODED APPLICATION CHART	
Wheel Spacers	26	MAX SENSOR	
Wheel Racks	27	Tire Pressure Monitoring Systems	42
Tools	27		
Hub Rings	28		
Wheel Simulators	30		
Hub Covers	31		

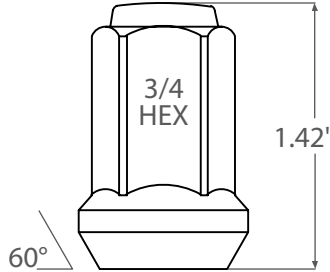


Mr. Lugnut's lug nuts are crafted as a superior alternative or enhancement for your existing lug nuts. Available in an array of styles, colors, lengths, sizes, and shapes, these lug nuts are meticulously designed to accommodate most aftermarket wheels. This ensures the secure placement of your vehicle's wheels, all while complementing the aesthetic appeal of your stylish new wheels.

ACORN

Acorn Bulge Closed-End Lug Nuts

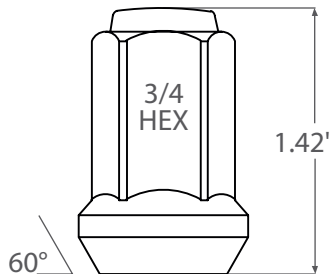
3/4" Hex - 1.42" Length



SKU	THREAD SIZE
5450	1/2" - 20 RH
5452	7/16" - 20 RH
5454	M14 x 1.5
5455	M12 x 1.5
5457	M12 x 1.25

Black Acorn Bulge Closed-End Lug Nuts

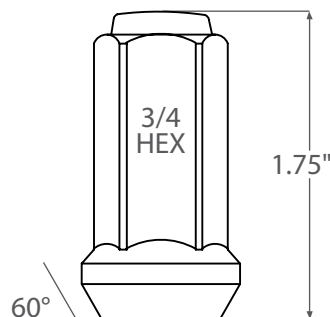
3/4" Hex - 1.42" Length



SKU	THREAD SIZE
5450-BLK	1/2" - 20 RH
5452-BLK	7/16" - 20 RH
5454-BLK	M14x1.50
5455-BLK	M12x1.50
5457-BLK	M12x1.25

Acorn Bulge Closed-End Lug Nuts - Long

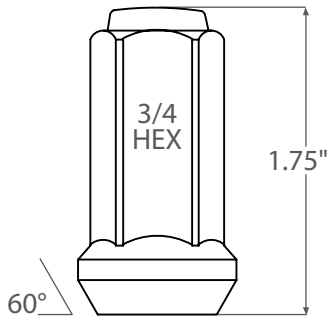
3/4" Hex - 1.75" Length



SKU	THREAD SIZE
5450L	1/2" - 20 RH
5454L	M14 x 1.5
5455L	M12 x 1.5
5456L	M14 x 2.0
5458L	9/16" - 18 RH
5459L	M12 x 1.75

ACORN

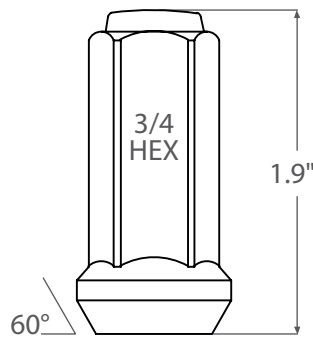
SKU	THREAD SIZE
5450L-BLK	1/2" - 20 RH
5454L-BLK	M14x1.5
5455L-BLK	M12x1.5
5456L-BLK	M14x2.0
5457L-BLK	M12x1.25
5458L-BLK	9/16" - 18 RH



Black Acorn Bulge Closed-End Lug Nuts - Long

3/4" Hex - 1.75" Length

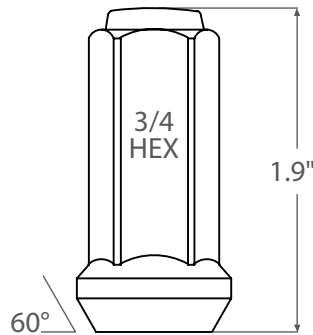
SKU	THREAD SIZE
5454XL	M14 x 1.5
5456XL	M14 x 2.0
5458XL	9/16" - 18 RH



Acorn Bulge Closed-End Lug Nuts - XL

3/4" Hex - 1.90" Length

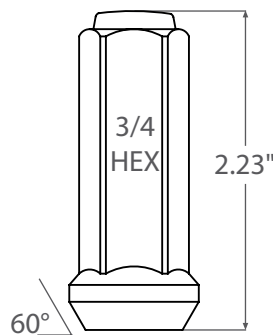
SKU	THREAD SIZE
5454XL-BLK	M14x1.5
5456XL-BLK	M14x2.0
5458XL-BLK	9/16" - 18 RH



Black Acorn Bulge Closed-End Lug Nuts - XL

3/4" Hex - 1.90" Length

SKU	THREAD SIZE
5458XXL	9/16" - 18 RH



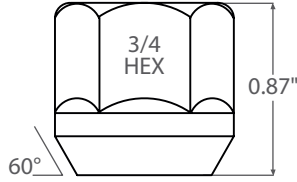
Acorn Bulge Closed-End Lug Nuts - XXL

3/4" Hex - 2.23" Length

ACORN

Acorn Open-End Lug Nuts

3/4" Hex - 0.87" Length



SKU THREAD SIZE

5350 1/2" - 20 RH

5352 7/16" - 20 RH

5354 M14 x 1.5

5355 M12 x 1.5

5356 M14 x 2.0

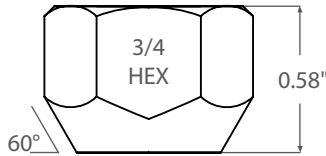
5357 M12 x 1.25

5358 9/16" - 18 RH

5359 M12 x 1.75

Acorn Open-End Lug Nuts - Short

3/4" Hex - 0.58" Length



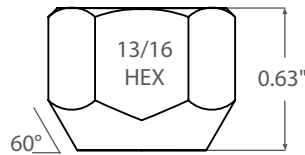
SKU THREAD SIZE

5340 1/2" - 20 RH

5345 M12 x 1.5

Acorn Open-End Lug Nuts - Short

13/16" Hex - 0.63" Length



SKU THREAD SIZE

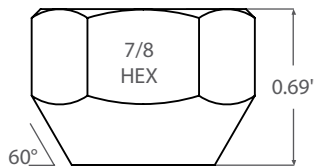
5440 1/2" - 20 RH

5442 7/16" - 20 RH

5444 M14 x 1.5

Acorn Open-End Lug Nuts - Short

7/8" Hex - 0.69" Length



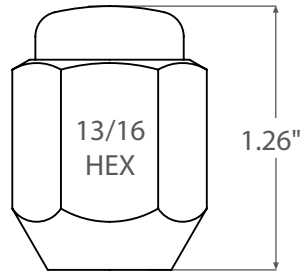
SKU THREAD SIZE

5856 M14 x 2.0

5858 9/16" - 18 RH

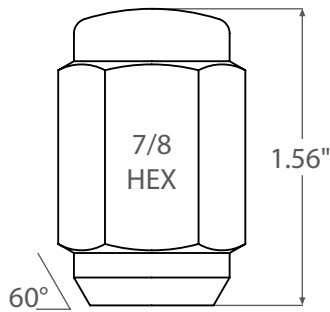
ACORN

SKU	THREAD SIZE
5404	M14 x 1.50
5405	M12 x 1.50
5407	M12 x 1.25
5408	M12 x 1.75



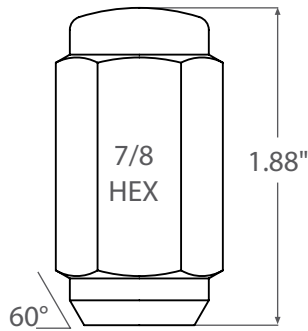
**Acorn Two-Piece
Lug Nuts**
13/16" Hex - 1.26" Length

SKU	THREAD SIZE
5258	9/16" - 20 RH
5264	M14 x 1.5
5269	M12 x 1.75



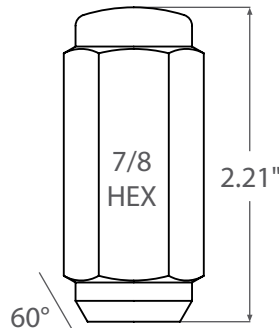
**Duplex Acorn
Lug Nuts**
7/8" Hex - 1.56" Length

SKU	THREAD SIZE
5256L	M14 x 2.0
5258L	9/16" - 18 RH



**Duplex Acorn Closed-
End Lug Nuts - Long**
7/8" Hex - 1.88" Length

SKU	THREAD SIZE
5264XL	M14 x 1.5

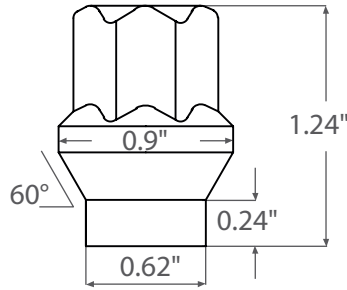


**Duplex Acorn Closed-
End Lug Nuts - XL**
7/8" Hex - (XL-2.21" Length)

ACORN/ET

ET Acorn Bulge Open-End Lug Nuts

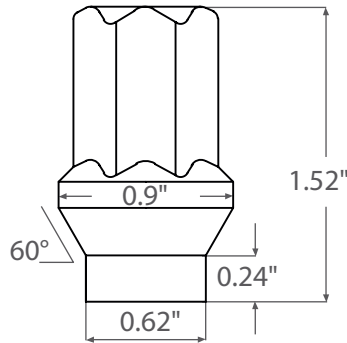
3/4" Hex - 1.24" Length



SKU	THREAD SIZE
5390-0	1/2" - 20 RH
5394-0	M14 x 1.5
5395-0	M12 x 1.5
5397-0	M12 x 1.25

ET Acorn Bulge Open-End Lug Nuts - Long

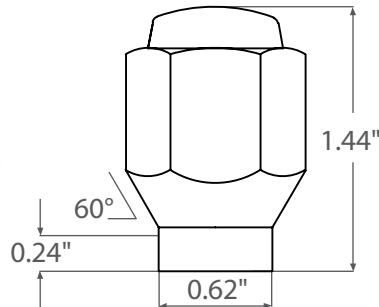
3/4" Hex - 1.52" Length



SKU	THREAD SIZE
5394L-0	M14 x 1.5

ET Acorn Bulge Closed-End Lug Nuts

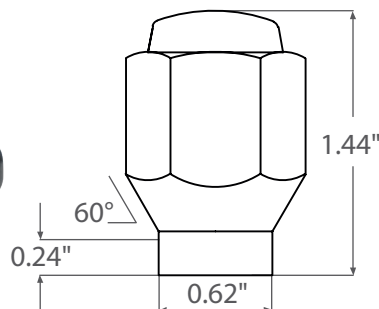
3/4" Hex - 1.44" Length



SKU	THREAD SIZE
5390	1/2" - 20 RH
5392	7/16" - 20 RH
5395	M12 x 1.5
5397	M12 x 1.25
5399	M12 x 1.75

Black ET Acorn Bulge Closed-End Lug Nuts

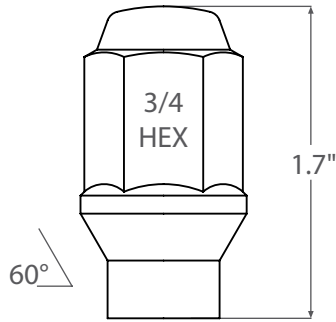
3/4" Hex - 1.44" Length



SKU	THREAD SIZE
5395-BLK	M12 x 1.5
5397-BLK	M12 x 1.25

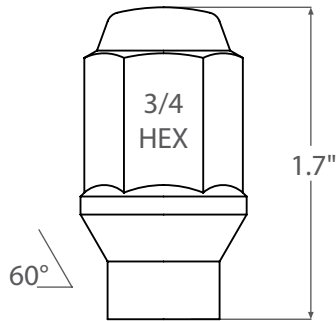
ACORN ET

SKU	THREAD SIZE
5394L	M14 x 1.5



ET Acorn Bulge Closed-End Lug Nuts
3/4" Hex - 1.7" Length

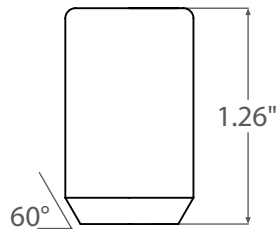
SKU	THREAD SIZE
5394L-BLK	M14 x 1.5



Black ET Acorn Bulge Closed-End Lug Nuts
3/4" Hex - 1.7" Length

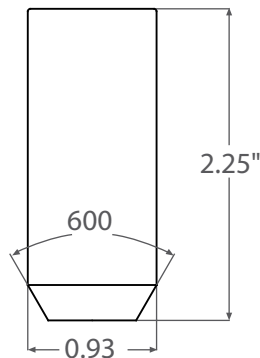
TUNER

SKU	THREAD SIZE
5640HT	1/2" - 20 RH
5642HT	7/16" - 20 RH
5647HT	M12 x 1.25



Tuner Passenger Open-End Lug Nuts
1.26" Length Use With Spline Key #TK670

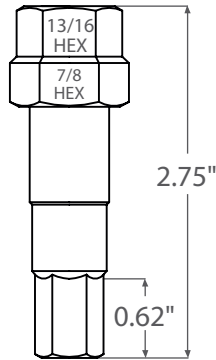
SKU	THREAD SIZE
5646	M14 x 2.0
5648	9/16" - 18 RH



Tuner Truck Open-End Lug Nuts
2.25" Length Use With Spline Key #TK670

TUNER

Hex Lug Keys

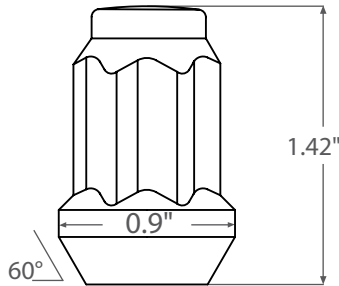


SKU	DESCRIPTION
TK670	Truck Inner Drive Key

SPLINE

Spline Passenger Closed-End Lug Nuts

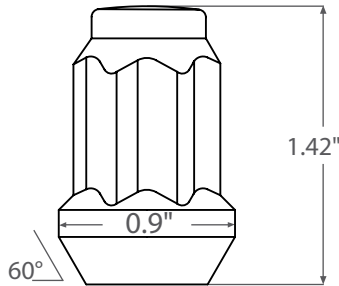
1.42" Length
Use With Spline Key
#TK640



SKU	THREAD SIZE
5740	1/2" - 20 RH
5742	7/16" - 20 RH
5745	M12 x 1.50
5747	M12 x 1.25

Black Spline Passenger Closed-End Lug Nuts

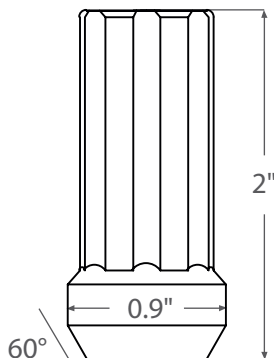
1.42" Length
Use With Spline Key
#TK640



SKU	THREAD SIZE
5740-BLK	1/2" - 20 RH
5742-BLK	7/16" - 20 RH
5745-BLK	M12 x 1.50
5747-BLK	M12 x 1.25

Spline Truck Closed-End Lug Nuts

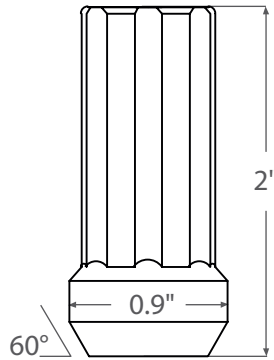
2.00" Length
Use With Spline Key
#TK650



SKU	THREAD SIZE
5740L	1/2" - 20 RH
5744L	M14 x 1.5
5746L	M14 x 2.0
5748L	9/16" - 18 RH
5749L	M12 x 1.75
5744D	M14 x 1.5 SHORT 1.37" LENGTH

SPLINE

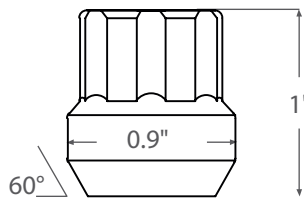
SKU	THREAD SIZE
5744L-BLK	M14 x 1.5
5746L-BLK	M14 x 2.0
5748L-BLK	9/16" - 18 RH
5744D-BLK	M14 x 1.5 SHORT 1.37" LENGTH



**Black Spline Truck
Closed-End Lug Nuts**

2" Length
Use With Spline Key
#TK650

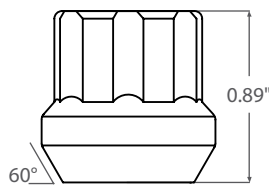
SKU	THREAD SIZE
5730-Z	1/2" - 20 RH
5735-Z	M12 x 1.5
5737-Z	M12 x 1.25



**Spline Passenger
Open-End Lug Nuts**

0.89" Length
Use With Spline Key
#TK640

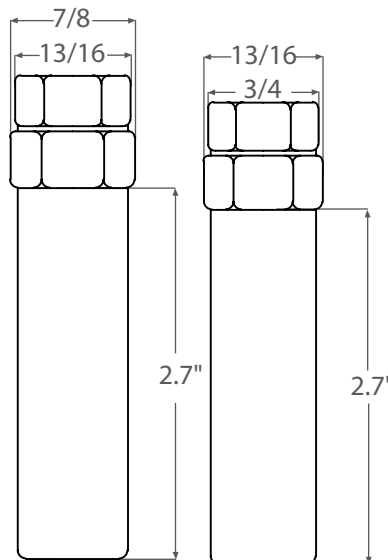
SKU	THREAD SIZE
5734D-Z	M14 x 1.5
5736D-Z	M14 x 2.0
5738D-Z	9/16" - 18 RH



**Spline Truck Open-
End Lug Nuts**

1" Length
Use With Spline Key
#TK650

SKU	THREAD SIZE
TK640	Spline Key Adapter for Passenger Lugs (6-Point)
TK650	Spline Key Adapter for Truck Lugs (7-Point)

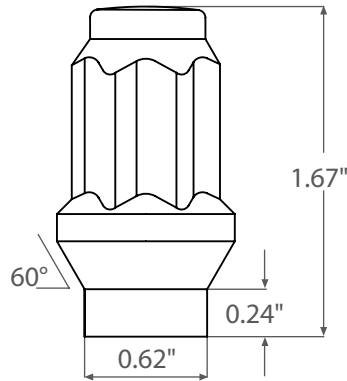


Spline Keys

SPLINE ET

ET Spline Passenger Closed-End Lug Nuts

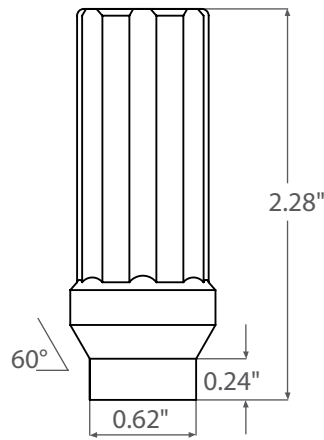
1.67" Length
Use With Spline Key
#TK640



SKU	THREAD SIZE
5745ET	M12 x 1.5

ET Spline Truck Closed-End Lug Nuts

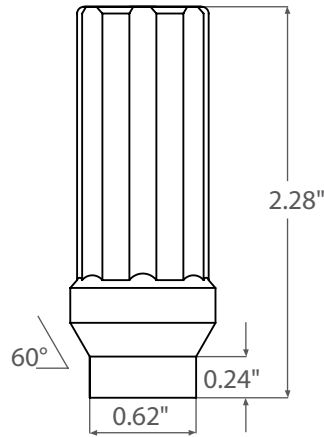
2.28" Length
Use With Spline Key
#TK650



SKU	THREAD SIZE
5744ET	M14 x 1.5

Black ET Spline Truck Closed-End Lug Nuts

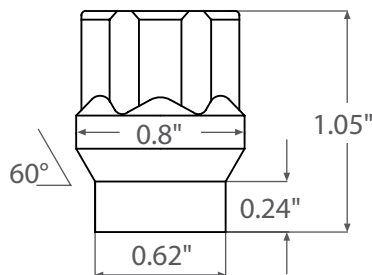
2.00" Length
Use With Spline Key
#TK650



SKU	THREAD SIZE
5744ET-BLK	M14 x 1.5

ET Spline Passenger Open-End Lug Nuts

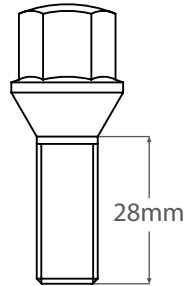
1.05" Length
Use With Spline Key
#TK640



SKU	THREAD SIZE
5745-OET-Z	M12 x 1.5

LUG BOLTS

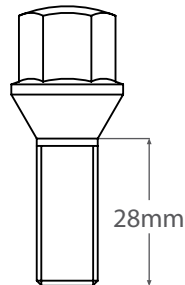
SKU	THREAD SIZE
5363	M14 x 1.25
5365	M12 x 1.5
5366	M14 x 1.5



Lug Bolts Conical Seat - 28mm Thread Length

17mm Hex - 28mm Length

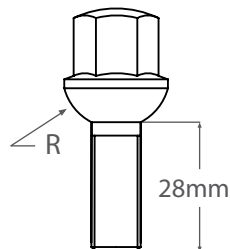
SKU	THREAD SIZE
5365-BLK	M12 x 1.5
5366-BLK	M14 x 1.5



Black Lug Bolts Conical Seat - 28mm Thread Length

17mm Hex - 28mm Length

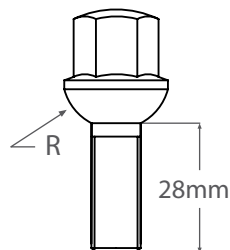
SKU	THREAD SIZE
5375	M12 x 1.5
5376	M14 x 1.5



Lug Bolts Ball Seat - 28mm Thread Length

17mm Hex - 28mm Length

SKU	THREAD SIZE
5376-BLK	M14 x 1.5



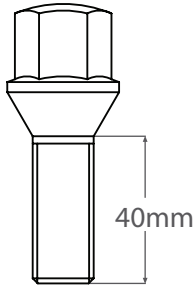
Black Lug Bolts Ball Seat - 28mm Thread Length

17mm Hex - 28mm Length

LUG BOLTS

Lug Bolts Conical Seat - 40mm Thread Length

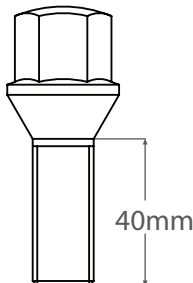
40mm Length - 17mm Hex



SKU	THREAD SIZE
5363-40	M14x1.25
5365-40	M12x1.5
5366-40	M14x1.5
5367-40	M12x1.25

Black Lug Bolts Conical Seat - 40mm Thread Length

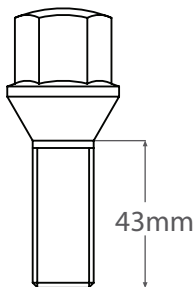
40mm Length - 17mm Hex



SKU	THREAD SIZE
5363-40-BLK	M14x1.25
5365-40-BLK	M12x1.5
5366-40-BLK	M14x1.5
5367-40-BLK	M12x1.25

Lug Bolts Conical Seat - 43mm Thread Length

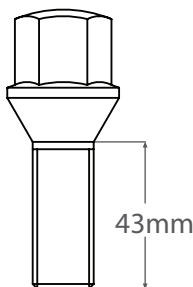
43mm Length - 17mm Hex



SKU	THREAD SIZE
5363-43	M14x1.25
5365-43	M12x1.5
5366-43	M14x1.5
5367-43	M12x1.25

Black Lug Bolts Conical Seat - 43mm Thread Length

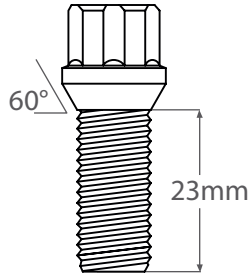
43mm Length - 17mm Hex



SKU	THREAD SIZE
5363-43-BLK	M14x1.25
5365-43-BLK	M12x1.5
5366-43-BLK	M14x1.5
5367-43-BLK	M12x1.25

SPLINE BOLTS

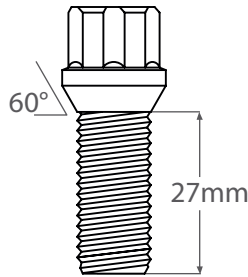
SKU	THREAD SIZE
5744BS	M14 x 1.5
5745BS	M12 x 1.5



**Spline Lug Bolts
Conical Seat - 23mm
Thread Length**

23mm Length
Use With Spline Key
#TK640

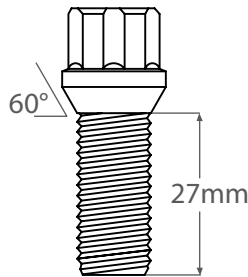
SKU	THREAD SIZE
5743B	M14x1.25
5744B	M14 x 1.5
5745B	M12 x 1.5
5747B	M12x1.25



**Spline Lug Bolts
Conical Seat - 27mm
Thread Length**

27mm Length
Use With Spline Key
#TK640

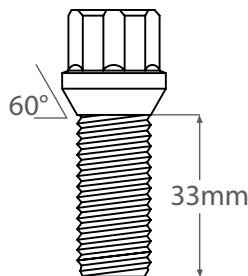
SKU	THREAD SIZE
5743B-BLK	M14x1.25
5744B-BLK	M14x1.5
5745B-BLK	M12x1.5
5747B-BLK	M12x1.25



**Black Spline Lug Bolts
Conical Seat - 27mm
Thread Length**

27mm Length
Use With Spline Key
#TK640

SKU	THREAD SIZE
5743B-33	M14x1.25
5744B-33	M14x1.5
5745B-33	M12x1.5
5747B-33	M12x1.25



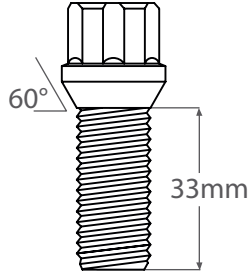
**Spline Lug Bolts
Conical Seat - 33mm
Thread Length**

33mm Length
Use With Spline Key
#TK640

SPLINE BOLTS

Black Spline Lug Bolts Conical Seat - 33mm Thread Length

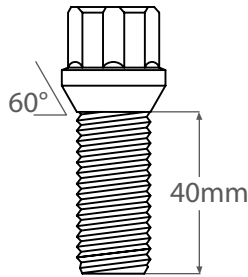
33mm Length
Use With Spline Key
#TK640



SKU	THREAD SIZE
5743B-33-BLK	M14x1.25
5744B-33-BLK	M14x1.5
5745B-33-BLK	M12x1.5
5747B-33-BLK	M12x1.25

Spline Lug Bolts Conical Seat - 40mm Thread Length

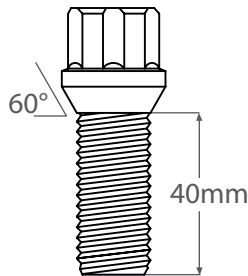
40mm Length
Use With Spline Key
#TK640



SKU	THREAD SIZE
5743B-40	M14x1.25
5744B-40	M14x1.5
5745B-40	M12x1.5
5747B-40	M12x1.25

Black Spline Lug Bolts Conical Seat - 40mm Thread Length

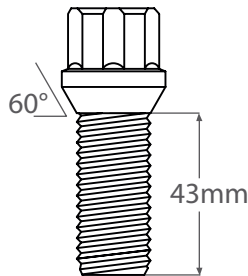
43mm Length - 17mm Hex



SKU	THREAD SIZE
5743B-40-BLK	M14x1.25
5744B-40-BLK	M14x1.5
5745B-40-BLK	M12x1.5
5747B-40-BLK	M12x1.25

Spline Lug Bolts Conical Seat - 43mm Thread Length

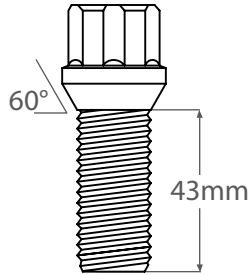
43mm Length - 17mm Hex



SKU	THREAD SIZE
5743B-43	M14x1.25
5744B-43	M14x1.5
5745B-43	M12x1.5
5747B-43	M12x1.25

SPLINE BOLTS

SKU	THREAD SIZE
5743B-43-BLK	M14x1.25
5744B-43-BLK	M14x1.50
5745B-43-BLK	M12x1.50
5747B-43-BLK	M12x1.25

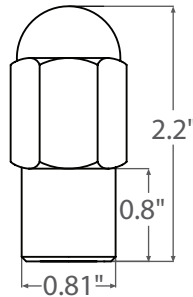


**Black Spline Lug Bolts
Conical Seat - 43mm
Thread Length**

43mm Length
Use With Spline Key
#TK640

MAG

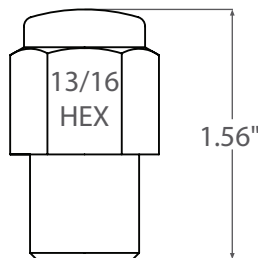
SKU	THREAD SIZE
5094P	M14 x 1.5
5094PXL	M14 x 1.5 - 1.5" SLEEVE



**Dually Mag with
Separated Washer**

0.80" Sleeve Length, 0.81"
Sleeve O.D. - 2.2" Length

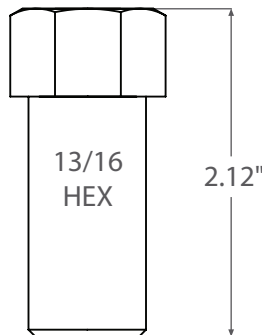
SKU	THREAD SIZE
5200	1/2" - 20 RH
5202	7/16" - 20 RH
5205	M12 x 1.0
5207	M12 x 1.25



**Standard Mag
Closed-End Lug Nuts**

13/16" Hex - 1.38" Sleeve
Length, 0.685" Sleeve O.D.
- 1.56" Length

SKU	THREAD SIZE
5120-0	M12x1.5
5122-0	M14x1.5
5125-0	M14x1.25
5127-0	M12x1.25



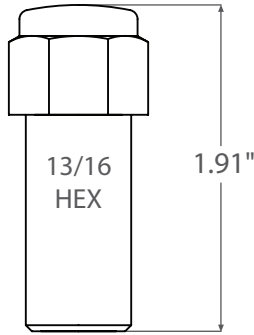
**SST Mag Open-End
Lug Nuts**

13/16" Hex, 1.38" Sleeve
Length, 0.685" Sleeve O.D.
- 2.12" Length

MAG

SST Mag Closed-End Lug Nuts

13/16" Hex - 1.38" Sleeve Length, 0.685" Sleeve O.D. - 1.91" Length



SKU	THREAD SIZE
-----	-------------

5120	1/2" - 20 RH
------	--------------

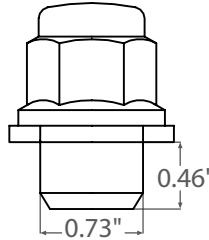
5122	7/16" - 20 RH
------	---------------

5125-1	M12 x 1.5
--------	-----------

5127-1	M12 x 1.25
--------	------------

Toyota Mag Closed Closed-End Lug Nuts

13/16" Hex - 0.46" Sleeve Length



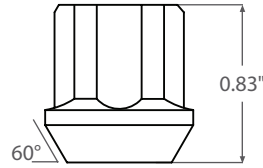
SKU	THREAD SIZE
-----	-------------

5077	M12 x 1.5
------	-----------

LOCKS

Acorn Open-End Lock Sets

0.83" Length
Key Included



SKU	THREAD SIZE
-----	-------------

4100-4-Z	1/2" - 20 RH
----------	--------------

4102-4-Z	7/16" - 20 RH
----------	---------------

4104-4-Z	M14 x 1.5
----------	-----------

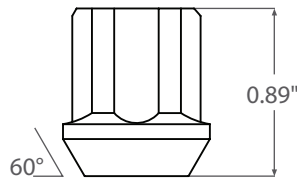
4105-4-Z	M12 x 1.5
----------	-----------

4107-4-Z	M12 x 1.25
----------	------------

4109-4-Z	M12 x 1.75
----------	------------

Acorn Open-End Lock Sets - Long

0.89" Length
Key Included



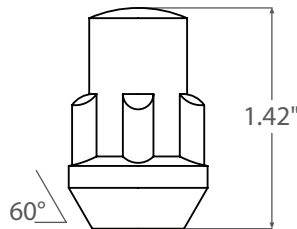
SKU	THREAD SIZE
-----	-------------

4106L-4-Z	M14 x 2.0
-----------	-----------

4108L-4	9/16" - 18 RH
---------	---------------

Acorn Closed-End Lock Sets

1.42" Length
Key Included



SKU	THREAD SIZE
-----	-------------

4300-4	1/2" - 20 RH
--------	--------------

4302-4	7/16" - 20 RH
--------	---------------

4304-4	M14 x 1.5
--------	-----------

4305-4	M12 x 1.5
--------	-----------

4307-4	M12 x 1.25
--------	------------

4309-4	M12 x 1.75
--------	------------

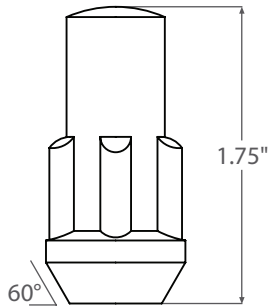
4304-4-BLK	M14 x 1.5
------------	-----------

4305-4-BLK	M12 x 1.5
------------	-----------

4307-4-BLK	M12 x 1.25
------------	------------

LOCKS

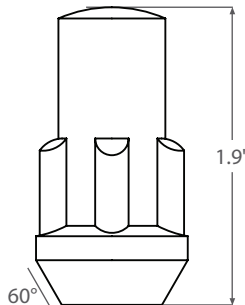
SKU	THREAD SIZE
4304L-4	M14 x 1.5
4306L-4	M14 x 2.0
4306L-4-BLK	M14 x 2.0
4308L-4	9/16" - 18 RH
4309L-4	M12 x 1.75



Acorn Closed-End Lock Sets - Long

1.75" Length

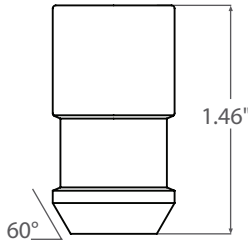
SKU	THREAD SIZE
4304XL-4	M14 x 1.5
4306XL-4	M14 x 2.0
4308XL-4	9/16" - 18 RH



Acorn Closed-End Lock Sets - XL

1.90" Length
Use With Spline Key
#TK640

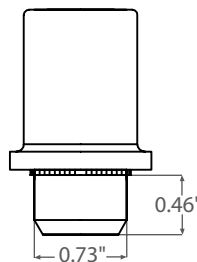
SKU	THREAD SIZE
5652H-4	7/16" - 20 RH
5654H-4	M14 x 1.5
5659H-4	M12 x 1.75



Acorn Puzzle Key Lock Sets

1.46" Length
Key Included

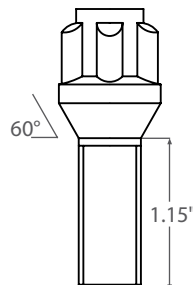
SKU	THREAD SIZE
4677-4	M12 x 1.5



Toyota Mag Lock Sets

0.46" Sleeve Length
Key Included

SKU	THREAD SIZE
4965-4	CONICAL M12 x 1.5
4966-4	CONICAL M14 x 1.5
4975-4	BALL M12 x 1.5
4976-4	BALL M14 x 1.5



Lug Bolt Lock Sets

1.15" Length
Key Included

INSTALLATION KITS



ACORN BULGE KITS

Each kit includes Lugs, Locks, & Key

THREAD	DESCRIPTION	5 LUG KIT	6 LUG KIT	8 LUG KIT
12x1.25	Closed End - Chrome	–	5457K6	–
	Closed End - Black	–	5457K6-BLK	–
	Open End	–	5357K6	–
	Closed End ET - Chrome	5397K5	–	–
	Open End ET	5397-OK5	–	–
	12x1.5	Closed End - Chrome	–	5455K6
12x1.5	Closed End - Black	–	5455K6-BLK	–
	Open End	–	5355K6	–
	Closed End ET - Chrome	5395K5	5395K6	–
	Closed End ET - Black	–	5395K6-BLK	–
	Open End ET	5395-OK5	5395-OK6	–
	14x1.5	Closed End - Chrome	–	5454K6
Closed End - Black		–	5454K6-BLK	–
Open End		–	5354K6	5354K8
Long - Chrome		–	5454LK6	5454LK8
Long - Black		–	5454LK6-BLK	5454LK8-BLK
XL - Chrome		–	5454XLK6	5454XLK8
Jeep JL (23 Lug)		5744DKJ	–	–
Jeep JL (23 Lug)		5744DKJ-BLK	–	–
14x2.0	Open End	–	5356K6	5356K8
	Long - Chrome	–	5456LK6	5456LK8
	Long - Black	–	5456LK6-BLK	5456LK8-BLK
	XL - Chrome	5456XLK5	5456XLK6	5456XLK8
1/2"	Closed End - Chrome	5450K5	–	–
	Closed End - Black	5450K5-BLK	–	–
	Open End	5350K5	–	–
	Closed End ET - Chrome	5390K5	–	–
	Open End ET	5390-OK5	–	–
	Jeep (23 Lug) - Chrome	5450KJ	–	–
	Jeep (23 Lug) - Black	5450KJ-BLK	–	–
	9/16"	Closed End - Chrome	5358K5	–
Open End		–	–	5358K8
Long - Chrome		5458LK5	–	5458LK8
Long - Black		5458LK5-BLK	–	5458LK8-BLK
XL - Chrome		5458XLK5	–	5458XLK8
7/16"	Closed End - Chrome	–	5452K6	–
	Closed End - Black	–	5452K6-BLK	–
	Open End	–	5352K6	–
12x1.75	Open End	5359K5	–	–
	Long - Chrome	5459LK5	–	–



INSTALLATION KITS

SPLINE KITS

Each kit includes lugs, Locks, & Key

THREAD	DESCRIPTION	5 LUG KIT	6 LUG KIT	8 LUG KIT
12x1.25	Closed End - Chrome	5747K5	5747K6	—
	Closed End - Black	5747K5-BLK	5747K6-BLK	—
	Open End	5737K5	—	—
12x1.5	Closed End - Chrome	5745K5	5745K6	—
	Closed End - Black	5745K5-BLK	5745K6-BLK	—
	Open End	5735K5	—	—
14x1.5	Open End	—	5734DK6	5734DK8
	Long - Chrome	—	5744LK6	5744LK8
	Long - Black	—	5744LK6-BLK	5744LK8-BLK
14x2.0	Open End	—	5736DK6	5736DK8
	Long - Chrome	—	5746LK6	5746LK8
	Long - Black	—	5746LK6-BLK	5746LK8-BLK
1/2"	Closed End - Chrome	5740K5	—	—
	Closed End - Black	5740K5-BLK	—	—
	Open End	5730K5	—	—
	Long - Chrome	5740LK5	—	—
	Long - Black	5740LK5-BLK	—	—
	Jeep (23 Lug) - Chrome	5740KJ	—	—
9/16"	Open End	5738DK5	—	5738DK8
	Long - Chrome	5748LK5	—	5748LK8
7/16"	Closed End - Chrome	5742K5	—	—
	Closed End - Black	5742K5-BLK	—	—

SPLINE BOLTS

Each kit includes 20 Spline Bolts, Locks, Key & Valve Stems

THREAD	DESCRIPTION	23mm	27mm	33mm
12x1.25	Chrome Kit		5747BK5	5747B33K5
	Black Kit		5747BK5-BLK	5747B33K5-BLK
12x1.5	Chrome Kit	5745BK5S	5745BK5	5745B33K5
	Black Kit		5745BK5-BLK	5745B33K5-BLK
14x1.5	Chrome Kit	5744BK5S	5744BK5	5744B33K5
	Black Kit		5744BK5-BLK	5744B33K5-BLK
14x1.25	Chrome Kit		5743BK5	5743B33K5
	Black Kit		5743BK5-BLK	5743B33K5-BLK



DUALY MAG

Each kit includes 32 Lugs/Washers

THREAD	DESCRIPTION	PART NO.	THREAD SIZE	DESCRIPTION	PART NO.
14x1.5	Chrome Kit	5094PK8	14x2.0	Chrome Kit	5096PK8
14x1.5	Black Kit	5094PK8-BLK	14x2.0	Black Kit	5096PK8-BLK
14x1.5	Chrome Kit for 8x210	5094PPXK8	9/16"	Chrome Kit	5098PK8
14x1.5	Black Kit for 8x210	5094PPXK8-BLK	9/16"	Black Kit	5098PK8-BLK

WASHERS



SKU	DESCRIPTION
5481	Washer Standard Mag Zinc
5481C	Washer Standard Mag Chrome
5482	Washer Duplex Mag Zinc
5484C	Washer Duplex Mag Chrome
5485	Washer Standard Mag Thick Zinc
5485C	Washer Standard Mag Thick Chrome
5486	Washer Sst Mag Zinc
5487	Washer Sst Mag Chrome
5488	Washer Keystone Mag Center Zinc
5490	Washer Et Offset Chrome
5492	Washer Et Center Chrome
5493	Washer 9 GA Medium Zinc
5498	Washer Ford Dually Chrome

WHEEL INSERTS



SKU	DESCRIPTION
UW620	Wheel Insert 0.630" I.D. Nickel
UW630	Wheel Insert 0.630" I.D. Black
UW660	Wheel Insert 1.000" I.D. Black Oversized
UW690	Wheel Insert 0.690" I.D. Nickel Duplex

WHEEL WEIGHTS



1/4 OZ



1/2 OZ



1 OZ

SKU	DESCRIPTION
WW-025S	1/4 Oz. Grey Steel Stick-On Weights 48 Strips/3oz Per Strip
WW-050S	1/2 Oz. Grey Steel Stick-On Weights 48 Strips/3oz Per Strip
WW-100S	1 Oz. Grey Steel Stick-On Weights 15 Strips/6oz Per Strip
WW-025BS	1/4 Oz. Black Steel Stick-On Weights 48 Strips/3oz Per Strip
WW-050BS	1/2 Oz. Black Steel Stick-On Weights 48 Strips/3oz Per Strip
WW-100BS	1 Oz. Black Steel Stick-On Weights 15 Strips/6oz Per Strip


VALVE STEMS

SKU	DESCRIPTION
2900B	Bolt-In Steel, Outer Mount, Chrome
2902	TR413C, Rubber with Chrome Sleeve And Dome Cap
2904	Valve Stem TR413 Rubber
2906	TR418, Rubber with Black Plastic Cap
2907	TR418C, Rubber with Chrome Sleeve And Cap
2913	Bolt-In Steel, Inner Mount, Small Diameter, Chrome
2913B	Bolt-In Steel, Inner Mount, Small Diameter, Black
TPMS504	TR413/TPMS Adapter Pull Through TPMS Rubber Valve Stem
TPMS412	TR413/TPMS Adapter Pull Through Short TPMS Rubber Valve Stem - 36mm Length



WHEEL STUDS

SKU	THREAD	LENGTH
2800	M12 X 1.50 TO M12 X 1.50	1.50"
2801	M12 X 1.25 TO M12 X 1.25	1.75"
2802	M14 X 1.50 TO 1/2-20RH	1.50"
2804	M14 X 1.50 TO M14 X 1.50	1.75"
2800L	M12 X 1.50 TO M12 X 1.50	1.75"
2800XL	M12 X 1.50 TO M12 X 1.50	2.25"



BILLET WHEEL ADAPTERS



5-LUG

SKU	VEHICLE PCD	WHEEL PCD	THICKNESS	WHEEL BORE	STUD THREAD
WA01-3535	5x135	5x135	1.25"	87mm	12x1.50
WA01-3573	5x135	5x127	1.5"	87mm	12x1.50
WA01-6161	5x120.65	5x120.65	1.25"	78mm	12x1.50
WA01-6165	5x120.65	5x114.3	1.25"	78mm	12x1.50
WA01-6173	5x120.65	5x127	1.25"	78mm	12x1.50
WA01-6561	5x114.3	5x120.65	1.25"	78mm	12x1.50
WA01-6565	5x114.3	5x114.3	1.25"	78mm	12x1.50
WA01-6573	5x114.3	5x127	1.25"	78mm	12x1.50
WA01-7361	5x127	5x120.65	1.25"	83.8mm	12x1.50
WA01-7365	5x127	5x114.3	1.25"	83.8mm	1/2"
WA01-7373	5x127	5x127	1.25"	83.8mm	1/2"
WA01-8535	5x139.7	5x135	1.50"	78mm	12x1.50
WA01-8585	5x139.7	5x139.7	1.25"	78.1mm	14x1.5

SOLD INDIVIDUALLY



6-LUG

SKU	VEHICLE PCD	WHEEL PCD	THICKNESS	WHEEL BORE	STUD THREAD
WA01-3683	6x135	6x139.7	1.25"	87mm	14x1.50
WA01-8336A	6x139.7	6x135	1.25"	108mm	14x1.50
WA01-8336B	6x139.7	6x135	1.50"	108mm	14x1.50
WA01-8383A	6x139.7	6x139.7	1.50"	108mm	14x1.50
WA01-8383B	6x139.7	6x139.7	1.25"	108mm	12x1.50
WA01-8683	6x114.3	6x139.7	1.25"	78mm	1/2"

SOLD INDIVIDUALLY



8-LUG

SKU	VEHICLE PCD	WHEEL PCD	THICKNESS	WHEEL BORE	STUD THREAD
WA01-8170	8x170	8x170	2.00"	126mm	14x1.50
WA01-8180	8x180	8x180	2.00"	125.2mm	14x1.50
WA01-8200	8x200	8x200	2.00"	142mm	14x1.50
WA01-8210	8x210	8x210	2.00"	154.2mm	14.150
WA01-8650	8x165.1	8x165.1	2.00"	126mm	14x1.50
WA01-8650A	8x165.1	8x165.1	2.00"	126mm	9/16"
WA01-8180	8x180	8x180	2.00"	130mm	14x1.50

SOLD INDIVIDUALLY

STEEL WHEEL ADAPTERS

8-LUG TO 10-LUG


SKU	VEHICLE PCD	WHEEL PCD	WHEEL BORE	FRONT/ REAR
WA02-8170F	8x170	10x285.75	124.9mm	Front
WA02-8170R	8x170	10x285.75	124.9mm	Rear
WA02-8200F	8x200	10x285.75	142.2mm	Front
WA02-8200R	8x200	10x285.75	142.2mm	Rear
WA02-8650F116	8x165.1	10x285.75	116.7mm	Front
WA02-8650R116	8x165.1	10x285.75	116.7mm	Rear
WA02-8650F121	8x165.1	10x285.75	121.3mm	Front
WA02-8650R121	8x165.1	10x285.75	121.3mm	Rear
WA02-8650F124	8x165.1	10x285.75	123.9mm	Front
WA02-8650R124	8x165.1	10x285.75	123.9mm	Rear
WA02-8180F124	8x180	10x285.75	124.1mm	Front
WA02-8180R124	8x180	10x285.75	124.1mm	Rear
WA02-8210F	8x210	10x285.75	154.1mm	Front
WA02-8210R	8x210	10x285.75	154.1mm	Rear

SOLD INDIVIDUALLY

10-LUG TO 10-LUG

SKU	VEHICLE PCD	WHEEL PCD	WHEEL BORE	FRONT/ REAR
WA02-1010F	10x225	10x285.75	170mm	Front
WA02-1010R	10x225	10x285.75	170mm	Rear

SOLD INDIVIDUALLY



BILLET HUB-CENTRIC SPACERS

PAIR PACK
BLACK ANODIZED FINISH



SKU	FITMENT	BOLT PATTERN	THICKNESS	CENTER BORE
HS12-725605-2	BMW	5x120	5mm	72.56mm
HS12-725610-2	BMW	5x120	10mm	72.56mm
HS12-725615-2	BMW	5x120	15mm	72.56mm
HS12-741005-2	BMW	5x120	5mm	74.1mm
HS12-741010-2	BMW	5x120	10mm	74.1mm
HS12-741015-2	BMW	5x120	15mm	74.1mm
HS45-665605-2	BENZ	5x112	5mm	66.56mm
HS45-665610-2	BENZ	5x112	10mm	66.56mm
HS45-665615-2	BENZ	5x112	15mm	66.56mm
HS58-571005-2	AUDI/VW	5x112/5x100	5mm	57.1mm
HS58-571010-2	AUDI/VW	5x112/5x100	10mm	57.1mm
HS58-571015-2	AUDI/VW	5x112/5x100	15mm	57.1mm

SOLD IN PAIRS

UNIVERSAL WHEEL SPACERS



C7101



C7102



C7103B



C7104



C7104B



C7105



C7106



C7107


SKU	DESCRIPTION
C7101	4-LUG 8MM THICK FITS 4x100, 4x4.25, 4x4.5
C7102	5-LUG 8MM THICK FITS 5x4.5, 5x4.75, 5x5
C7103B	5 & 6-LUG 6MM THICK FITS 135MM - 139.7MM
C7104	8-LUG 6MM THICK FITS 8x6.5, 8x170, 8x180
C7104B	8-LUG 12MM THICK FITS 8x6.5, 8x170, 8x180
C7105	5-LUG 8MM THICK FITS 5x100MM - 5x120MM
C7106	5-LUG 5MM THICK FITS 5x100MM - 5x120MM
C7107	4 & 5-LUG 5MM THICK FITS 100MM - 120MM

TOOLS

SKU	DESCRIPTION
4002	UNIVERSAL LUG WRENCH
BG-01	BOLT CIRCLE GAUGE
TW-5002	1/4" DRIVE TORQUE WRENCH ADAPTER: 1/4 TO 3/8
TW-5003	TORQUE WRENCH 250LBS



4002



BG-01



TW-5002



TW-5003

WHEEL RACKS

SKU	DESCRIPTION
WR-200C	UP TO 20" 3 TIER CHROME
WR-243C	UP TO 24" DOUBLE 2 TIER CHROME
WR-200B	UP TO 20" 3 TIER BLACK
WR-240B	UP TO 24" 2 TIER BLACK
WR-243B	UP TO 24" DOUBLE 2 TIER BLACK
WR-263B	UP TO 26" 2 TIER BLACK
WR-101B	6 WHEEL STAND WITH BANNER



WR-200B



WR-240B

HUB RINGS



60mm OD to 69mm OD

SKU	DESCRIPTION
HR60-5406-4	60MM TO 54.06MM 4/BAG
HR60-5615-4	60MM TO 56.15MM 4/BAG
HR60-5710-4	60MM TO 57.1MM 4/BAG
HR65-5406-4	65MM TO 54.06MM 4/BAG
HR66-5406-4	66MM TO 54.06MM 4/BAG
HR66-5710-4	66MM TO 57.1MM 4/BAG
HR66-6336-4	66MM TO 63.36MM 4/BAG
HR66-6415-4	66MM TO 64.15MM 4/BAG
HR67-5406-4	67MM TO 54.06MM 4/BAG
HR67-5410-4	67MM TO 54.1MM 4/BAG
HR67-5610-4	67MM TO 56.1MM 4/BAG
HR67-5615-4	67MM TO 56.15MM 4/BAG
HR67-5710-4	67MM TO 57.1MM 4/BAG
HR67-5910-4	67MM TO 59.1MM 4/BAG
HR67-5920-4	67MM TO 59.2MM 4/BAG
HR67-6006-4	67MM TO 60.06MM 4/BAG
HR67-6350-4	67MM TO 63.5MM 4/BAG
HR67-6415-4	67MM TO 64.15MM 4/BAG
HR69-5406-4	69MM TO 54.06MM 4/BAG
HR69-5710-4	69MM TO 57.1MM 4/BAG

70mm OD to 78mm OD

SKU	DESCRIPTION
HR70-5410-4	70MM TO 54.1MM 4/BAG
HR70-5615-4	70MM TO 56.15MM 4/BAG
HR70-5710-4	70MM TO 57.1MM 4/BAG
HR70-6415-4	70MM TO 64.15MM 4/BAG
HR70-6706-4	70MM TO 67.06MM 4/BAG
HR71-5406-4	71MM TO 54.06MM 4/BAG

70mm OD to 78mm OD

SKU	DESCRIPTION
HR71-5615-4	71MM TO 56.15MM 4/BAG
HR71-5710-4	71MM TO 57.1MM 4/BAG
HR71-6390-4	71MM TO 63.9MM 4/BAG
HR71-6415-4	71MM TO 64.15MM 4/BAG
HR71-6706-4	71MM TO 67.06MM 4/BAG
HR72-5406-4	72MM TO 54.06MM 4/BAG
HR72-5415-4	72MM TO 54.15MM 4/BAG
HR72-5615-4	72MM TO 56.15MM 4/BAG
HR72-5650-4	72MM TO 56.5MM 4/BAG
HR72-5710-4	72MM TO 57.1MM 4/BAG
HR72-5920-4	72MM TO 59.2MM 4/BAG
HR72-5960-4	72MM TO 59.6MM 4/BAG
HR72-5961-4	72MM TO 59.61MM 4/BAG
HR72-6006-4	72MM TO 60.06MM 4/BAG
HR72-6336-4	72MM TO 63.36MM 4/BAG
HR72-6390-4	72MM TO 63.9MM 4/BAG
HR72-6415-4	72MM TO 64.15MM 4/BAG
HR72-6507-4	72MM TO 65.07MM 4/BAG
HR72-6606-4	72MM TO 66.06MM 4/BAG
HR72-6636-4	72MM TO 66.36MM 4/BAG
HR72-6656-4	72MM TO 66.56MM 4/BAG
HR72-6690-4	72MM TO 66.9MM 4/BAG
HR72-6710-4	72MM TO 67.1MM 4/BAG
HR72-6715-4	72MM TO 67.15MM 4/BAG
HR72-7003-4	72MM TO 70.03MM 4/BAG
HR72-7010-4	72MM TO 70.1MM 4/BAG
HR72-7030-4	72MM TO 70.3MM 4/BAG
HR72-7050-4	72MM TO 70.5MM 4/BAG
HR72-7150-4	72MM TO 71.5MM 4/BAG
HR73-5406-4	73MM TO 54.06MM 4/BAG
HR73-5410-4	73MM TO 54.1MM 4/BAG
HR73-5607-4	73MM TO 56.07MM 4/BAG
HR73-5615-4	73MM TO 56.15MM 4/BAG
HR73-5710-4	73MM TO 57.1MM 4/BAG
HR73-5920-4	73MM TO 59.2MM 4/BAG
HR73-6006-4	73MM TO 60.06MM 4/BAG
HR73-6336-4	73MM TO 63.36MM 4/BAG
HR73-6350-4	73MM TO 63.5MM 4/BAG
HR73-6390-4	73MM TO 63.9MM 4/BAG
HR73-6410-4	73MM TO 64.1MM 4/BAG
HR73-6415-4	73MM TO 64.15MM 4/BAG
HR73-6507-4	73MM TO 65.07MM 4/BAG
HR73-6510-4	73MM TO 65.1MM 4/BAG

HUB RINGS



70mm OD to 78mm OD

SKU	DESCRIPTION
HR73-6606-4	73MM TO 66.06MM 4/BAG
HR73-6656-4	73MM TO 66.56MM 4/BAG
HR73-6710-4	73MM TO 67.1MM 4/BAG
HR73-7010-4	73MM TO 70.1MM 4/BAG
HR73-7030-4	73MM TO 70.3MM 4/BAG
HR73-7050-4	73MM TO 70.5MM 4/BAG
HR73-7150-4	73MM TO 71.5MM 4/BAG
HR74-5406-4	74MM TO 54.06MM 4/BAG
HR74-5615-4	74MM TO 56.15MM 4/BAG
HR74-5710-4	74MM TO 57.1MM 4/BAG
HR74-5961-4	74MM TO 59.61MM 4/BAG
HR74-6006-4	74MM TO 60.06MM 4/BAG
HR74-6336-4	74MM TO 63.36MM 4/BAG
HR74-6390-4	74MM TO 63.9MM 4/BAG
HR74-6410-4	74MM TO 64.1MM 4/BAG
HR74-6415-4	74MM TO 64.15MM 4/BAG
HR74-6507-4	74MM TO 65.07MM 4/BAG
HR74-6606-4	74MM TO 66.06MM 4/BAG
HR74-6656-4	74MM TO 66.56MM 4/BAG
HR74-6690-4	74MM TO 66.9MM 4/BAG
HR74-6710-4	74MM TO 67.1MM 4/BAG
HR74-7010-4	74MM TO 70.1MM 4/BAG
HR74-7030-4	74MM TO 70.3MM 4/BAG
HR74-7150-4	74MM TO 71.5MM 4/BAG
HR74-7256-4	74MM TO 72.56MM 4/BAG
HR75-5710-4	75MM TO 57.1MM 4/BAG
HR76-5710-4	76MM TO 57.1MM 4/BAG
HR76-6006-4	76MM TO 60.06MM 4/BAG
HR76-6656-4	76MM TO 66.56MM 4/BAG
HR78-7060-4	78MM TO 70.6MM 4/BAG
HR78-7150-4	78MM TO 71.5MM 4/BAG
HR78-7256-4	78MM TO 72.56MM 4/BAG
HR78-7450-4	78MM TO 74.5MM 4/BAG

80mm OD to 89mm OD

SKU	DESCRIPTION
HR82-7030-4	82MM TO 70.3MM 4/BAG
HR83-6710-4	83MM TO 67.1MM 4/BAG
HR83-7030-4	83MM TO 70.3MM 4/BAG
HR83-7050-4	83MM TO 70.5MM 4/BAG
HR83-7150-4	83MM TO 71.5MM 4/BAG
HR83-7803-4	83MM TO 78.03MM 4/BAG
HR8382-6710-4	83.82MM TO 67.1MM 4/BAG
HR8382-7262-4	83.82MM TO 72.62MM 4/BAG
HR87-6606-4	87MM TO 66.06MM 4/BAG
HR87-7150-4	87MM TO 71.5MM 4/BAG
HR87-7256-4	87MM TO 72.56MM 4/BAG
HR87-7710-4	87MM TO 77.1MM 4/BAG
HR87-7803-4	87MM TO 78.03MM 4/BAG

106mm OD to 130mm OD

SKU	DESCRIPTION
HR106-10060-4	106MM TO 100.6MM 4/BAG
HR106-7450-4	106MM TO 74.5MM 4/BAG
HR106-7810-4	106MM TO 78.1MM 4/BAG
HR106-8700-4	106MM TO 87MM 4/BAG
HR106-8770-4	106MM TO 87.7MM 4/BAG
HR106-9310-4	106MM TO 93.1MM 4/BAG
HR106-9510-4	106MM TO 95.1MM 4/BAG
HR108-10060-4	108MM TO 100.6MM 4/BAG
HR108-1060-4	108MM TO 106MM 4/BAG
HR108-7450-4	108MM TO 74.5MM 4/BAG
HR108-7810-4	108MM TO 78.1MM 4/BAG
HR108-8700-4	108MM TO 87MM 4/BAG
HR108-8770-4	108MM TO 87.7MM 4/BAG
HR108-9530-4	108MM TO 95.3MM 4/BAG
HR110-10060-4	110MM TO 100.6MM 4/BAG
HR110-7780-4	110MM TO 77.8MM 4/BAG
HR125-1167-4	125MM TO 116.7MM 4/BAG
HR125-1213-4	125MM TO 121.3MM 4/BAG
HR130-1167-4	130MM TO 116.7MM 4/BAG
HR130-1213-4	130MM TO 121.3MM 4/BAG
HR130-1241-4	130MM TO 124.1MM 4/BAG
HR130-1249-4	130MM TO 124.9MM 4/BAG

WHEEL SIMULATORS

16" SIMULATORS



SKU	DESCRIPTION
WS313U	16" STAINLESS STEEL UNIVERSAL w/ BOLT-ON LINER & BOLT-ON CAP
WS313UF10	16" STAINLESS STEEL FORD 10-LUG UNDER LUG INSTALL 4-HOLE DESIGN DUALY SET
WS316C	16" STAINLESS STEEL CHEVY 8-LUG TOP LUG INSTALL 4-HOLE DESIGN DUALY SET
WS316F8-4N	16" STAINLESS STEEL FORD 8 LUG/4 HOLES - 8 x 6.5" and 8 x 170
WS316F88U	16" STAINLESS STEEL FORD 8 LUG/8 HOLES
WS316S6	16" STAINLESS STEEL SPRINTER 6-LUG SNAP-ON

16" SIMULATORS - FRONT ONLY



SKU	DESCRIPTION
WS160	16" PLASTIC CHROME UNIVERSAL SNAP-ON INSTALL DUALY WHEEL HUB CAP SET

17" SIMULATORS



SKU	DESCRIPTION
WS317D8-4	17" STAINLESS STEEL DODGE 8-LUG TOP LUG INSTALL DUALY SET
WS317F8-4	17" STAINLESS STEEL FORD 8-LUG TOP LUG INSTALL DUALY SET

19.5" SIMULATORS



SKU	DESCRIPTION
WS319C10	19.5" STAINLESS STEEL CHEVY 5-LUG (F) 10-LUG (R) TOP LUG INSTALL 5-HOLE DESIGN DUALY
WS319F8-4	19.5" STAINLESS STEEL FORD 8-LUG TOP LUG INSTALL 5-HOLE DESIGN DUALY SET
WS319F10-4	19.5" STAINLESS STEEL FORD 10-LUG TOP LUG INSTALL 5-HOLE DESIGN DUALY SET

DUALY ACCESSORIES

SKU	DESCRIPTION
CO135S	UNIVERSAL REAR STAINLESS CAP
CO138S	UNIVERSAL FRONT MEDIUM STAINLESS CAP
CO139S	CHEVY/GMC 5 LUG FRONT STAINLESS CAP-19.5"



DERBY HUB COVERS

SKU	DESCRIPTION
CO104	OPEN 3.18" CHROME
CO105	CLOSED 3.25" CHROME
CO111	OPEN 4.25" TO 4.28" CHROME



PUSH THRU HUB COVERS

SKU	DESCRIPTION
CO203S	PUSH-THRU HUB COVER 3.25" CLOSED STAINLESS
CO204S	PUSH-THRU HUB COVER 3.300 CLOSED STAINLESS
CO206S	PUSH-THRU HUB COVER 4.250 CLOSED STAINLESS
CO211S	PUSH-THRU 5.150 CLOSED STAINLESS
CO212S	PUSH-THRU 5.150 LONG CLOSED STNLS
CO213S	PUSH-THRU 5.150 OPEN STAINLESS
CO218S	PUSH-THRU 5.150 SHORT OPEN-END S/S
CO402S	PUSH-THRU 3.150 OPEN END STAINLESS





SPIKE LUG KITS

Spiked Conical



SKU	DESCRIPTION	SEAT	THREAD	FINISH	CONTENTS
7002K5	5 Lug Spike Kit	Conical	7/16"	Chrome	20 Lugs & 1 Key
7002K5-BLK	5 Lug Spike Kit	Conical	7/16"	Black	20 Lugs & 1 Key
7008K5	5 Lug Spike Kit	Conical	9/16" - 18RH	Chrome	20 Lugs & 1 Key
7008K5-BLK	5 Lug Spike Kit	Conical	9/16" - 18RH	Black	20 Lugs & 1 Key
7000K6	5 Lug Spike Kit	Conical	1/2" - 20RH	Chrome	23 Lugs & 1 Key
7000K6-BLK	5 Lug Spike Kit	Conical	1/2" - 20RH	Black	23 Lugs & 1 Key
7000K6-BLU	5 Lug Spike Kit	Conical	1/2" - 20RH	Blue	23 Lugs & 1 Key
7000K6-RED	5 Lug Spike Kit	Conical	1/2" - 20RH	Red	23 Lugs & 1 Key
7004K6	6 Lug Spike Kit	Conical	14x1.5	Chrome	24 Lugs & 1 Key
7004K6-BLK	6 Lug Spike Kit	Conical	14x1.5	Black	24 Lugs & 1 Key
7004K6-BLU	6 Lug Spike Kit	Conical	14x1.5	Blue	24 Lugs & 1 Key
7004K6-RED	6 Lug Spike Kit	Conical	14x1.5	Red	24 Lugs & 1 Key
7005K6	6 Lug Spike Kit	Conical	12x1.5	Chrome	24 Lugs & 1 Key
7005K6-BLK	6 Lug Spike Kit	Conical	12x1.5	Black	24 Lugs & 1 Key
7005K6-BLU	6 Lug Spike Kit	Conical	12x1.5	Blue	24 Lugs & 1 Key
7005K6-RED	6 Lug Spike Kit	Conical	12x1.5	Red	24 Lugs & 1 Key
7006K6	6 Lug Spike Kit	Conical	14x2.0	Chrome	24 Lugs & 1 Key
7006K6-BLK	6 Lug Spike Kit	Conical	14x2.0	Black	24 Lugs & 1 Key
7004K8	8 Lug Spike Kit	Conical	14x1.5	Chrome	32 Lugs & 1 Key
7004K8-BLK	8 Lug Spike Kit	Conical	14x1.5	Black	32 Lugs & 1 Key
7004K8-BLU	8 Lug Spike Kit	Conical	14x1.5	Blue	32 Lugs & 1 Key
7004K8-RED	8 Lug Spike Kit	Conical	14x1.5	Red	32 Lugs & 1 Key
7006K8	8 Lug Spike Kit	Conical	14x2.0	Chrome	32 Lugs & 1 Key
7006K8-BLK	8 Lug Spike Kit	Conical	14x2.0	Black	32 Lugs & 1 Key
7008K8	8 Lug Spike Kit	Conical	9/16" - 18RH	Chrome	32 Lugs & 1 Key
7008K8-BLK	8 Lug Spike Kit	Conical	9/16" - 18RH	Black	32 Lugs & 1 Key
7008K8-BLU	8 Lug Spike Kit	Conical	9/16" - 18RH	Blue	32 Lugs & 1 Key
7008K8-RED	8 Lug Spike Kit	Conical	9/16" - 18RH	Red	32 Lugs & 1 Key

SPIKE LUG KITS

Spiked Dually

SKU	DESCRIPTION	SEAT	THREAD	FINISH	CONTENTS
7206K8	8 Lug Spike - Dually	Shank	14X2.0	Chrome	32 Lugs & 1 Key
7206K8-BLK	8 Lug Spike - Dually	Shank	14X2.0	Black	32 Lugs & 1 Key



BOLT LUG KITS

SKU	DESCRIPTION	SEAT	THREAD	FINISH	CONTENTS
7408K5	5 Lug Hex Bolt Kit	Conical	9/16"	Chrome	20 Lugs & 1 Key
7408K5-BLK	5 Lug Hex Bolt Kit	Conical	9/16"	Black	20 Lugs & 1 Key
7400K6	6 Lug Hex Bolt Kit	Conical	1/2"	Chrome	25 Lugs & 1 Key
7400K6-BLK	6 Lug Hex Bolt Kit	Conical	1/2"	Black	25 Lugs & 1 Key
7404K6	6 Lug Hex Bolt Kit	Conical	14X1.5	Chrome	24 Lugs & 1 Key
7404K6-BLK	6 Lug Hex Bolt Kit	Conical	14X1.5	Black	24 Lugs & 1 Key
7405K6	6 Lug Hex Bolt Kit	Conical	12X1.5	Chrome	24 Lugs & 1 Key
7405K6-BLK	6 Lug Hex Bolt Kit	Conical	12X1.5	Black	24 Lugs & 1 Key
7406K6	6 Lug Hex Bolt Kit	Conical	14X2.0	Chrome	24 Lugs & 1 Key
7406K6-BLK	6 Lug Hex Bolt Kit	Conical	14X2.0	Black	32 Lugs & 1 Key
7404K8	8 Lug Hex Bolt Kit	Conical	14X1.5	Chrome	32 Lugs & 1 Key
7404K8-BLK	8 Lug Hex Bolt Kit	Conical	14X1.5	Black	32 Lugs & 1 Key
7406K8	8 Lug Hex Bolt Kit	Conical	14X2.0	Chrome	32 Lugs & 1 Key
7406K8-BLK	8 Lug Hex Bolt Kit	Conical	14X2.0	Black	32 Lugs & 1 Key
7408K8-BLK	8 Lug Hex Bolt Kit	Conical	9/16"	Black	32 Lugs & 1 Key

Bolt Lugz



SKU	DESCRIPTION	SEAT	THREAD	FINISH	CONTENTS
7424K8	8 Lug Hex Bolt - Dually	Shank	14X1.5	Chrome	32 Lugs & 1 Key
7424K8-BLK	8 Lug Hex Bolt - Dually	Shank	14X1.5	Black	32 Lugs & 1 Key
7426K8	8 Lug Hex Bolt - Dually	Shank	14X2.0	Chrome	32 Lugs & 1 Key
7426K8-BLK	8 Lug Hex Bolt - Dually	Shank	14X2.0	Black	32 Lugs & 1 Key
7428K8	8 Lug Hex Bolt - Dually	Shank	9/16"	Chrome	32 Lugs & 1 Key
7428K8-BLK	8 Lug Hex Bolt - Dually	Shank	9/16"	Black	32 Lugs & 1 Key

Bolt Lugz - Dually





NEOSHIELD

Our proprietary Neoshield aerospace coating uses highly advanced nanotechnology to add a special layer to the exterior of each fastener. This unique coating fuses to the surface of the lugnut and virtually eliminates all porosity. The result is a smoother, shinier and significantly more durable finish that delivers superior protection against rust and corrosion. Our cutting-edge Neoshield design allows our lugs to hold up untarnished in 300+ hours of salt spray testing, which sets RHI as the new quality standard in lug nuts.

- Neoshield coating delivers extreme durability
- Triple nickel plating further protects the life of the lug nut
- Both chrome plated and black chrome finish exceeds 300+ hour salt spray tests
- Cold forged and heat treated for superior hardness and durability
- Two-piece construction offers more usable threads than traditional one-piece
- Antiwear 18 point available in chrome or black
- All RHI lug nuts are made of 1045 carbon steel and heat treated to 10.9 grade hardness



SPLINE

Chrome | Black Chrome



ACORN BULGE

Chrome | Black Chrome



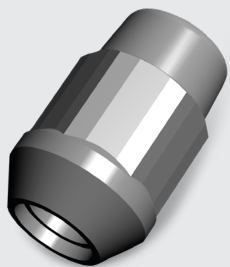
SPLINE ET

Chrome | Black Chrome



OPEN END

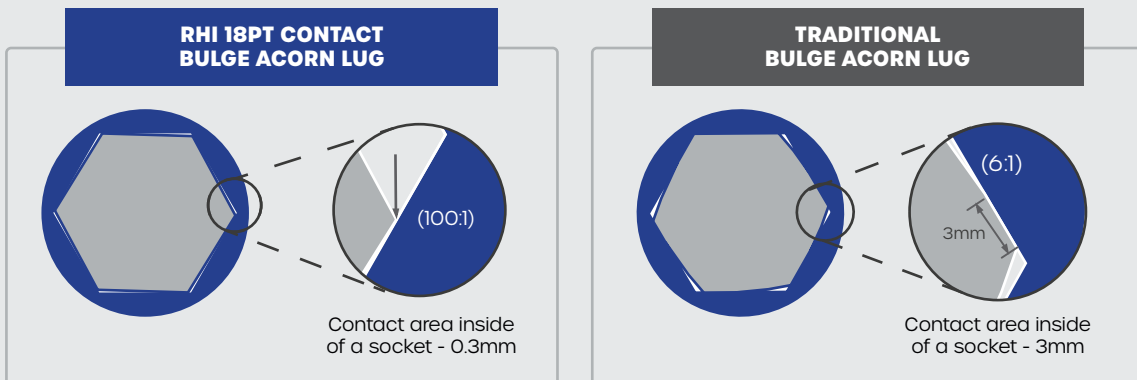
ZINC



ANTIWEAR LUGNUTS WITH 18-POINT CONTACT

Our AntiWear lug nuts are a unique 18-point acorn lug that delivers 3 times greater contact area versus traditional 6-point acorn lug nuts. Eighteen individual points of contact leads to improved torque distribution during installations and significantly reduces the risk of stripping, chipping or rounding corners of the lugs. The result is a lug nut that provides years of reliability while looking as good as it did the first day it was installed, and requires no special tools.

SOCKET INTERIOR POINT OF CONTACT





SPLINE INSTALL KITS

SKU	THREAD SIZE	KIT TYPE	SPLINE QTY	OD (mm)	LENGTH (mm)	LENGTH (in)	CONTENTS
8730K6-Z	1/2"	5 Lug/Jeep	6	20	22	0.87	23 lugs, 1 key
8734K6-Z	14x1.5	6 Lug	7	23	25	0.87	24 lugs, 1 key
8734K8-Z	14x1.5	8 Lug	7	23	25	0.87	32 lugs, 1 key
8735K5-Z	12x1.5	5 Lug	6	20	22	0.87	20 lugs, 1 key
8735K6-Z	12x1.5	6 Lug	6	20	22	0.87	24 lugs, 1 key
8736K6-Z	14x2.0	6 Lug	7	23	25	0.87	24 lugs, 1 key
8736K8-Z	14x2.0	8 Lug	7	23	22	0.87	32 lugs, 1 key
8737K5-Z	12x1.25	5 Lug	6	20	22	0.87	20 lugs, 1 key
8737K6-Z	12x1.25	6 Lug	6	20	22	0.87	24 lugs, 1 key
8738K5-Z	9/16"	5 Lug	7	23	22	0.87	20 lugs, 1 key
8738K8-Z	9/16"	8 Lug	7	23	22	0.87	32 lugs, 1 key

Zinc Open End Spline



SKU	THREAD SIZE	KIT TYPE	SPLINE QTY	OD (mm)	LENGTH (mm)	LENGTH (in)	CONTENTS
8740K6-C	1/2"	5 Lug/Jeep	6	20	35	1.38	23 lugs, 1 key
8742K5-C	7/16"	5 Lug	7	23	35	1.38	20 lugs, 1 key
8744K6-C	14x1.5	6 Lug	7	23	35	1.38	24 lugs, 1 key
8745K5-C	12x1.5	5 Lug	6	20	35	1.38	20 lugs, 1 key
8745K6-C	12x1.5	6 Lug	6	20	35	1.38	24 lugs, 1 key
8747K5-C	12x1.25	5 Lug	6	20	35	1.38	20 lugs, 1 key
8747K6-C	12x1.25	6 Lug	6	20	35	1.38	24 lugs, 1 key

Chrome Closed End Spline



LONG							
SKU	THREAD SIZE	KIT TYPE	SPLINE QTY	OD (mm)	LENGTH (mm)	LENGTH (in)	CONTENTS
8744LK6-C	14x1.5	6 Lug	7	23	50	2.00	24 lugs, 1 key
8744LK8-C	14x1.5	8 Lug	7	23	50	2.00	32 lugs, 1 key
8746LK6-C	14x2.0	6 Lug	7	23	50	2.00	24 lugs, 1 key
8746LK8-C	14x2.0	8 Lug	7	23	50	2.00	32 lugs, 1 key
8748LK5-C	9/16"	5 Lug	7	23	50	2.00	20 lugs, 1 key
8748LK8-C	9/16"	8 Lug	7	23	50	2.00	32 lugs, 1 key

SKU	THREAD SIZE	KIT TYPE	SPLINE QTY	OD (mm)	LENGTH (mm)	LENGTH (in)	CONTENTS
8740K6-B	1/2"	5 Lug/Jeep	6	20	35	1.38	23 lugs, 1 key
8742K5-B	7/16"	5 Lug	7	23	35	1.38	20 lugs, 1 key
8744K6-B	14x1.5	6 Lug	7	23	35	1.38	24 lugs, 1 key
8745K5-B	12x1.5	5 Lug	6	20	35	1.38	20 lugs, 1 key
8745K6-B	12x1.5	6 Lug	6	20	35	1.38	24 lugs, 1 key
8747K5-B	12x1.25	5 Lug	6	20	35	1.38	20 lugs, 1 key
8747K6-B	12x1.25	6 Lug	6	20	35	1.38	24 lugs, 1 key

Black Chrome Closed End Spline



LONG							
SKU	THREAD SIZE	KIT TYPE	SPLINE QTY	OD (mm)	LENGTH (mm)	LENGTH (in)	CONTENTS
8744LK6-B	14x1.5	6 Lug	7	23	50	2.00	24 lugs, 1 key
8744LK8-B	14x1.5	8 Lug	7	23	50	2.00	32 lugs, 1 key
8746LK6-B	14x2.0	6 Lug	7	23	50	2.00	24 lugs, 1 key
8746LK8-B	14x2.0	8 Lug	7	23	50	2.00	32 lugs, 1 key
8748LK5-B	9/16"	5 Lug	7	23	50	2.00	20 lugs, 1 key
8748LK8-B	9/16"	8 Lug	7	23	50	2.00	32 lugs, 1 key

SPLINE INSTALL KITS

Spline Open End ET



SKU	THREAD	KIT TYPE	FINISH	SPLINE QTY	OD (mm)	LENGTH (mm)	LENGTH (in)	SHANK DIAMETER	SHANK LENGTH
8734K6ET-Z	14x1.5	6 Lug	Zinc	7	23	25	1.00	0.236"	0.61"
8735K6ET-Z	12x1.5	6 Lug	Zinc	6	20	22	0.87	0.236"	0.61"

Spline Closed End ET



SKU	THREAD	KIT TYPE	FINISH	SPLINE QTY	OD (mm)	LENGTH (mm)	LENGTH (in)	SHANK DIAMETER	SHANK LENGTH
8744K6ET-C	14x1.5	6 Lug	Chrome	7	23	35	1.38	0.236"	0.61"
8745K6ET-C	12x1.5	6 Lug	Chrome	6	20	35	1.38	0.236"	0.61"
8747K6ET-C	12x1.25	6 Lug	Chrome	6	20	35	1.38	0.236"	0.61"
8744K6ET-B	14x1.5	6 Lug	Black Chrome	7	23	35	1.38	0.236"	0.61"
8745K6ET-B	12x1.5	6 Lug	Black Chrome	6	20	35	1.38	0.236"	0.61"
8747K6ET-B	12x1.25	6 Lug	Black Chrome	6	20	35	1.38	0.236"	0.61"

Spline Closed End Long ET



SKU	THREAD	KIT TYPE	FINISH	SPLINE QTY	OD (mm)	LENGTH (mm)	LENGTH (in)	SHANK DIAMETER	SHANK LENGTH
8744LK6ET-C	14x1.5	6 Lug	Chrome	7	23	50	2.00	0.236"	0.61"
8744LK6ET-B	14x1.5	6 Lug	Black Chrome	7	23	50	2.00	0.236"	0.61"

ACORN INSTALL KITS

Zinc Open End Acorn



ANTIWEAR

SKU	THREAD SIZE	KIT TYPE	LENGTH (mm)	LENGTH (in)	CONTENTS
8430K6-Z	1/2"	5 Lug/Jeep	22	0.87	19 lugs, 4 locks, 1 key
8434K6-Z	14x1.5	6 Lug	25	0.87	20 lugs, 4 locks, 1 key
8434K8-Z	14x1.5	8 Lug	25	0.87	28 lugs, 4 locks, 1 key
8435K5-Z	12x1.5	5 Lug	22	0.87	16 lugs, 4 locks, 1 key
8435K6-Z	12x1.5	6 Lug	22	0.87	20 lugs, 4 locks, 1 key
8436K6-Z	14x2.0	6 Lug	25	0.87	20 lugs, 4 locks, 1 key
8436K8-Z	14x2.0	8 Lug	22	0.87	28 lugs, 4 locks, 1 key
8437K5-Z	12x1.25	5 Lug	22	0.87	16 lugs, 4 locks, 1 key
8437K6-Z	12x1.25	6 Lug	22	0.87	20 lugs, 4 locks, 1 key
8438K5-Z	9/16"	5 Lug	22	0.87	16 lugs, 4 locks, 1 key
8438K8-Z	9/16"	8 Lug	22	0.87	28 lugs, 4 locks, 1 key

SKU	THREAD SIZE	KIT TYPE	LENGTH (mm)	LENGTH (in)	CONTENTS
8440K6-C	1/2"	5 Lug/Jeep	35	1.38	19 lugs, 4 locks, 1 key
8442K5-C	7/16"	5 Lug	35	1.38	16 lugs, 4 locks, 1 key
8444K6-C	14x1.5	6 Lug	35	1.38	20 lugs, 4 locks, 1 key
8445K5-C	12x1.5	5 Lug	35	1.38	16 lugs, 4 locks, 1 key
8445K6-C	12x1.5	6 Lug	35	1.38	20 lugs, 4 locks, 1 key
8447K5-C	12x1.25	5 Lug	35	1.38	16 lugs, 4 locks, 1 key
8447K6-C	12x1.25	6 Lug	35	1.38	20 lugs, 4 locks, 1 key

LONG

8444LK6-C	14x1.5	6 Lug	48	1.90	20 lugs, 4 locks, 1 key
8444LK8-C	14x1.5	8 Lug	48	1.90	28 lugs, 4 locks, 1 key
8446LK6-C	14x2.0	6 Lug	48	1.90	20 lugs, 4 locks, 1 key
8446LK8-C	14x2.0	8 Lug	48	1.90	28 lugs, 4 locks, 1 key
8448LK5-C	9/16"	5 Lug	48	1.90	16 lugs, 4 locks, 1 key
8448LK8-C	9/16"	8 Lug	48	1.90	28 lugs, 4 locks, 1 key

SKU	THREAD SIZE	KIT TYPE	LENGTH (mm)	LENGTH (in)	CONTENTS
8440K6-B	1/2"	5 Lug/Jeep	35	1.38	19 lugs, 4 locks, 1 key
8442K5-B	7/16"	5 Lug	35	1.38	16 lugs, 4 locks, 1 key
8444K6-B	14x1.5	6 Lug	35	1.38	20 lugs, 4 locks, 1 key
8445K5-B	12x1.5	5 Lug	35	1.38	16 lugs, 4 locks, 1 key
8445K6-B	12x1.5	6 Lug	35	1.38	20 lugs, 4 locks, 1 key
8447K5-B	12x1.25	5 Lug	35	1.38	16 lugs, 4 locks, 1 key
8447K6-B	12x1.25	6 Lug	35	1.38	20 lugs, 4 locks, 1 key

LONG

8444LK6-C	14x1.5	6 Lug	48	1.90	20 lugs, 4 locks, 1 key
8444LK8-C	14x1.5	8 Lug	48	1.90	28 lugs, 4 locks, 1 key
8446LK6-C	14x2.0	6 Lug	48	1.90	20 lugs, 4 locks, 1 key
8446LK8-C	14x2.0	8 Lug	48	1.90	28 lugs, 4 locks, 1 key
8448LK5-C	9/16"	5 Lug	48	1.90	16 lugs, 4 locks, 1 key
8448LK8-C	9/16"	8 Lug	48	1.90	28 lugs, 4 locks, 1 key

Chrome Closed End Acorn



ANTIWEAR

Black Chrome Closed End Acorn



ANTIWEAR

Acorn Open End ET

SKU	THREAD	KIT TYPE	FINISH	LENGTH (mm)	LENGTH (in)	SHANK DIAMETER	SHANK LENGTH
8434K6ET-Z	14x1.5	6 Lug	Zinc	22	0.87	0.236"	0.61"
8435K6ET-Z	12x1.5	6 Lug	Zinc	22	0.87	0.236"	0.61"



ANTIWEAR

SKU	THREAD	KIT TYPE	FINISH	LENGTH (mm)	LENGTH (in)	SHANK DIAMETER	SHANK LENGTH
8444K6ET-C	14x1.5	6 Lug	Chrome	35	1.38	0.236"	0.61"
8445K6ET-C	12x1.5	6 Lug	Chrome	35	1.38	0.236"	0.61"
8447K6ET-C	12x1.25	6 Lug	Chrome	35	1.38	0.236"	0.61"
8444K6ET-B	14x1.5	6 Lug	Black Chrome	35	1.38	0.236"	0.61"
8445K6ET-B	12x1.5	6 Lug	Black Chrome	35	1.38	0.236"	0.61"
8447K6ET-B	12x1.25	6 Lug	Black Chrome	35	1.38	0.236"	0.61"

Acorn Closed End ET

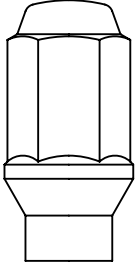


ANTIWEAR

ACORN INSTALL KITS



Acorn Closed End Long ET



ANTIWEAR

SKU	THREAD	KIT TYPE	FINISH	LENGTH (mm)	LENGTH (in)	SHANK DIAMETER	SHANK LENGTH
8444LK6ET-C	14x1.5	6 Lug	Chrome	48	2.00	0.236"	0.61"
8444LK6ET-B	14x1.5	6 Lug	Black Chrome	48	2.00	0.236"	0.61"

LUG BOLTS

Spline Lug Bolts



SKU	THREAD	KIT TYPE	FINISH	SPLINE QTY	OD (mm)	LENGTH (mm)	LENGTH (in)	CONTENTS
8744BK5S-C	14x1.5	5 Lug	Chrome	6	20	24	0.95	20 lugs, 1 key
8745BK5S-C	12x1.5	5 Lug	Chrome	6	20	24	0.95	20 lugs, 1 key
8743BK5-C	14x1.25	5 Lug	Chrome	6	20	27	1.06	20 lugs, 1 key
8744BK5-C	14x1.5	5 Lug	Chrome	6	20	27	1.06	20 lugs, 1 key
8745BK5-C	12x1.5	5 Lug	Chrome	6	20	27	1.06	20 lugs, 1 key
8747BK5-C	12x1.25	5 Lug	Chrome	6	20	27	1.06	20 lugs, 1 key
8744BK5L-C	14x1.5	5 Lug	Chrome	6	20	30	1.18	20 lugs, 1 key
8744BK5S-B	14x1.5	5 Lug	Black Chrome	6	20	24	0.95	20 lugs, 1 key
8745BK5S-B	12x1.5	5 Lug	Black Chrome	6	20	24	0.95	20 lugs, 1 key
8743BK5-B	14x1.25	5 Lug	Black Chrome	6	20	27	1.06	20 lugs, 1 key
8744BK5-B	14x1.5	5 Lug	Black Chrome	6	20	27	1.06	20 lugs, 1 key
8745BK5-B	12x1.5	5 Lug	Black Chrome	6	20	27	1.06	20 lugs, 1 key
8747BK5-B	12x1.25	5 Lug	Black Chrome	6	20	27	1.06	20 lugs, 1 key
8744BK5L-B	14x1.5	5 Lug	Black Chrome	6	20	30	1.18	20 lugs, 1 key

Acorn Lug Bolts



SKU	THREAD	KIT TYPE	FINISH	LENGTH (mm)	LENGTH (in)	CONTENTS
8444BK5S-C	14x1.5	5 Lug	Chrome	24	0.95	16 lugs, 4 locks, 1 key
8445BK5S-C	12x1.5	5 Lug	Chrome	24	0.95	16 lugs, 4 locks, 1 key
8443BK5-C	14x1.25	5 Lug	Chrome	27	1.06	16 lugs, 4 locks, 1 key
8444BK5-C	14x1.5	5 Lug	Chrome	27	1.06	16 lugs, 4 locks, 1 key
8445BK5-C	12x1.5	5 Lug	Chrome	27	1.06	16 lugs, 4 locks, 1 key
8447BK5-C	12x1.25	5 Lug	Chrome	27	1.06	16 lugs, 4 locks, 1 key
8444BK5L-4	14x1.5	5 Lug	Chrome	30	1.18	16 lugs, 4 locks, 1 key
8444BK5S-B	14x1.5	5 Lug	Black Chrome	24	0.95	16 lugs, 4 locks, 1 key
8445BK5S-B	12x1.5	5 Lug	Black Chrome	24	0.95	16 lugs, 4 locks, 1 key
8443BK5-B	14x1.25	5 Lug	Black Chrome	27	1.06	16 lugs, 4 locks, 1 key
8444BK5-B	14x1.5	5 Lug	Black Chrome	27	1.06	16 lugs, 4 locks, 1 key
8445BK5-B	12x1.5	5 Lug	Black Chrome	27	1.06	16 lugs, 4 locks, 1 key
8447BK5-B	12x1.25	5 Lug	Black Chrome	27	1.06	16 lugs, 4 locks, 1 key
8444BK5L-B	14x1.5	5 Lug	Black Chrome	30	1.18	16 lugs, 4 locks, 1 key

GEAR LOCK SETS



SKU	THREAD	TYPE	FINISH	LENGTH (mm)	LENGTH (IN)
8100-Z	1/2"	Open End	Zinc	22	0.87
8102-Z	7/16"	Open End	Zinc	22	0.87
8104-Z	14x1.5	Open End	Zinc	22	0.87
8105-Z	12x1.5	Open End	Zinc	22	0.87
8106-Z	14x2.0	Open End	Zinc	22	0.87
8107-Z	12x1.25	Open End	Zinc	22	0.87
8108-Z	9/16"	Open End	Zinc	22	0.87
8109-Z	12x1.75	Open End	Zinc	22	0.87
8350-Z	1/2"	Open End	Zinc	22	0.87
8354-Z	14x1.5	Open End	Zinc	22	0.87
8355-Z	12x1.5	Open End	Zinc	22	0.87
8302-Z	7/16"	Open End	Zinc	22	0.87
8357-Z	12x1.25	Open End	Zinc	22	0.87
8359-Z	12x1.75	Open End	Zinc	22	0.87

SKU	THREAD	TYPE	FINISH	LENGTH (mm)	LENGTH (IN)
8300-C	1/2"	Closed End	Chrome	36	1.42
8302-C	7/16"	Closed End	Chrome	36	1.42
8304-C	14x1.5	Closed End	Chrome	36	1.42
8305-C	12x1.5	Closed End	Chrome	36	1.42
8307-C	12x1.25	Closed End	Chrome	36	1.42
8309-C	12x1.75	Closed End	Chrome	36	1.42
8300L-C	1/2"	Closed End (Long)	Chrome	48	1.90
8304L-C	14x1.5	Closed End (Long)	Chrome	48	1.90
8307L-C	14x2.0	Closed End (Long)	Chrome	48	1.90
8308L-C	9/16"	Closed End (Long)	Chrome	48	1.90

SPLINE KEY ADAPTERS

SKU	DESCRIPTION
RHI50IKEY	501 KEY FOR RHI INSTALL KIT (18 POINT) LOCKS
RHI64OKEY	KEY ADAPTER FOR RHI SPLINE ACORN-686
RHI65OKEY	KEY ADAPTER FOR RHI SPLINE ACORN LONG-697



BILLET HUB CENTRIC ADAPTERS

FEATURES

- Made from 6061-T6 aircraft grade billet aluminum
- Black anodized corrosion resistant finish
- Carbon steel heat treated studs for added strength
- Hub Centric Adapter made for a precise fit
- Provides increased wheel and tire clearance
- Sold in pairs

SKU	VEHICLE PCD	WHEEL PCD	HUB BORE	WHEEL BORE	STUD THREAD	APPLICATION
RWA03-6573-J150	5x4.5	5x5	71.5mm	71.5mm	1/2"	87-06 Jeep
RWA03-7373-J125	5x5	5x5	71.5mm	71.5mm	1/2"	07-18 Jeep JK, '18 and up JL
RWA03-7373-J150	5x5	5x5	71.5mm	71.5mm	1/2"	07-18 Jeep JK, '18 and up JL
RWA03-7373-JL	5x5	5x5	71.5mm	71.5mm	14x1.5	2018+ Jeep JL
RWA03-3636-F125	6x135	6x135	87mm	87mm	14x1.5	2004+ Ford 1/2 ton
RWA03-3636-F150	6x135	6x135	87mm	87mm	14x1.5	2004+ Ford 1/2 ton
RWA03-8383-G125	6x5.5	6x5.5	78.1mm	78.1mm	14x1.5	1988+ 1/2 ton
RWA03-8383-G150	6x5.5	6x5.5	78.1mm	78.1mm	14x1.5	1988+ 1/2 ton
RWA03-8383-T125	6x5.5	6x5.5	106mm	106mm	12x1.5	2001+ Toyota



WARRANTY

RHI Automotive (RHI) - Limited Warranty

Subject to the terms and conditions set forth herein below, RHI offers the Limited Warranty as follows: RHI warrants to the original purchaser that products manufactured by them ("Products") will be: (1) the Products will be free from defects in material and workmanship under normal and intended use for a period of two years (24 months) from the date of retail purchase; painting defects, chrome plating defects, zinc plating defects are limited to a two year (24 month) limited warranty period from the date of purchase. Surface rust, discoloration, and corrosion which are direct results of improper installation, are not covered by this Limited Warranty. This warranty does not cover any item that has been damaged, mutilated, altered, misused, abused or forcibly removed.

RHI's sole and exclusive obligation under this Limited Warranty shall be to repair or replace at RHI's sole discretion, without charge, any Product that does not conform as warranted herein and is returned with a copy of the original sales receipt or satisfactory evidence of date of purchase to the dealer from whom the Product was originally purchased or to RHI. Such repair shall not include incidental charges such as removal, installation or shipping. In no event shall RHI be liable for special, incidental or consequential damages. RHI reserves the right to make changes in specifications and design without any prior notice or incurring responsibility. Products replaced under warranty will be covered for the remainder of the original Limited Warranty in place for that specific Product at that time.

This Limited Warranty is Void if:

- Corrosion or damage occurred due to improper care and installation.
- Damage or structural failure occurs as the result of road conditions or an accident.
- Damage or structural failure occurs as the result of racing applications or willful abuse,
- Damage occurs due to neglect or adverse weather conditions.
- The Products have been altered or repaired or installed on customized vehicles (i.e., non-original equipment, or non-OEM parts).
- Damage resulted from excessive vehicle loads, and/or improper installation.

This limited warranty is the express warranty given by RHI and is in lieu of all other warranties, whether written or oral.

This Limited Warranty expires upon transfer of title of any RHI Products by the original retail purchaser.

The Products are not designed to be installed with any accessories or adapters other than those supplied or approved by RHI and any damage caused by any such other accessories or adapters is not covered by this warranty.









Disclaimer

Other than as expressly stated herein, rhi gives no warranties hereunder on the products and hereby expressly disclaims any and all other warranties, including all implied warranties or conditions, or warranties or conditions otherwise arising by operation of law, including implied warranties of merchantability and fitness for a particular purpose, title, and noninfringement.

Disclaimed Liability. In no event will RHI be liable to any purchaser arising out of any claim, demand, suit, action, allegation, or any other proceeding involving Products that have been altered or repaired other than by RHI or installed on customized vehicles (i.e., non-OEM vehicles).

COLOR-CODED APPLICATION CHART

Our premium install kits are color coded to each thread pitch. This allows you to quickly narrow down install kits to thread pitch by looking at the color coded strips on the box.

RED 7/16-20	
ORANGE 1/2-20	
GREEN 12X1.25	
BLUE 12X1.5	
PURPLE 12X1.75	
BROWN 14X1.25	
YELLOW 14X1.5	
GREY 14X2.0	
WHITE 9/16-18	

For Mr. Lugnut, visit TheWheelGroup.com/Mr-Lugnut for the full vehicle application guide.

For RHI Automotive, visit RHIAutomotive.com for the full vehicle application guide.



INTRODUCING THE NEW

GEN 5 TPMS SENSORS

Discover the ultimate TPMS solution, engineered for safety and intelligence. The MAX Gen 5 sensor is packed with groundbreaking innovation, constantly evolving through cutting-edge and reliable advancements to stay ahead of tomorrow's car technology.

99.9%

VEHICLE COVERAGE



Works With Lifted Trucks,
Cars & More!




**5-YEAR
WARRANTY**


**TESTED &
VALIDATED
IN THE USA**


**MOST
ADVANCED
TPMS BATTERY**



**GEN 5
ALUMINUM VALVE**
MX005A



**GEN 5
RUBBER VALVE**
MX005R

THE FUTURE OF TPMS TECHNOLOGY

- Combines multi-frequency for all applications in a single SKU
- First to market with new vehicle coverage through continuous updates
- Fully programmable with all open ATEQ-made tools
- Programs wirelessly through the tire for hassle-free maintenance

SUPERIOR QUALITY & PERFORMANCE

- Outperforms OEM standards in functionality and quality
- Snap-in valve rated at 80 PSI for robust durability
- Snap-in valve speed rated at 134 mph, ensuring your sensors stay secure even at high speeds

BEST-IN-CLASS TPMS SUPPORT

- Experience top-tier TPMS support with our exceptional sales team of over 100 experts, and a dedicated crew of seasoned TPMS veterans

NEED HELP? CONTACT US.

CALL: (833) 519-5752

EMAIL: support@twgtpms.com

Be sure to update your tools with the most up-to-date software protocols for maximum performance.

The Ultimate TPMS Solution

MAX SENSOR

GEN 4 TPMS

MAX SENSOR SELECT PRO



Aluminum Stem
PN: MXSA002



Rubber Stem
PN: MXSR002



Most Vehicle Coverage

- 99.5% Vehicle Coverage, Including New Year Models
- 6-Month New Protocol Release



New Antenna Design

- Increased Signal Strength
- Optimized Auto-Relearn Time
- Compatible with 37"+ and F-Rated Tires



#1 Customer Support


- Lifetime Technical & License Support
- Lifetime Tool Service, plus 1-Year Factory Warranty*

**Screen damage is not included on Tool Service or Warranty*

NOW AVAILABLE IN
CANADA

MAX BLE SENSOR

Bluetooth Sensor For TESLA



The ultimate TPMS solution for Tesla. OTA-ready (over-the-air), extended battery life, and unbeatable quality. The #1 choice for your Tesla.

Compatible with 2021+ Model Y, Refresh Model 3, Model S, and X Vehicles

*Limited Availability**



TPMS PROGRAMMING & DIAGNOSTIC TOOL

PN: VT57

FEATURES

- 4.3" touchscreen
- Programs All aftermarket sensors
- Built-in 2D barcode reader for VIN decoding
- Software update via Wi-Fi
- Real-time support to aftermarket sensor update
- Tire placard value adjustment
- 100% OEM RF type OEM sensor diagnostics
- Reset 90% of vehicles via OBDII
- Touchscreen enables fast navigations on tool
- Intuitive Icon-based software flow
- Built-in TPMS relearn procedures
- Provides TPMS sensor and service kit P/N lookup
- Tests key FOB signal strength
- Programs multiple sensors at the same time
- Built-in BLE technology to serve new technology



RHI
AUTOMOTIVE

MrLugnut
WHEEL ACCESSORIES

METAL LUGZ

MAX
SENSOR

TWVG

THEWHEELGROUP.COM



CALL TOLL-FREE

USA (866) 894-3351

Canada (877) 326-0933