

Laminate Doors

Make every opening unforgettable.

FORTE[™]

OPENING SOLUTIONS



Make Every Opening Unforgettable

**Open the door to a world
of timeless elegance.**

Drawing on over a century of industry expertise, we engineer commercial doors that stand the test of time. Crafting unforgettable entrances that blend unmatched security with stunning aesthetics, we create doors that open to a world of timeless elegance.

Welcome to Forte™ Opening Solutions.



Featured: HPDL in Black Riftwood

Comprehensive Solutions Delivered Your Way

With Forte™, you'll find meticulously crafted doors tailored to your needs and delivered on your schedule.

Create visual consistency throughout your project with High-Pressure Decorative Laminate (HPDL) doors designed with on-trend finish options and engineered for reliable performance in high-traffic areas and demanding environments. Our curated collection ranges from distinct wood grains to solid colors and even unconventional patterns.

Table of Contents

| | |
|---------------------------|----|
| Laminate Doors Overview | 4 |
| Healthcare & Hospitality | 6 |
| Education & Office | 8 |
| Edge & Core Options | 10 |
| Aspiro®/Cendura® Overview | 12 |
| Colors & Finishes | 14 |

Cleanable, Durable, Beautiful

High-Pressure Decorative Laminates

Forte laminate doors deliver exceptional durability and cleanability with value-added features that can significantly enhance the occupant experience.

Featured: HPDL in Dove Gray

Greater Durability

High-impact surface in 3-ply or 5-ply bonded construction.

- Highest wear resistance
- Lowest rate of wear
- Highest scratch resistance
- Best impact resistance

Better Cleanability

Non-porous, bacteria-resistant and easy to clean.

- Water resistant, non-porous surface
- Easy to clean with soap and water
- Stands up to commercial cleaners and disinfectants
- Resist fingerprints and stains

On-Trend Aesthetics

Curated colors for beautiful, cohesive environments.

- Selected to meet current and emerging trends
- Wood grains, solids and optical solids
- Range of light, medium, and dark tones
- Coordinating and custom edge colors

High-Pressure Decorative Laminates

Built for the Busiest Spaces


Meet or exceed critical performance requirements for busy, demanding environments like healthcare, hospitality, education, and office facilities.

Featured: HPDL in Wild Cherry

Ideal for Demanding Environments



Healthcare



Hospitality



Education



Office

Healthcare

Promote Healing Through Performance and Aesthetics

Good healthcare design can help patients, visitors and healthcare providers navigate spaces, rest, heal or work more comfortably and have greater confidence in the facility's overall cleanliness. Choose from a complete line of durable, easy-to-clean laminate surfaces crafted to meet the rigorous demands of today's healthcare facilities.



Healthcare Design Guide

Find market-specific door recommendations here.



Featured: HPDL in Peach Walnut

Durable, Easy-to-Clean Surface



HPDL doors bring **lasting performance to busy waiting areas** and can easily coordinate with medical reception desks, floors and other laminates.



Doors can be matched to handrails, overbed tables and other laminates to **provide calming continuity in bustling hospitals.**



Add Clean Edge for easier cleaning and Impact Edge for more wear-and-tear protection. See page 10.



Featured: HPDL in Brazilwood



Featured: HPDL in Columbian Walnut

Hospitality

Create Lasting Impressions with Flawless, Affordable Designs

The success of a hospitality environment hinges on the ability to create impactful guest experiences. Details make all the difference, including the look and feel of functional elements. From simulated woodgrain patterns and solids to more dramatic designs, it's never been easier to perfectly complement an environment or create a unique focal point.



Hospitality Design Guide

Find market-specific door recommendations here.



Featured: HPDL in Williamsburg Cherry

Unique Patterns, Seamless Coordination



HPDL doors beautifully harmonize with guestroom design elements as they can be matched to walls, nightstands, and desks.



An HPDL door makes a strong statement at the guestroom entrance. See how the addition of Clean Edge and Impact Edge promote sanitization and help prevent cracks in the door face: pg 10.

Education

Enhance Learning Through Durable, Distraction-Free Designs

Studies show that building material aesthetics have the power to reduce distractions, which can have a profound effect on student learning. Our durable laminate doors balance aesthetics, durability, and purpose to match the design intent of any environment—from classrooms optimized for quiet studies to gymnasiums designed to energize a crowd.



Education Design Guide

Find market-specific door recommendations here.

Inspiring Surfaces, Lasting Value



HPDL doors stand up to classroom demands school year after school year and can be exactly matched to lab tables and other laminate surfaces.

Available with attack-resistant safety features. For details about the Forte™ Defendr™ Door System visit www.forteopenings.com/AspiroDefendr.





Office

Power Productivity with Durable, Natural Beauty

Office environments need to balance collaboration and privacy while supporting flexibility and comfort. Biophilic design, featuring natural elements such as wood grains, remains a powerful, productivity-boosting tool. The right HPDL doors can provide a natural aesthetic with a range of simulated grain patterns in durable laminate surfaces to achieve the desired look within budget.

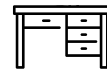


Office Design Guide

Find market-specific door recommendations here.



Clean, Consistent, Cost-Effective



Custom HPDL doors can add an inspiring pop of color, while coordinating with desks, shelves and other laminate surfaces.



HPDL doors elevate busy office suites with woodgrain inspired finishes that can coordinate with walls, floors, and more.

Protective Edge Options

Quality Construction, Seamless Design

Durable, easy-to-clean laminate doors are designed to meet the rigorous performance and aesthetic expectations of today's most demanding environments. Available in your choice of 3-ply or 5-ply bonded construction.

Protective edge options deliver the added durability and cleanability that busy public environments require.


IMPACT EDGE WITHSTANDS

30X
IMPACT

vs. standard laminate edge



For optimal durability and cleanability, choose 5-ply laminate with Impact Edge and Clean Edge.



Clean Edge

Combat bacterial growth with concealed top and bottom rails.

- **Smooth surface for easier sanitization**
- **Stands up to commercial floor cleaners**
- **Reduces delamination of door faces**



Impact Edge

An attractive alternative to costly metal edge guards.

- **Permanently adhered for lasting performance**
- **Seamless design for no gaps**
- **Face-before-edge construction prevents face cracks**
- **Helps extend the overall life of the door**

Performance Core Options

Customized Performance

Enhance occupant comfort and safety in any space with a variety of core options to meet the specialized needs of every opening.



Extra Durability

Ideal for:

- Emergency Rooms
- Hotel Lobbies
- Gymnasiums
- Assisted Living Facilities



Fire Rated

Ideal for:

- Hotel Guest Rooms
- Assisted Living Facilities
- Mixed Use



Sound Resistant

Ideal for:

- Patient Rooms
- Hotel Guest Rooms
- HR Offices



Attack Resistant

Ideal for:

- Classrooms
- Government Offices



Radiation Protection

Ideal for:

- Imaging Rooms

Specify with Confidence

With a streamlined offering, we make it easy to select doors based on your specific requirements. Choose our Aspiro® Series to make a grand entrance or select our Cendura® Series to meet commercial needs.

Aspiro® Series

Choice Laminates

Create world-class environments that inspire. The Aspiro® Series embodies the highest aesthetics and performance qualities and is ideal for creating the most impactful experience in spaces that are frequently visited, but rarely forgotten.



Curated or custom colors, patterns, and finishes



A wide variety of specialized core options available



Impact Edge and Clean Edge available



Lifetime Warranty



Featured: HPDL in Eden Wood

Cendura® Series

Everyday Laminates

Explore a full range of commercial doors that are engineered to stand up to demanding environments for the long haul. The Cendura® Series offers an ideal balance of performance, aesthetics, and value while meeting the requirements of commercial openings.



Curated selection of standard colors, patterns, and finishes



Fire-rated cores and sound-resistance cores (up to STC 35) available



Limited Lifetime Warranty*

*Additional exceptions for some core or surface types.



Featured: HPDL in Wild Cherry

Door Series Overview

| Aesthetic Features | Description | Cendura® Everyday Laminates | Aspiro® Choice Laminates |
|--|--------------------|--------------------------------|-----------------------------|
| HPDL Faces Nominally .050" Thick | 3 ply | ● | ● |
| | 5 ply | ● | ● |
| | Standard Color | ● | ● |
| | Custom Color | | + |
| Stiles | Matching Face Edge | ● | ● |
| | Hardwood Edge | ● | ● |
| | Impact Edge | | + |
| Rails | Clean Edge | | + |

| Performance Features | Description | Cendura® Everyday Laminates | Aspiro® Choice Laminates |
|----------------------------|-------------------------------------|--------------------------------|-----------------------------|
| Cost Effective Cores | Particleboard | ● | ● |
| Durability Cores | Extra Heavy-Duty Particleboard | + | + |
| | Structural Composite Lumber | + | + |
| Fire Resistant Cores | 20-min | ● | ● |
| | 45-min | + | + |
| | 60-min | + | + |
| | 90-min | + | + |
| Environmental | CARB Phase II (TSCA) | ● | ● |
| | NAUF | + | + |
| | FSC | + | + |
| Sound Resistance Cores | Up to STC 35 | + | + |
| | >STC 35 | | + |
| Radiation Protection Cores | Lead-Lined | | + |
| Attack Resistant System | Aspiro® Series Defendr™ Door System | | + |
| Life Options | Wood Beads - Various Profiles | + | + |
| | Metal Vision Frames | | + |

- Standard Feature
- + Upgrade



Shopping other surfaces?




Aspiro® and Cendura® are global product lines that span our full offering, including laminate, wood veneer, painted, and stile & rail. So, it's simpler to select, spec, and order the right door solutions —no matter what surface or style you have in mind.

Choose from Curated Colors


All featured colors are available on both Aspiro® and Cendura® Series doors. Choose from thousands of additional standard options in our Doorbuilder program. Custom colors are available on Aspiro® doors for an additional charge and may require longer lead time.

For sample requests, visit forteopenings.com/samples


Airy Neutrals




Standard Color Pairings



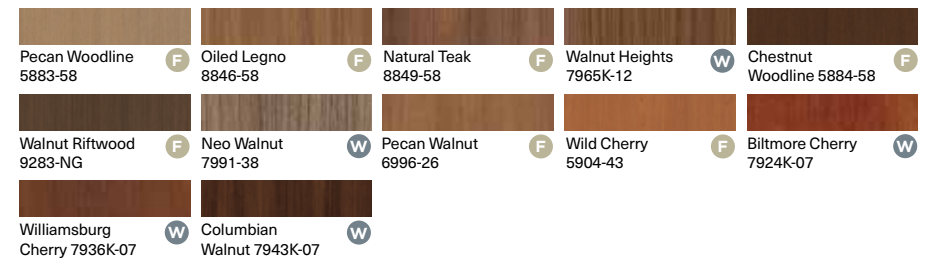
Organic Naturals



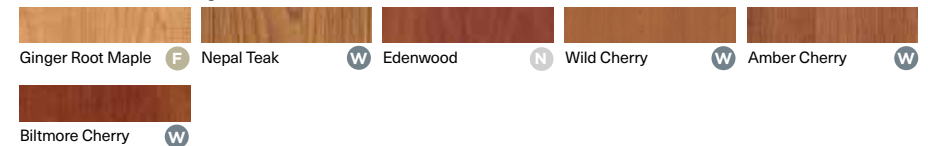
STANDARD COLOR PAIRINGS



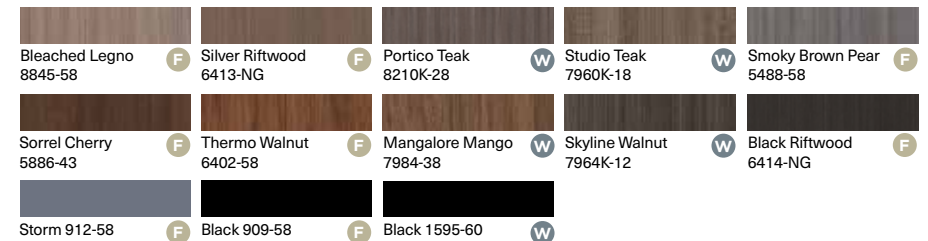
Classic Midtones



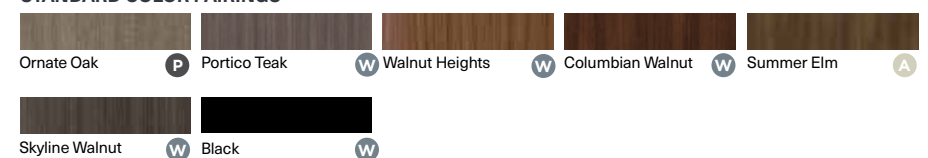
Standard Color Pairings



Dark and Dramatic



STANDARD COLOR PAIRINGS



Find the Perfect Finish

Laminate color patterns can be specified in a variety of finishes. Choose a textured finish to enhance the look of woodgrain, or high gloss for a writable surface. Some finishes offer added resistance to fading, scratching, and staining.

For guidance, ask your Forte sales rep.

Standard Finishes

Our best value with a range of options to meet the needs of most projects.

Tier 1: Base



38 Fine Velvet Texture W



60 Matte W



58 Matte F



43 Artisan F

Tier 2: Premium



7 Textured Gloss W



12 Soft Grain W



16 Casual Rustic W



18 Linearity W



28 Gloss Line W



78 Fine Grain W



79 Ridgewood W



NG Natural Grain F

Tier 3: High Gloss



PG Pure Grain F



WR WoodBrush F



1 Gloss W

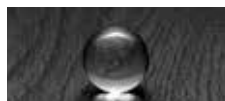


90 Gloss (Writable Surface) F

Tier 4: High Definition



26 Oiled Wood F



57 Aligned Oak W



67 Aligned Walnut W

Standard+ Finishes

Available at additional cost; may require longer lead time.

| Finish Code | Pionite | Nevamar | Wilsonart |
|-----------------------|---------|---------|-----------|
| 55 - Glaze | | | • |
| AW - Ashwood | • | • | |
| GL - Gloss | • | • | |
| MG Medium Gloss | | • | |
| PV Polished Velvet | | • | |
| SD Textured/Suede | • | • | |
| WE Wood Essence | • | | |
| BB - Barnboard | • | • | |
| FL - Fine Line | • | • | |
| VE - Velvet | • | • | |

* For projects with highly specialized needs, Standard+ finishes and custom colors are available. Non-standard options will typically require additional cost and lead time.

Your Trusted Partner

Forte™ Opening Solutions is dedicated to making every door, every interaction, and every opening unforgettable. With over 100 years in the industry, we are more than a supplier—we're a trusted partner. With deep expertise and market insights, we're poised to guide you to the best solutions helping you make confident, informed product choices.

As a leader in the design and manufacture of commercial doors, we believe great design can change the way people live and work, and we're committed to making your experience seamless and intuitive.


Looking for samples?

Ask your Forte™ sales representative or visit forteopenings.com/samples

Need a rep?

To find your Forte™ sales representative, visit forteopenings.com/contact-us/find-a-rep

Colors and finishes shown in print or digital materials may vary from actual product colors. For the most accurate color representation, please refer to a physical sample or color swatch.



Featured: HPDL in Uptown Walnut



Call 1-877-332-4484 or learn more at
forteopenings.com/categories/flush-laminates

Printed in the United States
©2025 IBP Solutions US, LLC
dba Forte Opening Solutions
2024-FOS-LIT-102-V2