

BAILLARGEON® SERIES

INTRODUCING NEW 38" (965 MM)
8200/8220-MO

Commercial Moulded Panel Doors

FORTE
OPENING SOLUTIONS



Why introduce this product now?

Canadian men and women rank among the highest life expectancies in the world. That means more and more Canadians are living past 80 years old.

This is why our building codes are now addressing more of the specific

needs of our country's senior living communities. One of the code changes requires doorways to be more open to allow easy access to those in wheel chairs. To meet this requirement, doors in wider widths are needed.

At Forte™ Opening Solutions, we're always looking for ways to serve you and your clients better and make your job a little easier.

We developed the new 38" (965 mm) moulded panel door to answer this call.


Helps you meet the new codes with style for your next senior living facility.

Our 38" (965 mm) Moulded Panel Doors are your answer to providing your clients with attractive, code-compliant doors to complement their living spaces. Until now, to get a 38" (965 mm) wide door you were limited to flush wood doors with applied mouldings or hollow metal doors. With this new solution, you can specify doors that are not only durable, but look great and will enhance your building's interior design.

What's the impact of recent building code changes on your doors?

Article 3.3.4.11 of the newest Canadian Build Codes requires retirement homes to meet the following:

- "Minimum clear width for doors (serving residents) - 860 mm"
- This means you must specify a door type available in 38" (965 mm) widths to meet this new clear width requirement.



The Story Behind Forte™ Opening Solutions— Built on a Century of Experience **Shaping Better Environments™**

At Forte Opening Solutions, we believe a door is more than just a door. It's a central fixture of every space, and can dramatically shape the built environment.

Yet, when it comes to choosing doors the choices can be overwhelming for owners, builders and architects. Many architects and builders are so entrenched in other project decisions they don't know where to start.

We're here to support you with knowledge and guidance from our market experts - so you can choose the right doors with confidence. To create successful buildings and shape better environments.



AVAILABLE DESIGNS AND DIMENSIONS:

DESIGNS:

Out Moulded Panel doors
are currently available in
a 2 panel design.

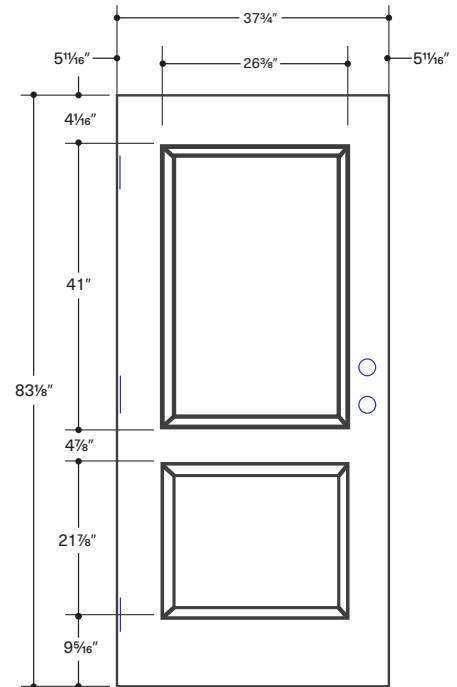
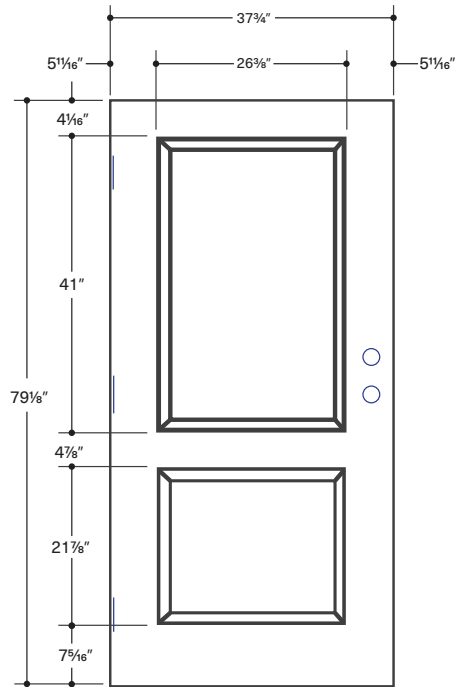
DIMENSIONS:

Width: 38" (965 mm)

Standard heights: 7'0" or 6'8"
(2134 mm or 2032 mm)

THICKNESS:

1-3/4" (20 min. or non-
rated particle core)



ADVANTAGES OF A 38" (965 MM) MOULDED PANEL DOOR

SMOOTH EMBOSSED PANELS

2 panel

SOLID CORE CONSTRUCTION

- DURABILITY**
- Solid core construction resists warping, shrinking and cracking.

COMMERCIAL QUALITY

- Pre-machining allowed
- Surface & concealed overhead stop
 - Surface & concealed closer arm
 - Magnetic switch
 - Viewers
 - Concealed automatic door bottom
 - Cylindrical lock & dead locks 5" c/1 Min.
 - Mortise lock maximum cut-out size (1.0625" x 4.682" x 6.750")

PEACE OF MIND

- 3-YEAR WARRANTY**
- MEETS THE CODES**
- Satisfies CDA (Canadians with Disabilities Act) requirements

Does your next senior living project call for interior doors with more personality?

Are you familiar with all of the benefits a moulded panel door can provide for your projects?

Grab them today at [ForteOpenings.com](https://forteopenings.com)

PAINTING OPTIONS

Start with our top-of-the-line primer

Panels come factory primed as a standard finish. Consider warranted factory painting with our water-based paint as an option for a smooth uniform finish and less work on the job site.

Versatility to complement your colour scheme

You have our seven standard designer colors to choose from. Or you can go with one of our trend-inspired color options.


Standard Paint Colors

Our best value with a range of options to meet the needs of most projects.



Standard+ Paint Colors

Trend-inspired hues for a more customized look without the custom price.



★ Sherwin-Williams Color of the Year, 2024.

PRODUCT SPECIFICATIONS	
Particle core standard duty.	
Serie #8200 Door Thickness	1-3/4"
Stiles	Clear low-density wood stile for a total width of 1-3/16" (30 mm): MO: Manufacturer's choice. Matching edge and Veneer edge not available
Top and Bottom Rails	1-3/16" (30mm) finger-joint low-density wood or SCL or laminated strand lumber (LSL), manufacturer's choice
Core	Solid Wood Based Particleboard Density of 32 lbs per cubic foot Complies with ANSI A208-1 standards
Lock Block	Integrated
Adhesive	Type 1 PVA Cross-link
Faces	Primed embossed
Finish	Faces are factory-primed Optional standard factory paint colours available Custom colour options available upon request
Use	Interior
Warranty	3 years
Note	Dimensions are nominal before trimming
Options	20-Minutes ITS-WH (1-3/4" Only) specify 8220 Series

WHY CHOOSE FACTORY FINISHING?

Consistency

- Uniform colour, texture and coating consistency
- Paint applied and cured with state-of-the-art modern spray system designed for optimal flash-drying and cooling cycles, providing quality finish with greater durability than field-painted doors

Efficiency

- Expedited project completion with production scheduled factory-finishing
- Lower finishing costs, as job site preparation, painting and clean up are not necessary

Reliability

- Factory-controlled environment that reduces contact with dust and dirt
- Enhanced design options afforded by reliable and repeatable factory color matching.