

Doors Accelerated



What You Need, When You Need It

We are committed to providing trusted service, expertise, and customized openings to meet our customers' needs. With our extensive inventory, deep capabilities, and reliable service, we excel at crafting tailored solutions that align with our customers' specific requirements.

It's how we can offer Quick Ship delivery in 2 weeks or less!

Contact us when:

- Schedules are tight
- You need to gain occupancy
- Mistakes arrive on site
- Damage occurs on the jobsite

The USA Wood Door Difference



TRUSTED SERVICE

Expert guidance and exceptional service from order to delivery.



TAILORED SOLUTIONS

Extensive offering for customized openings on expedited timelines.



EXCEPTIONAL QUALITY

Reliable, consistent results for a hassle-free experience.



SUPERIOR SPEED

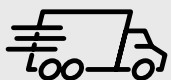
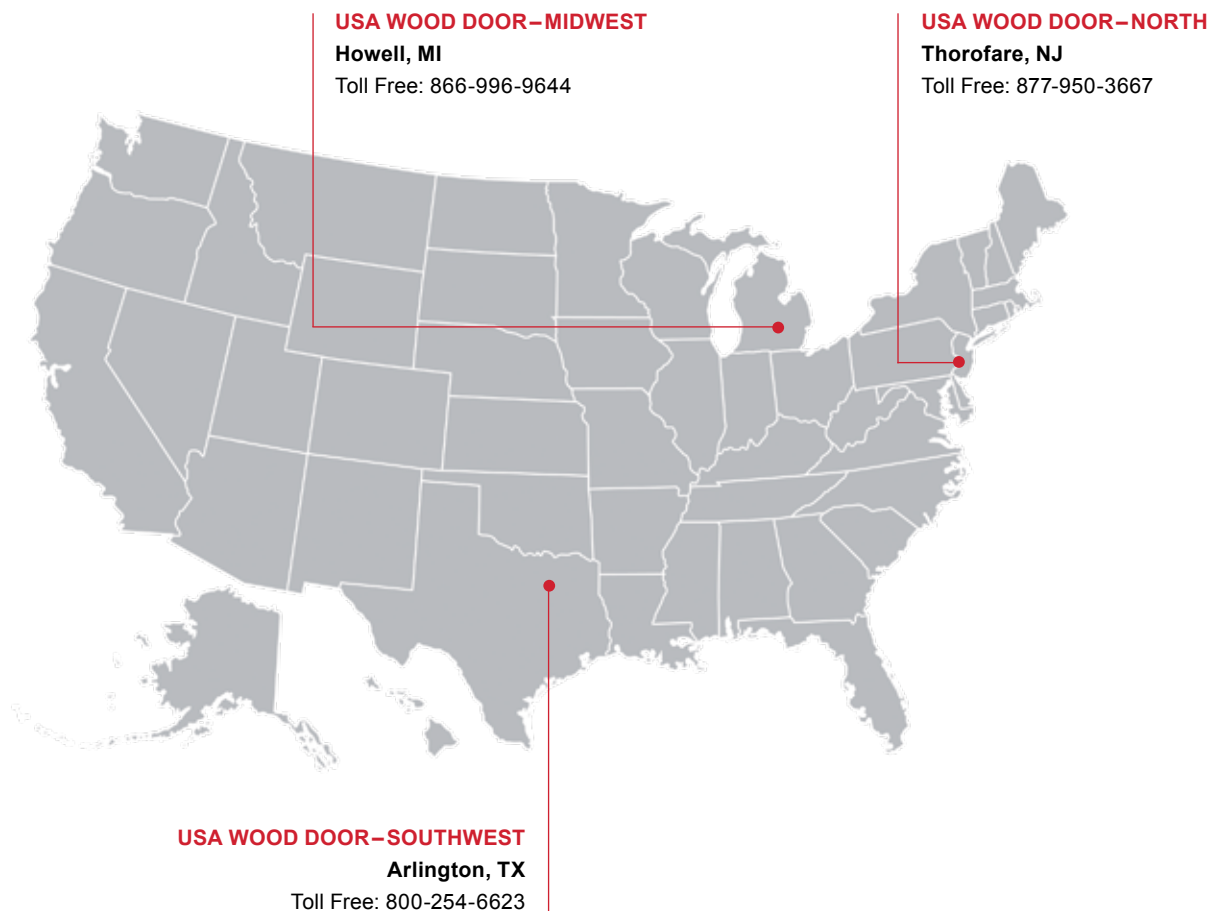
Getting you what you need, when you need it.

National Coverage with USA Quality

Every order is delivered directly to you on our regional trucks.

- ✓ Fast, Consistent Delivery
- ✓ Reliable Driver Relationships

And when delivery is needed outside of our metropolitan markets, we LTL products nationwide using durable crates to ensure quality.



Superior Speed

Speed and reliability are the foundation of our promise to be your ultimate solution. Our focus on prompt solutions spans from intake to execution to be the partner who gets you what you need, when you need it.



Wood Door Offering

Wood Veneer

We stock a wide range of the most popular veneers including birch, oak, cherry, and maple. Our offering delivers an aesthetic door with a wide range of performance attributes to choose from, for durability, fire resistance and more.

Performance Attributes:



Cost Effective Core A C E

- Particleboard
- Hollow



Environmental A

- NAUF
- FSC
- LEED Doors
- CARB Phase II (TSCA) C E



Durable Core A

Structural Composite Lumber



Sound Attenuation A

Up to STC 45



Fire-Resistant

- Up to 90 Minutes A
- Up to 20 Minutes C E
- Positive Pressure Category A A



Radiation Protection A

Lead-lined

A ARCHITECTURAL

C COMMERCIAL

E ECONOMY



VENEER FACES		A	C	E
	Rotary Natural Birch	•	•	•
	Rotary White Birch	•		
	Plain Sliced Natural Birch		•	
	Plain Sliced White Maple	•		
	Plain Sliced Red Oak	•		•
	Plain Sliced White Oak	•		
	Plain Sliced White Birch	•		
	Plain Sliced Cherry	•		
	Plain Sliced Walnut	•		
	Quarter Cut African Mahogany	•		
	Plain Sliced African Mahogany	•		
	Rift Cut Red Oak	•		
	Uniform Lite Birch		•	

GRADE		A	C	E
	Grade A	•	•	
STILES	Non-Graded	•		•
	Matching Hardwood Edge	•		
	Compatible Hardwood Edge	•		
WARRANTY	Mill Option	•	•	•
	Lifetime Warranty	•		
	Limited Lifetime Warranty		•	
	Limited One Year Warranty			•

Stain Offering:

Enhance the natural grain, texture and beauty of your wood veneer doors with select stains from our curated color collection. Ask about our custom finishes to meet your unique needs.



Clear



Bourbon



Cane



Caramel



Cinnamon



Cocoa Bean



Espresso



Honey



Nutmeg



Rolled Oats



Saffron



Toast



Stout



Exceptional Quality



Precision and quality are ingrained into every step of our manufacturing and delivery processes. Our careful attention to detail is how we've earned a reputation for a hassle-free experience.

Paintable

Bring color to life with the versatility and consistency of our ready-to-ship, factory-finished painted doors. Our paintable stock options include wood species, medium density overlay (MDO) and primed hardboard, all delivered pre-finished or primed.



		A	C	E
FACES	Medium Density Overlay (MDO)	•		
	Wood Veneer	•	•	•
	Tempered Hardboard		•	
STILES	Hardwood with SCL Backer	•		
	Structural Composite Lumber		•	
	Softwood		•	
PRE-FINISHES	Standard	•	•	
	Primed	•	•	
	Custom	•	•	
	Clear	•	•	•
WARRANTY	Lifetime Warranty	•		
	Limited Lifetime Warranty		•	
	Limited One Year Warranty			•



ARCHITECTURAL



COMMERCIAL



ECONOMY

Performance Attributes:



Cost Effective Core **A** **C** **E**
Particleboard



Environmental
• LEED Doors **C**
• CARB Phase II (TSCA) **A**
• FSC **A**



Fire-Resistant **A** **C**
Up to 90 Minutes



Durable Core **A**
• Structural Composite Lumber
• Extra Heavy Duty Particleboard



Sound Attenuation **A**
Up to 45 STC

Laminate

Our ready-to-ship laminate doors enable you to meet or exceed critical performance requirements. This includes demanding environments like healthcare, hospitality, education, and office facilities. All while delivering aesthetic, acoustic, safety, and sustainability benefits that can significantly enhance the occupant experience.

		A	C	E
HPDL FACES	Wilsonart	•		
	Formica	•		
	Pionite	•		
	Nevamar	•		
STILES	Matching Face Edge	•		
WARRANTY	Lifetime Warranty	•		



A ARCHITECTURAL **C** COMMERCIAL **E** ECONOMY

Performance Attributes:



Cost Effective Core **A**
Particleboard



Environmental **A**
CARB Phase II (TSCA)



Fire-Resistant **A**
Up to 90 Minutes



Durable Core **A**
Structural Composite Lumber



Sound Attenuation **A**
Up to 30 STC

Metal Door Offering

Hollow Metal Doors

Steel doors offer excellent value due to their inherent strength and durability, ensuring longevity compared to other materials. Our offering includes a full complement of metal doors that meet the requirements of virtually any opening — from fire-rated cores to energy cost reduction.

Performance Attributes:



Durable Core **C**

Polystyrene



Fire-Resistant **C**

Up to 3 Hours



Environmental **C**

- Thermal Insulation (R-Value) of 7.14
- HMMA 841-13
- SDI-100 (Level 2, Model 1)



Sound Attenuation **C**

Up to 35 STC



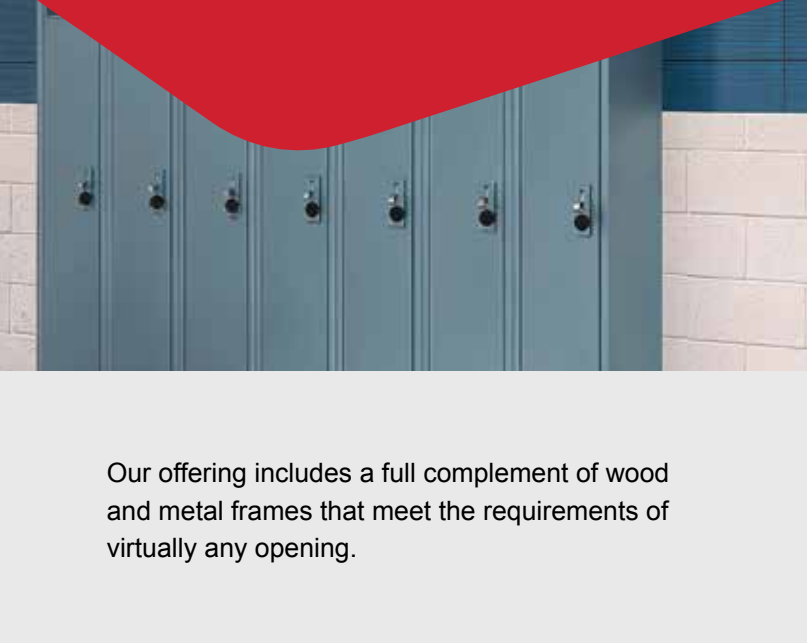
Tailored Solutions

Our extensive inventory, paired with custom capabilities, allows us to excel at crafting customized solutions that align with our customers' specific requirements. This ensures that you can get precisely what you need, on your schedule.

		C
METAL FACE	16-Gauge A60 Galvanneal Steel	•
	18-Gauge A60 Galvanneal Steel	•
STILES	Hemmed Vertical Edge Seam	•
RAILS	Flush Cap Installed	•
PRE-FIT SIZES	Beveled Edges, Handed	
	Square Edges, Non-handed	•
FINISH	Gray Water-based Primed	•
WARRANTY	Lifetime Warranty	•



Wood & Metal Frame Offering



Wood Frame Offerings

		A	C
WOOD TYPES	Maple	•	
	Red Oak	•	
	Cherry	•	
	Poplar	•	
	Primed FJ Pine	•	•
PRE-FINISHES	Clear	•	
	Standard Colors	•	
	Custom Colors	•	
	Primed	•	•



Performance Attribute:



Fire-Resistant
Up to 20 Minute available for Maple, Oak & Cherry



Steel Frame Offering



Masonry Frames



Drywall Frames

		M	D
FACE	16-Gauge A60 Galvaneal Steel	•	•
CORNER DETAIL	Die-Mitered Multi-tab Corner Assembly	•	•
BUILD	3-Piece Knockdown (KD) Frame	•	•
	Welded	•	
FINISH	Gray Water-based Primer	•	•
WARRANTY	Limited Lifetime Warranty	•	•

M

MASONRY

D

DRYWALL

Performance Attributes:



Fire-Resistant

- Up to 3 Hours

M
- Up to 90 Minutes

D



Environmental M D

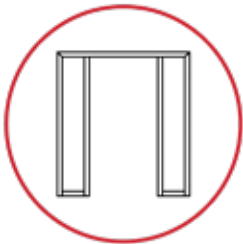
- HMMA 841-13
- SDI-100 (Level 2, Model 1)

Custom Frame Offering

As your one-stop shop, we offer custom frame solutions to meet the requirements of virtually every opening.



MATERIAL	18-Gauge A60 Galvanneal Steel
LABEL CAPABILITIES	Stock Frames come standard with an embossed label. Custom and stock frames can be labeled to Intertek guidelines.
HINGE JAMB	Prepped for 4-1/2" x 4-1/2" hinges; 7-Gauge convertible standard weight (0.134")
STRIKE JAMB	Prepped for ANSI-A 115.1 - 1 1/4" x 4 7/8" ASA strike; prepared for 3 silencers
ANCHORS	Welded floor anchors are standard. Other anchor types available.
MACHINING	Machining preparation per hardware manufacturer's template. Some limitations apply.
FACTORY FINISH	Light Gray Water-based Primer



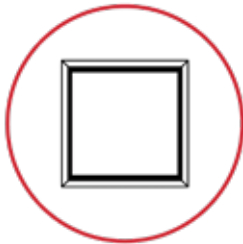
Double Sidelite



Transom Frame



Multiple Opening




Borrowed Lite



Transom Sidelite



Double Partial Sidelite



Single Sidelite



Single Partial Sidelite



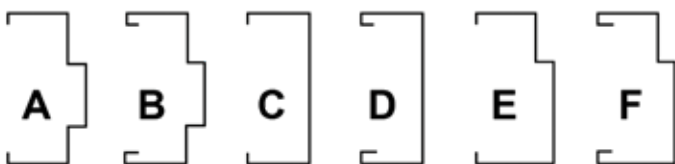
Trusted Service

Reliable products and market expertise drive our dependable responses and solutions. We are dedicated to being the partner you choose to solve problems, guiding you to the right solution and delivering exceptional service from order to delivery.

Custom Frame & Elevation Profiles

Custom elevation and 14-Gauge frames are also available.

Standard Profiles



Double Egress Profiles



Custom Capabilities

We've Got You Covered

Our extensive inventory is complemented by custom capabilities to provide a comprehensive offering.



Dutch Door Shelves



Wood/Metal Astragal Sets



Applied Mouldings



Wood/Metal Lite Kits & Louvers



Wood Grill Lite Kits



Glass & Glazing



Stocking All Your Hardware Needs

We have all the commercial hardware you need—hinges, closers, locksets and more—in stock. Work with our team to choose the right options to help you meet ANSI standards.



Hinges

Available in multiple finishes and weights



Door Push / Pulls



Door Closers


Available in no cover, heavy duty (HD) and extra HD; all are ADA compliant

LOCKSETS



Exit Devices & Trim

Available in standard, HD, and rim for single doors and SVR for both active double doors. Fire-rated devices also available



Cylindrical Locksets & Deadbolts

Grade 1 multiple finishes available



Mortise Locks

Grade 1 multiple finishes available


AUXILIARY HARDWARE



Flush Bolts



Door Stops & Roller Latches



Weather Strip Thresholds & Sweeps

We're Ready to Meet Your Needs



USA Wood Door is committed to providing trusted service, expertise and customized openings to meet your specific product—and timing—needs. **Here's how to reach us.**

Outside Sales Director:

JASON YELEN

Email: jasony@usawooddoor.com

Phone: 201-704-4713

Plant Information:

USA WOOD DOOR—NORTH

Thorofare, NJ

Toll Free: 877-950-3667

Request a Quote: quotes@usawooddoor.com

Order Entry & Customer Service:

sales@usawooddoor.com

USA WOOD DOOR—MIDWEST

Howell, MI

Toll Free: 866-996-9644

Request a Quote: midwestquotes@usawooddoor.com

Order Entry & Customer Service:

midwestsales@usawooddoor.com

USA WOOD DOOR—SOUTHEAST

Toll Free: 866-996-2027

Request a Quote: southeastquotes@usawooddoor.com

Order Entry & Customer Service:

southeastsales@usawooddoor.com

USA WOOD DOOR—SOUTHWEST

Arlington, TX

Toll Free: 800-254-6623

Request a Quote: southwestquotes@usawooddoor.com

Order Entry & Customer Service:

southwestsales@usawooddoor.com