

FOR INTENSIVE USE

- A STILES:** 1/8" (3 mm) thick veneer longitudinally laminated by hot pressing with type 1 structural glue, (LVL) or laminated strand lumber (LSL), including a 7/8" (22 mm) piece of hardwood, for a total width of 1 3/16" (30 mm):
- ME:** Matched with faces.
- VE:** Covered with 1/32" (0.7938 mm) wood veneer, matched with faces.
- B TOP AND BOTTOM RAILS:** 1 3/16" (30 mm) in wood or SCL, (LVL) or (LSL), at manufacturer's choice.
- C CORE:** Solid particleboard. Density of 32 lbs per cubic foot.
- D FACES:** Wood veneer (choice of face veneers; 2 ply plywood), fiber board or plastic laminate glued to composite crossband.

LOCK BLOCK: Integrated.

GLUE: Type 1 PVA Cross-link.

INTERIOR USE only

WARRANTY: Lifetime

NOTE: Dimensions are nominal before trimming.

OPTIONS

- 20 min fire rating not available.
- With 1/4" (6 mm) clear glass.
- Desired number of glass units:
 - For our standard 15 glass units, specify FR15.
 - For 10, 12, 18, 20 or 24 glass units, specify FR10, FR12, FR18, FR20 or FR24.

Widths of:

- 18" (457 mm) and under = 5 glass
- 20" (508 mm) to 26" (660 mm) = 10 glass
- 28" (711 mm) to 36" (914 mm) = 15 glass
- 38" (965 mm) to 48" (1,219 mm) = 20 glass

Glass coated with transparent protective film for finishing.

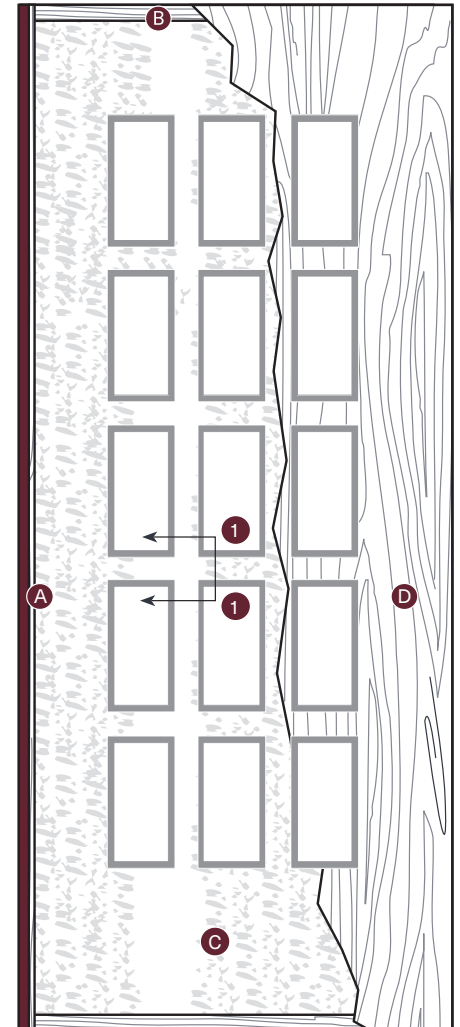
STC sound rating not available.

LEED CONTRIBUTION OPTIONS

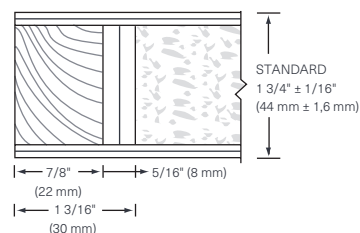
- EPD
- Recycled content
- LEED V4.1
- FSC
- ULEF

PERFORMANCE MEASUREMENT

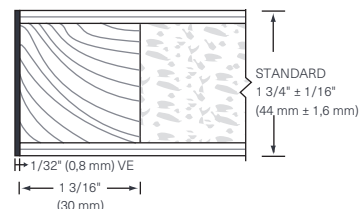
- ANSI/WDMA 1.S.1A
- ANSI A208-1 (particle board LD2)
- ASTM-D1037 and D198-98 (LSL)
- ASTM-D5456-93 (LVL)
- AWS



A STILES ME



A STILES VE



B RAILS

