



DSL-330 MkIII

**Double Pass Particulate Monitor
Measures 0-1000 mg/m³
With optional calibration check function**

Ideal for monitoring particulate levels in the exhaust gas of industrial combustion or air filtration processes.

The DSL-330 is an optical instrument designed to measure the concentration of dust or particulate matter in an exhaust gas passing through a duct, stack, or flue; typically the exhaust gas from an industrial combustion process or air filtration system.

The DSL-330 uses the double pass light transmission measurement technique, with a folded beam Transceiver / Reflector arrangement. A light beam emitted from the Transceiver (TRX) passes across the duct, stack or flue to a Reflector, which then returns the light to the Transceiver where the intensity of the received light is measured. Increased particulate or dust in the stack gas attenuates the transmitted light. When calibrated against standard reference measurements, this reduction in intensity can be used to calculate the particulate concentration and present a reading in mg/m³.

The light source in the Transceiver is a high intensity, high reliability green LED which provides long life and stable intensity. The transmitted light beam is pulsed to give complete immunity to ambient light levels. The intensity of the transmitted light is monitored at source so that any variations in the emitted light level are compensated in the received signal. The Transceiver has on board temperature measurement to provide stability over temperature.

The DSL-330 is available with or without an Operator Interface (control unit) so for the most cost effective monitoring solution the DSL-330 can operate as a “standalone” instrument consisting of the Transceiver head (TRX) and Reflector head, with all electrical connections (including outputs such as the alarm relays, 4-20mA and ModBus) being made inside the TRX head. As a stand-alone instrument the DSL-330 is set-up and controlled using the supplied utility software, installed on a PC or laptop, and connected via the USB connector on the TRX. When supplied with an Operator Interface (OI) all power supply and output connections are made in the OI rather than the TRX.

The DSL-330 has no moving parts, is of rugged design and has an excellent reliability record. Regular maintenance simply involves cleaning the optical surfaces, which are easily accessible due to our latched head design. Both heads are supplied with an air purge body which, when connected to a high volume source of clean air, keeps the contaminated stack gas away from the lens surfaces. An Aluminium air purge body is available for use on standard installations and a more advanced Stainless Steel air purge body is available for more demanding installations. Alternatively, an air purge body with a built-in Optical Protection Shutter is available, which closes a steel shutter when the clean air source is interrupted, helping to protect the sensitive optics from the contaminated stack gas.

Benefits

- In-situ measurement directly in exhaust gas flow
- Modulated green LED source for long lifetime stability and immunity to ambient light
- Rugged 316L stainless steel construction
- Free utility software for PC based setup, control, and data logging
- In-situ zero and calibration check facility
- Choice of interface options enabling easy integration

Specification

Measurement Performance

Item	Parameter	Units	Min	Max	Comment
1	Path Length (flange to flange)	m	0.5	10	Flange-to-flange separation
2	Measurement Range	mg/m ³	0	1000	Selectable
3	Accuracy	%	-2	+2	Relative to full scale. At 1m path length
4	Resolution	%		0.1	Display resolution
5	Damping	s	1	60	Selectable
6	Drift with Temperature	%	-2	+2	For a 20°C change in operating temperature
7	Operating Wavelength	nm	510	540	Green LED

Power & Air Requirements

8	Voltage	Vdc	+24		Optional 90-260Vac PSU available
9	Voltage Tolerance	%	-10	+10	
10	Nominal Current Consumption	mA		500	
11	Power Up Current Consumption	mA		500	
12	Air Supply Volume Flow	L/min	150	200	To each air-purge body.
13	Air Supply Fitting	1" BSP threaded aperture in each air-purge body			

Cable and Wire


14	Cable type - TX/RX Interconnection	cores	4		Screened multi-core, such as Belden 9873
15	Wire Size at Terminal Connections	AWG	20	14	

Interface Options

16	Serial Comms				ModBus RTU via RS485 (RX) Internal USB (OI), external USB (RX)
17	Analogue Output (one)	mA	4	20	Isolated and scalable
18	Digital Relay Contacts (two)	A	0	3	@30Vdc (signal level and data valid)

Physical

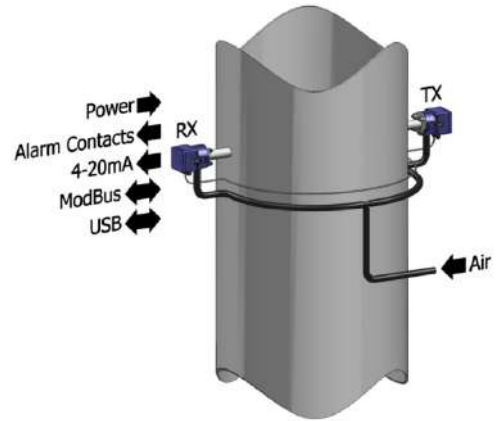
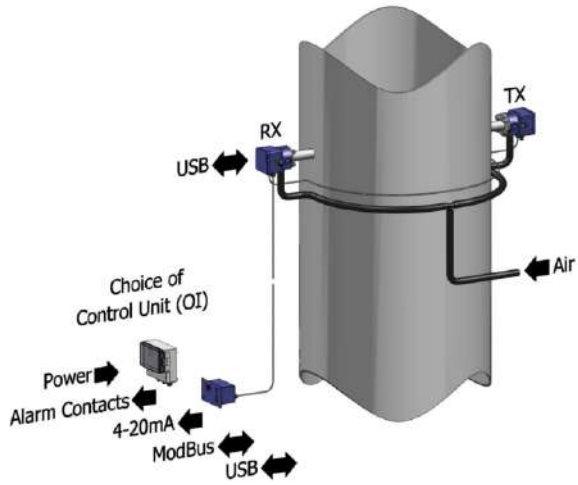
Item	Parameter	Units	Min	Max	Comment
20	Ingress Protection: -Heads		IP65		For external use
21	Ingress Protection: - OI Wall Mounted		IP65		Hinged door and terminal compartment shut. From front face of panel when installed.
	- OI Panel Mounted		IP64		
22	Ambient Operating Temperature	°C	-20	+55	Air temperature around the heads.
23	Operating Humidity	%		100	Air humidity around the heads.
24	Gas Temperature	°C		+600	Heat insulating gaskets included. (Higher temperatures on request)
25	Regulatory Compliance				2014/30/EU (Electromagnetic Radiation) 2014/35/EU (Low Voltage)
26	Materials: - Heads	AISI/SAE 316L stainless steel			
27	Materials: - Air-Purge Bodies	Powder coated cast aluminium or stainless steel for demanding installations			
28	Materials: - OI Wall Mounted	UL rated polycarbonate enclosure; aluminium front panel with PU laminate overlay and with nylon cable glands			
	- OI Panel Mounted	Powder coated steel back-box; aluminium front panel with PU laminate overlay and with nylon cable glands			
29	Weight	kg		2.5	TX or RX head plus Aluminium Air-Purge body
30	Weight: - OI Wall Mounted	kg		1.3	
	- OI Panel Mounted			1.3	
31	Warranty	months	24		Return to base warranty. Extensions available




Configuration Options

Configured with an OI: Wall or Panel Mounting

Stand Alone Configuration

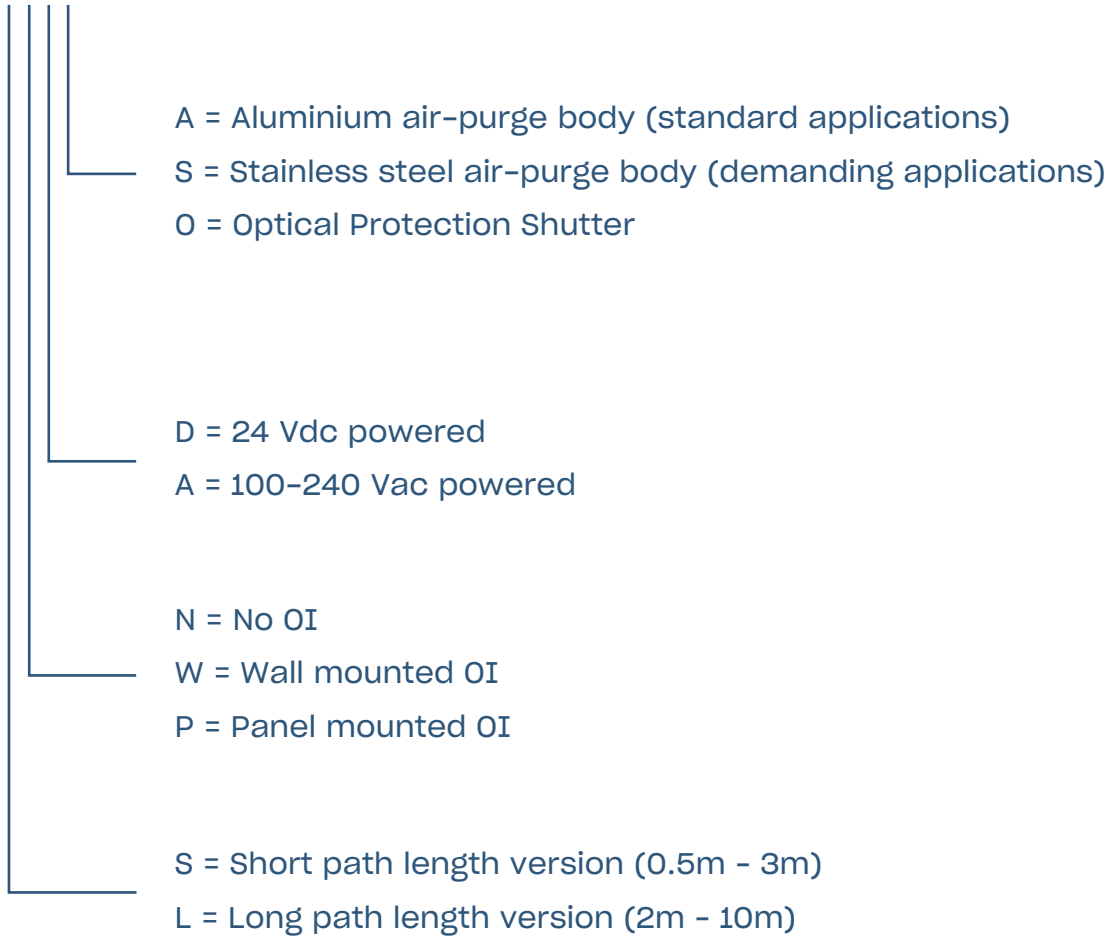


Dimensions (mm)



Ordering Details

DSL-320-XXXX-MKIII



Options & Accessories

Description	Order Code	Notes
<p>Mounting Flange & Fixing Kit</p> 	ASY-067	1.5" ANSI 150 flange pattern with 240mm long extension tube (x2).
<p>Fixing Kit for use with Aluminium Air Purge Body or Optical Protection Shutter</p>	ASY-071	Contains M14 x 100mm studding, flat washers, spring washers and M14 nuts.
<p>Fixing Kit for use with Stainless Steel Air Purge Body</p>	ASY-245	Contains M14 x 100mm studding, flat washers, spring washers and M14 nuts.
<p>Weather Cover</p> 	ASY-080	Hinged stainless steel weather / heat cover for protecting externally mounted heads.
<p>Screened Cable</p>	CBL-099	7-core, screened LSZH cable.
<p>Boxed PSU</p>	DSL-PSU-25	Multi AC input, 24Vdc output 25W, IP67 rated enclosure

Description	Order Code	Notes
<p data-bbox="142 369 408 400">Laser Alignment Tool</p> 	<p data-bbox="673 499 831 524">DSL-LAT08A</p>	<p data-bbox="935 483 1394 551">Tool to aid the alignment of the two heads across the stack.</p>
<p data-bbox="142 705 272 736">Blower Kit</p> 	<p data-bbox="673 766 871 790">DSL-BK40B-110</p>	<p data-bbox="935 743 1235 810">Blower kit for purge air. 110 Vac; single phase</p>
<p data-bbox="142 705 272 736">Blower Kit</p> 	<p data-bbox="673 967 884 992">DSL-BK40B-230</p>	<p data-bbox="935 945 1235 1012">Blower kit for purge air. 230 Vac; single phase</p>
<p data-bbox="142 705 272 736">Blower Kit</p> 	<p data-bbox="673 1164 877 1189">DSL-BK40B-415</p>	<p data-bbox="935 1142 1235 1209">Blower kit for purge air. 415 Vac; three phase</p>
<p data-bbox="142 1296 387 1328">Compressed Air Kit</p> 	<p data-bbox="673 1536 820 1561">DSL-CAK-2</p>	<p data-bbox="935 1456 1394 1487">For use with compressed air purge.</p> <p data-bbox="935 1536 1410 1644">Includes pressure regulator, in-line filters, and compressed air adaptors for the purge body.</p>

Description	Order Code	Notes
Calibration Head 	DSL-CH350BA	For use between the RX head and the purge body to perform calibration checking with aluminium type air purge bodies. (Calibration head only, no filters or Zero mirror included).
	DSL-CH350BS	For use between the RX head and the purge body to perform calibration checking with stainless steel type air purge bodies. (Calibration head only, no filters or Zero mirror included).
Zero Mirror for Calibration Checking 	ASY-292	DSL-320S: path lengths 0.5m to 1.5m DSL-320L: path lengths 2.0m to 4.0m
	ASY-287	DSL-320S: path lengths 1.5m to 4.0m DSL-320L: path lengths 4.0m to 8.0m
	ASY-293	DSL-320L: path lengths 8.0m to 10.0m
Calibrated Opacity Filters  (other values available on request)	ASY-190	Calibration filter, approx. 8% opacity
	ASY-133	Calibration filter, approx. 20% opacity
	ASY-183	Calibration filter, approx. 35% opacity

Note that the actual part may differ from the above representative pictures.

