



# DSL-220 MkIII

**Single Pass Opacity Monitor  
Measures 0-100% Opacity**

Ideal for monitoring opacity and smoke levels in the exhaust gas of industrial combustion or air filtration processes.

The DSL-220 is an optical instrument designed to measure the visible opacity (0-100%) of exhaust gas in a duct, stack, or flue; typically the exhaust gas from an industrial combustion process or air filtration system.

The DSL-220 uses the standard single pass transmission measurement technique, with Transmitter/Receiver arrangement. A light beam emitted from the Transmitter passes across the duct, stack or flue to a Receiver, which measures the intensity of the received light. Increased particulate or dust in the stack gas attenuates the transmitted light and causes the intensity of the received light to fall. This reduction in intensity is measured and presented as % opacity.

The light source in the transmitter is a high intensity, high reliability green LED which provides long life and stable intensity. The transmitted light beam is pulsed to give complete immunity to ambient light levels. The intensity of the transmitted light is monitored at source so that any variations in the emitted light level are compensated for at the Receiver. The Receiver has on board temperature measurement to provide stability over temperature.

The DSL-220 is available with or without an Operator Interface (control unit), so for the most cost effective monitoring solution the DSL-220 can operate as a “stand-alone” instrument consisting of the Transmitter head (TX) and Receiver head (RX), with all electrical connections (including outputs such as the alarm relays, 4-20mA and Modbus) being made inside the RX head. As a stand-alone instrument the DSL-220 is set-up and controlled using the supplied utility software, installed on a PC or laptop, and connected via the USB connector on the RX. When supplied with an Operator Interface (OI) all power supply and output connections are made in the OI rather than the RX.

The DSL-220 has no moving parts, is of rugged design and has an excellent reliability record. Regular maintenance simply involves cleaning the TX and RX lenses, which are easily accessible due to our latched head design.

Both heads are supplied with an air purge body which, when connected to a high volume source of clean air, keeps the contaminated stack gas away from the lens surfaces. An Aluminium air purge body is available for use on standard installations and a more advanced Stainless Steel air purge body is available for more demanding installations. Alternatively, an air purge body with a built-in Optical Protection Shutter is available, which closes a steel shutter when the clean air source is interrupted, helping to protect the sensitive optics from the contaminated stack gas.

---

## Benefits

- In situ measurement directly in exhaust gas flow using the widely accepted light transmission technique
- Rugged 316L stainless steel construction
- Measurement reading as % Opacity
- Modulated green LED source for long lifetime stability and immunity to ambient light
- Free utility software for PC based setup, control, and data logging
- Optional Operator Interface with different mounting configurations

## Specification

### Measurement Performance

Item	Parameter	Units	Min	Max	Comment
1	Path Length (flange to flange)	m	0.5	20	Flange-to-flange separation
2	Measurement Range	%	0.0	100.0	Selectable
3	Accuracy	%	-2	+2	Absolute Opacity
4	Resolution	%		0.1	Display resolution
5	Damping	s	1	60	Selectable
6	Drift with Temperature	%	-2	+2	For a 20°C in the operating temperature
7	Operating Wavelength	nm	510	540	Green LED

### Power & Air Requirements

8	Voltage	Vdc	+24		Optional 90-260Vac PSU available
9	Voltage Tolerance	%	-10	+10	
10	Nominal Current Consumption	mA		400	
11	Power Up Current Consumption	mA		400	
12	Air Supply Volume Flow	L/min	150	200	To each air-purge body.
13	Air Supply Fitting	1" BSP threaded aperture in each air-purge body			

### Cable and Wire

14	Cable type - TX/RX Interconnection	cores	6		Screened multi-core, such as Belden 9873
15	Cable type - OI/RX Interconnection	cores	4		Screened multi-core, such as Belden 9873
16	Wire Size at Terminal Connections	AWG	20	14	

### Interface Options

17	Serial Comms				ModBus RTU via RS485 (RX) Internal USB (OI), external USB (RX)
18	Analogue Output (one)	mA	4	20	Isolated and scalable
19	Digital Relay Contacts (two)	A	0	3	@30Vdc (signal level and data valid)

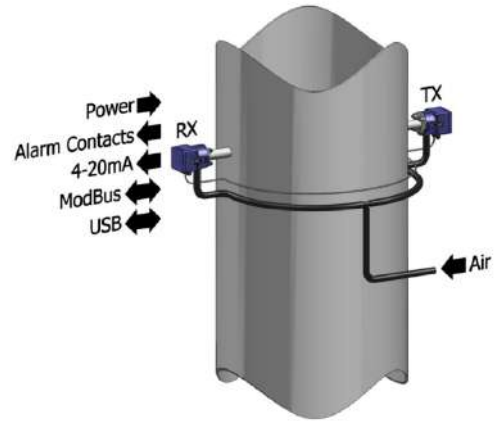
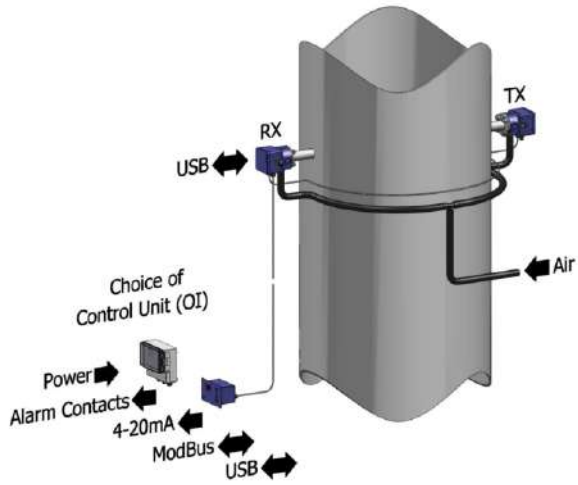
## Physical

Item	Parameter	Units	Min	Max	Comment
20	<b>Ingress Protection:</b> - TX/RX Heads		IP65		For external use
21	- OI Wall Mounted - OI Panel Mounted		IP65 IP64		Hinged door and terminal compartment shut. From front face of panel when installed.
22	<b>Ambient Operating Temperature</b>	°C	-20	+55	Air temperature around the heads.
23	<b>Operating Humidity</b>	%		100	Air humidity around the heads.
24	<b>Gas Temperature</b>	°C		+600	Heat insulating gaskets included. (Higher temperatures on request)
25	<b>Regulatory Compliance</b>	2014/30/EU (Electromagnetic Radiation) 2014/35/EU (Low Voltage)			
26	<b>Materials:</b> - TX/RX Heads	AISI/SAE 316L stainless steel			
27	<b>Materials:</b> - Air-Purge Bodies	Powder coated cast aluminium or stainless steel for demanding installations			
28	<b>Materials:</b> - OI Wall Mounted	UL rated polycarbonate enclosure; aluminium front panel with PU laminate overlay and with nylon cable glands			
	- OI Panel Mounted	Powder coated steel back-box; aluminium front panel with PU laminate overlay and with nylon cable glands			
29	<b>Weight</b>	kg		2.5	TX or RX head plus Aluminium Air-Purge body
30	<b>Weight</b> - OI Wall Mounted	kg		1.3	
	- OI Panel Mounted			1.3	
31	<b>Warranty</b>	months	24		Return to base warranty. Extensions available


# Configuration Options

Configured with an OI: Wall or Panel Mounting

Stand Alone Configuration

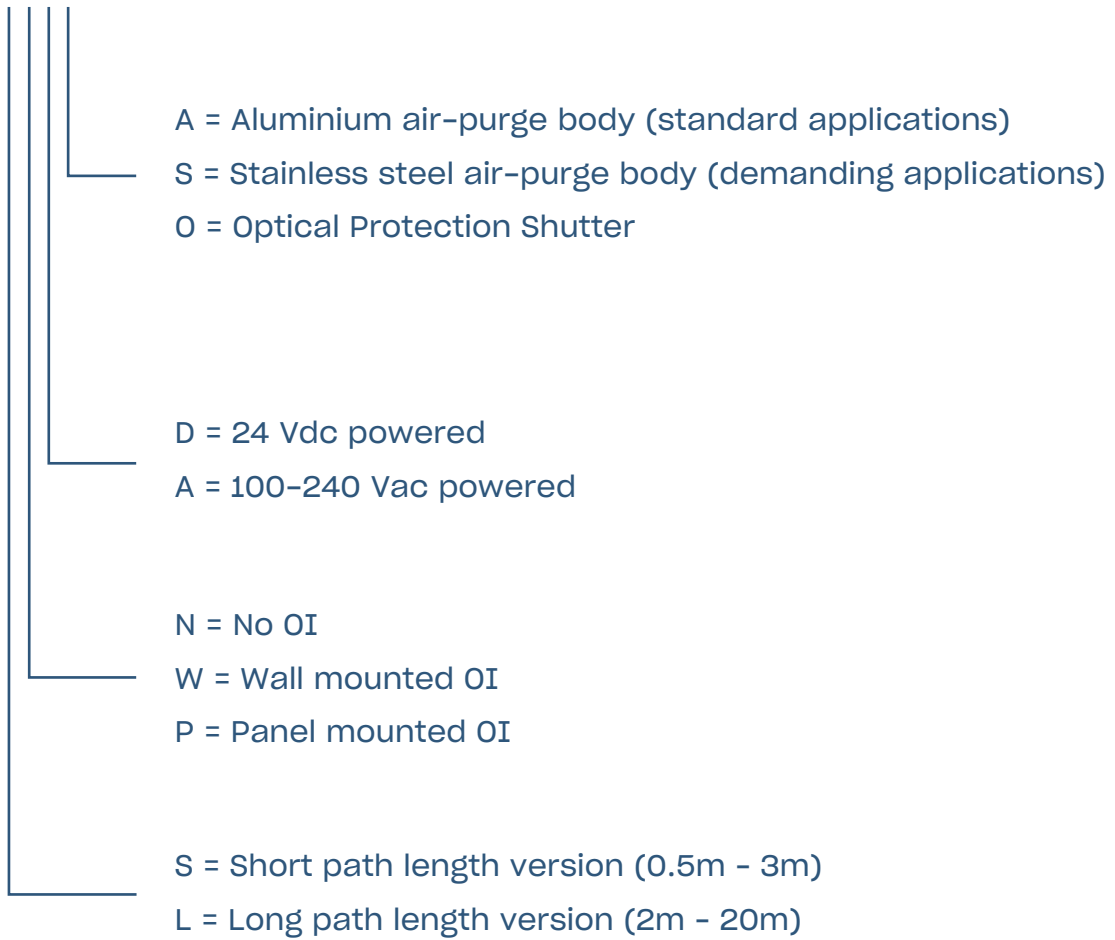


# Dimensions (mm)




## Ordering Details

DSL-220-XXXX-MKIII



## Options & Accessories

Description	Order Code	Notes
<p><b>Mounting Flange</b></p> 	ASY-067	1.5" ANSI 150 flange pattern with 240mm long extension tube (x2).
<p><b>Fixing Kit for use with Aluminium Air Purge Body or Optical Protection Shutter</b></p>	ASY-071	Contains M14 x 100mm studding, flat washers, spring washers and M14 nuts.
<p><b>Fixing Kit for use with Stainless Steel Air Purge Body</b></p>	ASY-245	Contains M14 x 100mm studding, flat washers, spring washers and M14 nuts.
<p><b>Weather Cover</b></p> 	ASY-080	Hinged stainless steel weather / heat cover for protecting externally mounted heads.
<p><b>Screened Cable</b></p>	CBL-099	7-core, screened LSZH cable.
<p><b>Boxed PSU</b></p>	DSL-PSU-25	Multi AC input, 24Vdc output 25W, IP67 rated enclosure

Description	Order Code	Notes
<p data-bbox="142 369 408 400">Laser Alignment Tool</p> 	<p data-bbox="673 499 815 524">DSL-LAT08</p>	<p data-bbox="938 486 1398 551">Tool to aid the alignment of the two heads across the stack.</p>
<p data-bbox="142 703 272 734">Blower Kit</p> 	<p data-bbox="673 766 871 790">DSL-BK40B-110</p>	<p data-bbox="938 743 1238 808">Blower kit for purge air. 110 Vac; single phase</p>
	<p data-bbox="673 967 884 992">DSL-BK40B-230</p>	<p data-bbox="938 945 1238 1010">Blower kit for purge air. 230 Vac; single phase</p>
	<p data-bbox="673 1164 877 1189">DSL-BK40B-415</p>	<p data-bbox="938 1142 1238 1207">Blower kit for purge air. 415 Vac; three phase</p>
<p data-bbox="142 1294 387 1326">Compressed Air Kit</p> 	<p data-bbox="673 1536 820 1561">DSL-CAK-2</p>	<p data-bbox="938 1456 1398 1487">For use with compressed air purge.</p> <p data-bbox="938 1536 1414 1646">Includes pressure regulator, in-line filters, and compressed air adaptors for the purge body.</p>

Description	Order Code	Notes
<p><b>Calibration Head</b></p> 	DSL-CH350BA	For use between the RX head and the purge body to perform calibration checking with aluminium type air purge bodies. (Calibration head only, no filters included).
	DSL-CH350BS	For use between the RX head and the purge body to perform calibration checking with stainless steel type air purge bodies. (Calibration head only, no filters included).
<p><b>Calibrated Opacity Filters</b></p>  <p>(other values available on request)</p>	ASY-190	Calibration filter, approx. 8% opacity
	ASY-133	Calibration filter, approx. 20% opacity
	ASY-183	Calibration filter, approx. 35% opacity

Note that the actual part may differ from the above representative pictures.

