


Food Outreach Access to Health
Center

DATA SHEET

2400
Tongue and
Groove Linear

Solid Wood

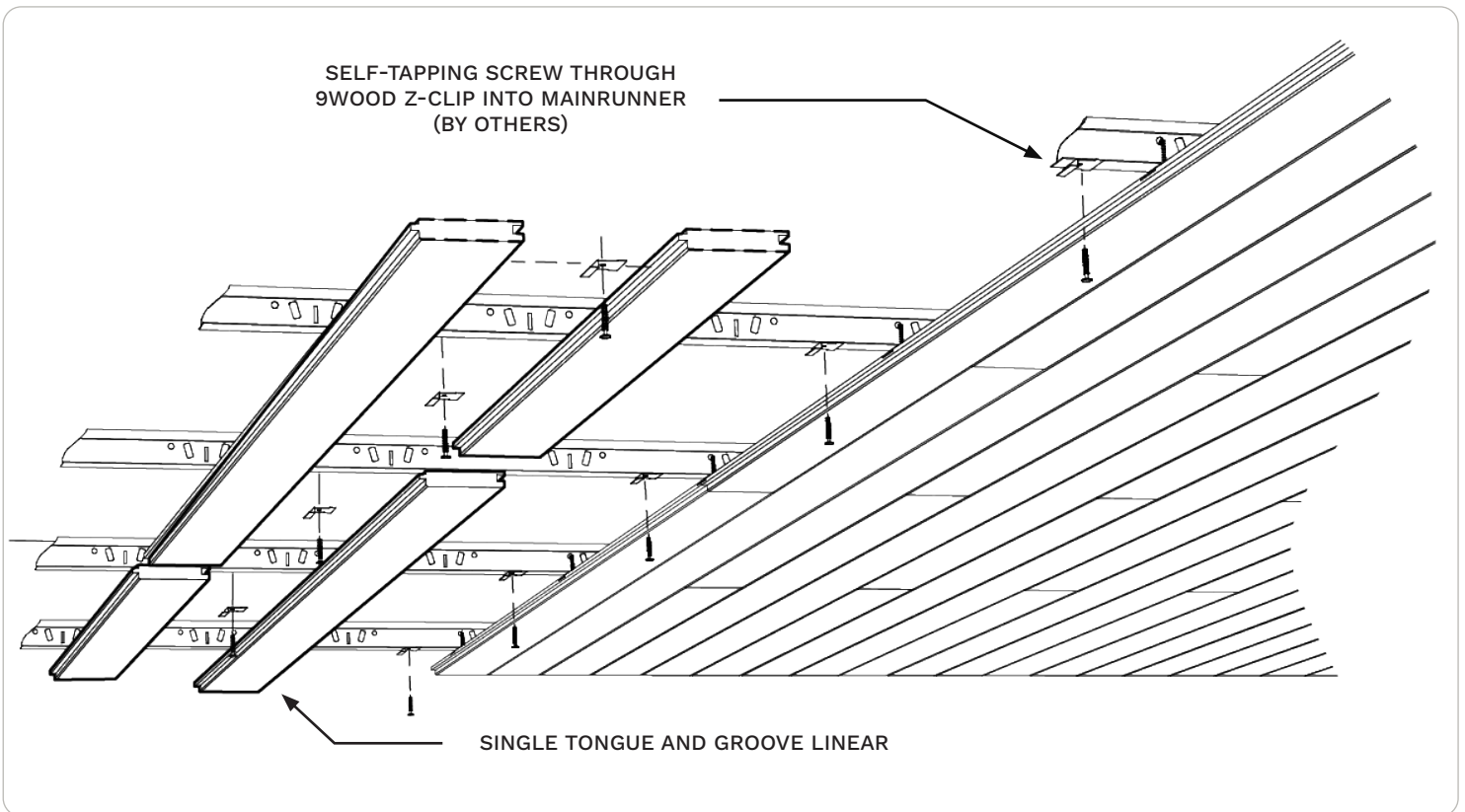


2400 | TONGUE AND GROOVE LINEAR | SOLID WOOD

The 9Wood Tongue and Groove Linear style wood ceiling offers the classic linear ceiling design where the individual wood members abut with a “V” groove accenting the edge-to-edge joint. Members are installed randomly to create a continuous look. Random panel

lengths range from 4’ - 10’ in 1’ increments..

Attachment for the Tongue and Groove Linear is via progressive install, utilizing the 9Wood, Inc. Z-Clip.





Application

The Tongue and Groove Linear provides the classic “V” Groove closed reveal look and creates a continuous, monolithic ceiling field. Access can be through strategically located access panels or from room perimeters. Members are clipped to T-Bar main runners progressively.

Performance

Acclimatization

Tongue and Groove Linears must be cared for in a controlled interior environment (RH 25%-55% max; temp. 60°-80°) and installed only after reaching equilibrium moisture content. Should the building fall outside these limits consult 9Wood, Inc. for our 3 Tests/3 Tracks Acclimatization Advisory.

Acoustics

The Tongue and Groove Linear is considered acoustically reflective.

Fire Rating

Individual members are treated with Class A FireRetardant chemicals. Cross Piece Backers are made from Fire-Retardant-Treated Wood.

LEED

Tongue and Groove Linears may help contribute to LEED credits for: Material sourcing, Material ingredients, Low Emitting Materials, and Environmental Product Declarations. Credit support based on design choices, please contact 9Wood for more information.

Suspension

Tongue and Groove Linears are attached to 15/16” heavy duty T-Bar main runners via clips and screws. Main runners are typically 2’ on center.

MEP

The Tongue and Groove Linear permits MEP penetrations in the ceiling’s surface. Cut panels may require supplemental reinforcement. Fixtures and diffusers must be independently supported.

Seismic

C Clips are typically mechanically screwed to T-Bar for seismic compliance. Please consult local code or a licensed engineer for any additional requirements.

Species & Finishes

For custom fast solid wood ceilings 9Wood uses Western Hemlock which can be stained to match any standard stain or custom color option. Stable prices and consistent availability mean Western Hemlock brings the most value for you as the customer. Opaque finishes can be requested but may take more time to dial in custom colors.

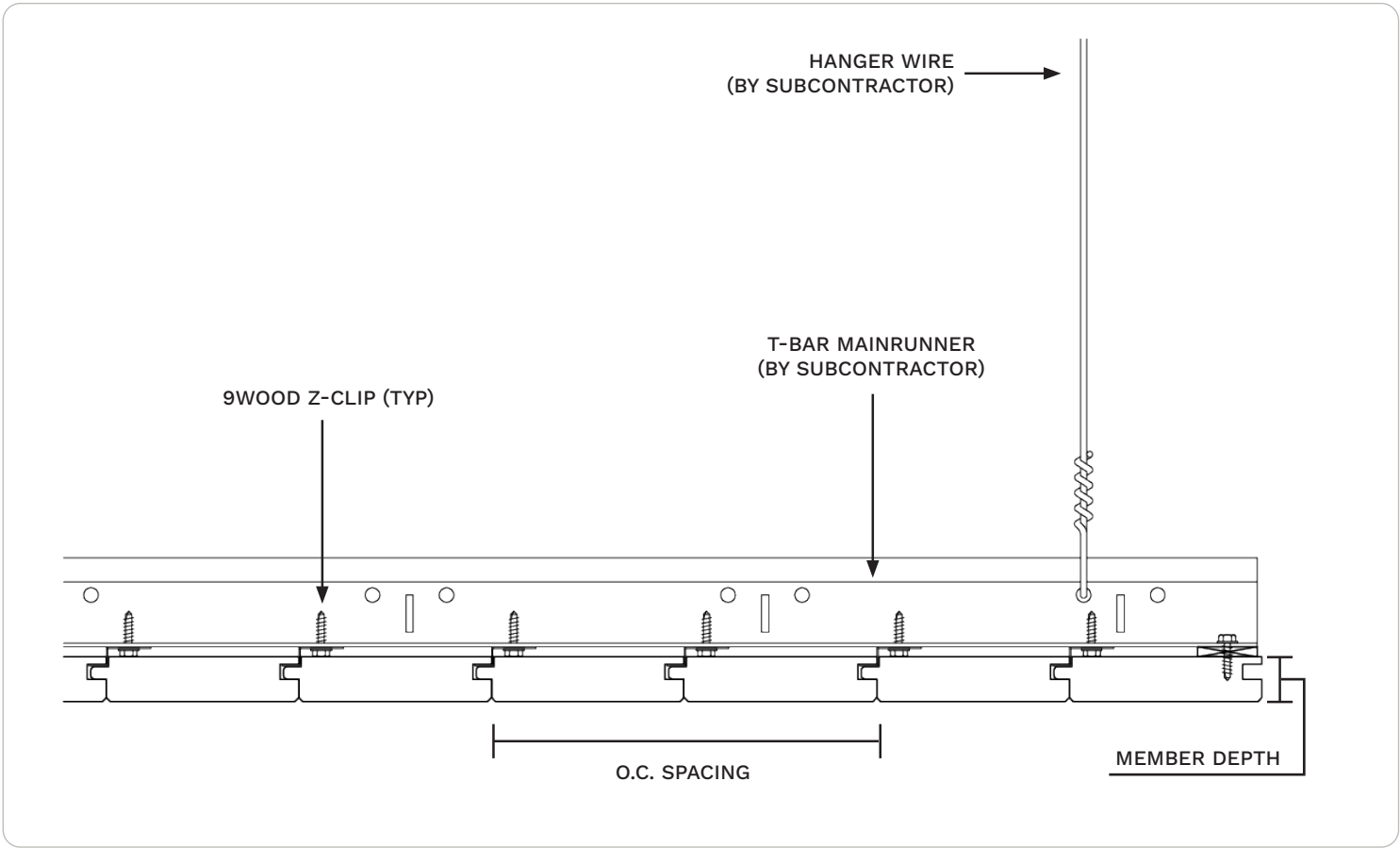
System Weight

Tongue and Groove Linears typically weigh 2-4 pounds per square foot, depending on members per linear foot and species.

TONGUE AND GROOVE LINEAR | SOLID WOOD



Typical Specifications



SKU Table

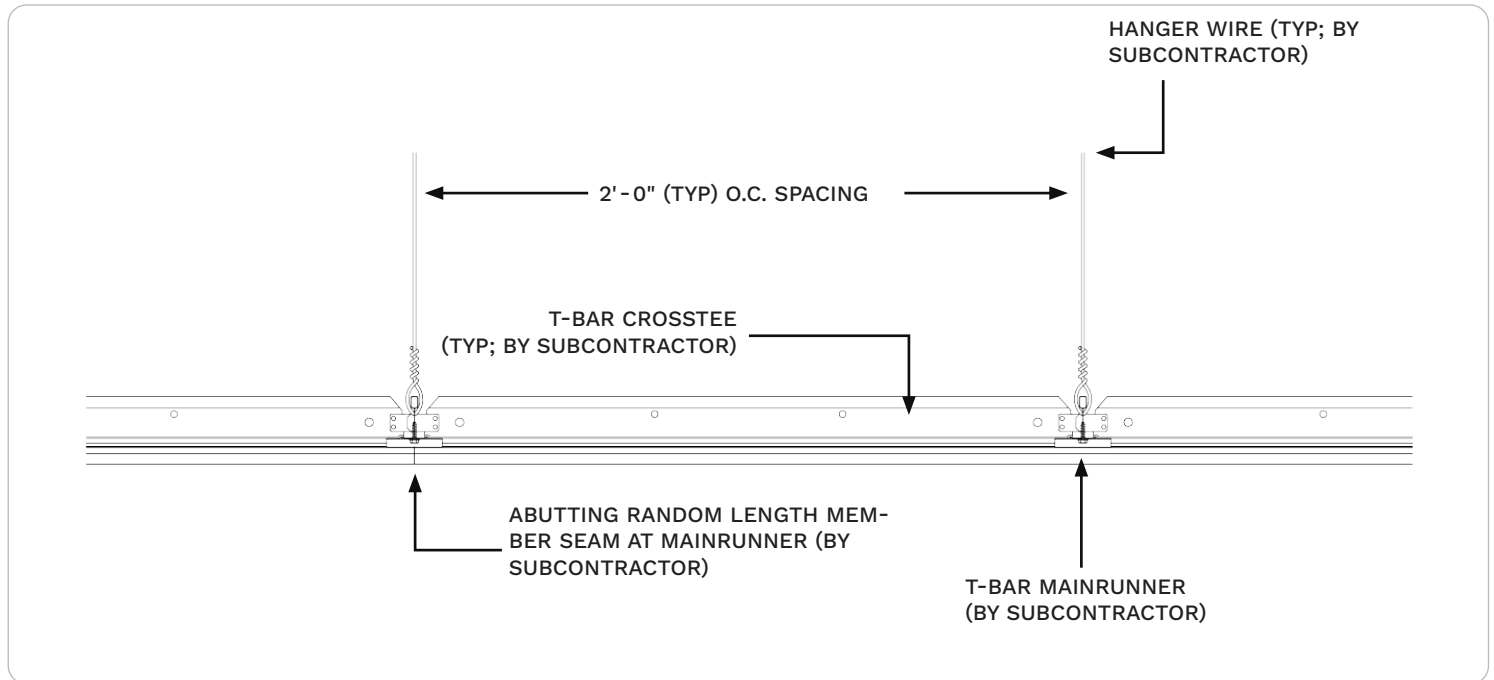
Depth	Width	Members per Linear Foot
		2
3/4"	3 1/4"	2414-4

Additional width, depth, and M/LF options may be available. Please check with 9Wood if you don't see the combination that you have in mind.

TONGUE AND GROOVE LINEAR | SOLID WOOD



Perimeter Conditions and Suspension



Custom
made fast

9wood.com

999 South A Street
Springfield, OR 97477
Tel: 888-767-9990

This information is for illustrative purposes only.
The featured products and processes are specific
to the project and should not be duplicated
without consulting 9Wood. © 2025 9Wood