

DATA SHEET

2100 Panelized Linear

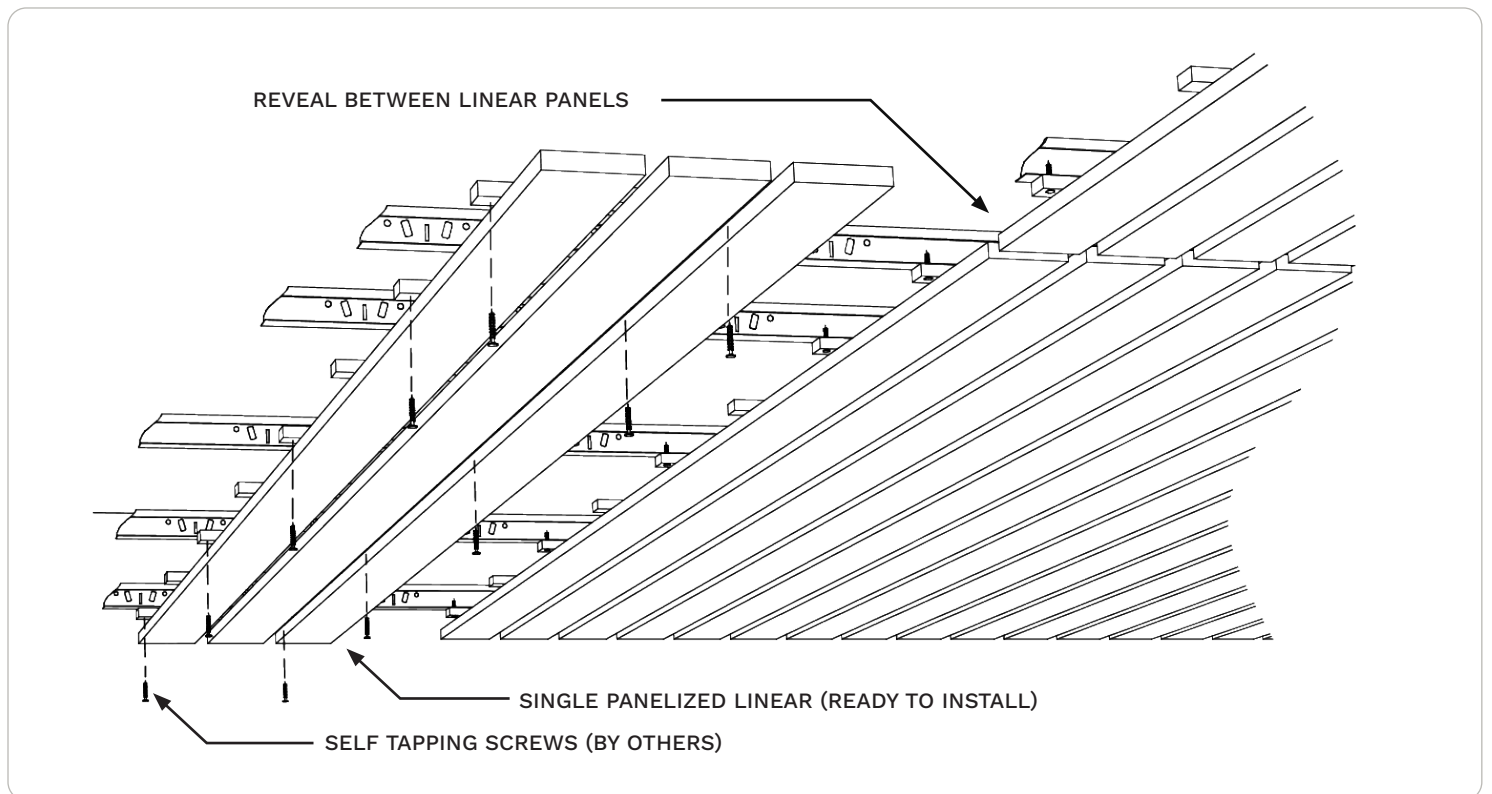
Solid Wood



2100 | PANELIZED LINEAR | SOLID WOOD

The 9Wood Panelized Linear wood ceiling offers a design where the individual wood member is wider than it is deep. The solid wood panel width is 12", with lengths ranging from 2' to 12' in 1' increments.

Attachment for the Panelized Linear is via screws fastened directly through the backer into standard T-Bar grid. This provides basic accessibility for each panel.





Application

The Panelized Linear uses a pre-assembled panel fabrication process. This product can be installed throughout the country and is the preferred design in areas requiring seismic compliance. Panel access is available by means of removing attachment screws hidden in reveals. Repeated removal requires threaded 9Wood Caddy Lock attachment as opposed to screws. Full access on all panels is achievable by upgrading to the True Access Linear.

Performance

Acclimatization

Panelized Linears must be cared for in a controlled interior environment (RH 25%-55% max; temp. 60°-80°) and installed only after reaching equilibrium moisture content.

Acoustics

The Panelized Linear can enhance acoustics via sound absorbing material placed over open reveals within the T-Bar grid. Insulation is typically provided locally.

Fire Rating

Individual members are treated with Class A Fire Retardant chemicals. Cross Piece backers are made from Fire-Retardant-Treated Wood.

LEED

Panelized Linears may help contribute to LEED credits for: Material sourcing, Material ingredients, Low Emitting Materials, and Environmental Product Declarations. Credit support based on design choices, please contact 9Wood for more information.

Suspension

Panelized Linears are clipped onto 15/16" heavy duty T-Bar main runners. Main runners are typically 2' on center.

MEP

The Panelized Linear permits MEP penetrations in the ceiling's surface. Cut panels may require supplemental reinforcement. Fixtures and diffusers must be independently supported.

Seismic

Panelized Linear styles provide seismic code compliance by means of mechanical direct screw attachment to T-Bar via the cross-piece backer. Please consult local code or a licensed engineer for any additional requirements.

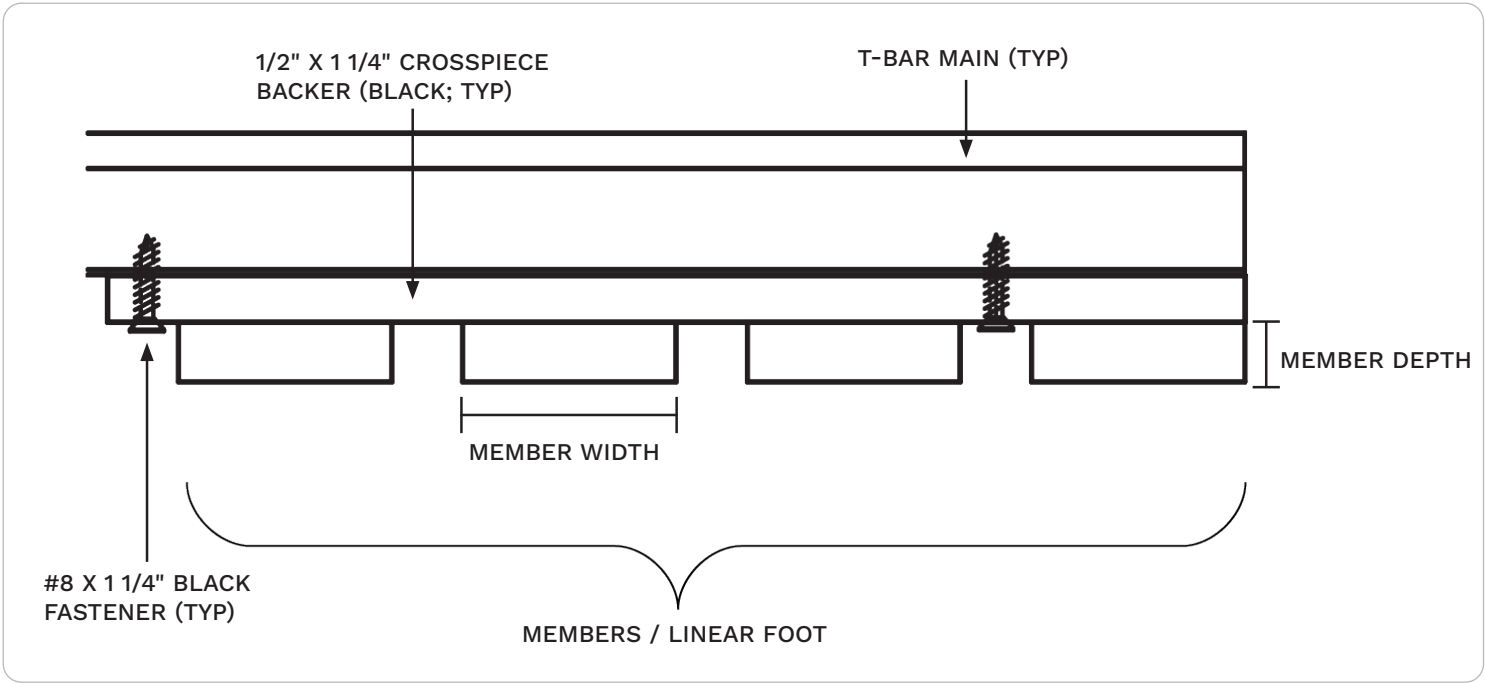
Species & Finishes

For custom fast solid wood ceilings 9Wood uses Western Hemlock which can be stained to match any standard stain or custom color option. Stable prices and consistent availability mean Western Hemlock brings the most value for you as the customer. Opaque finishes can be requested but may take more time to dial in custom colors.

System Weight

Panelized Linears typically weigh 2-4 pounds per square foot, depending on members per linear foot and species.

Typical Specifications



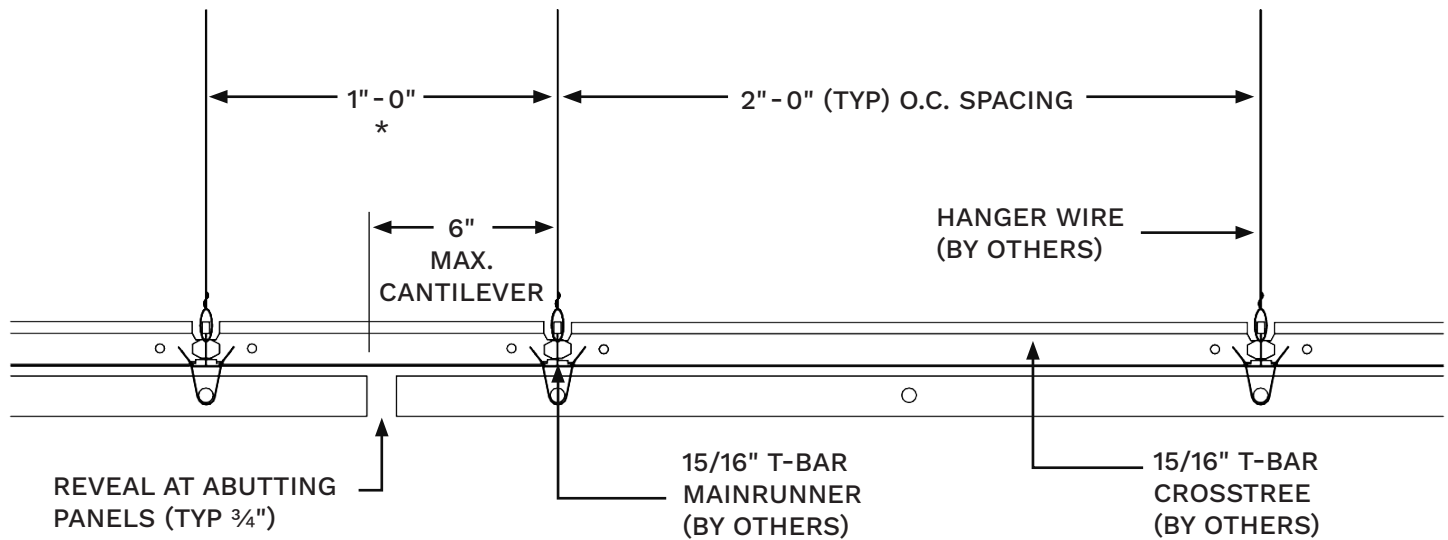
SKU Table

Width	Depth	Grille Members per Linear Foot				
		2	3	4	5	6
3/4"	1 3/8"	2112-2	2112-3	2112-4	2112-5	2112-6
3/4"	2 1/4"	2113-2	2113-3	2113-4		
3/4"	3 1/4"	2114-2	2114-3			

Additional width, depth, and MLF options may be available. Please see 9wood.com for information on appropriate species selections.



Perimeter Conditions and Suspension



*Note: A center reveal typically requires a custom O.C.w spacing in the suspension system.