



DATA SHEET

1200 Cross Piece Grille

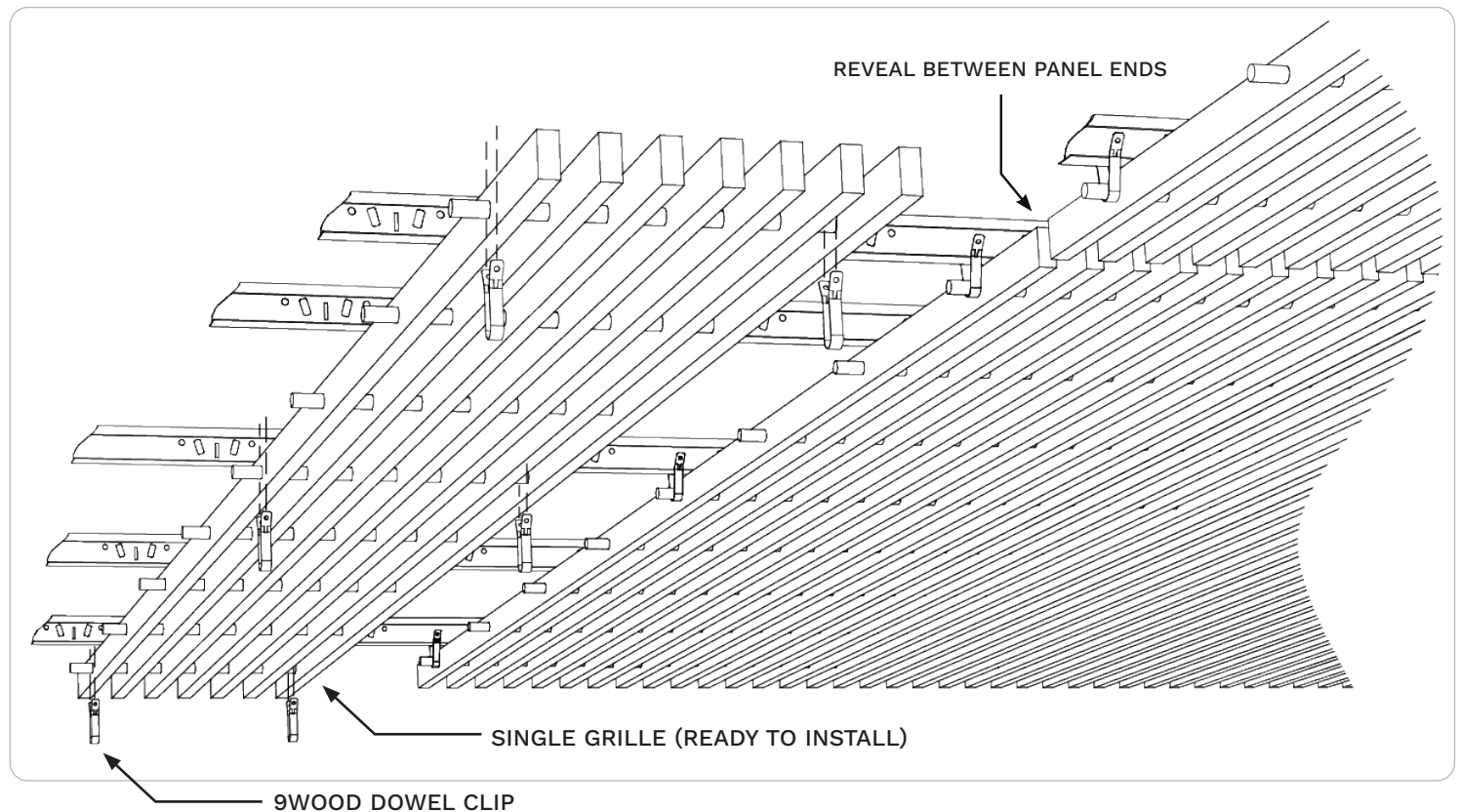
Solid Wood



1200 | CROSS PIECE GRILLE | SOLID WOOD

The 9Wood Cross Piece Grille style wood ceiling offers a design where the individual wood member is deeper than it is wide. Veneer panel width is 12", and lengths range from 2' to 10', in 1' increments.

Attachment for the **Cross Piece Grille** is via screws fastened directly through the backer into standard T-Bar grid. This provides basic accessibility for each panel.





Application

The Cross Piece Grille uses a pre-assembled panel fabrication process. This product can be installed throughout the country and is the preferred design in areas requiring seismic compliance. Panel access is available by means of removing attachment screws hidden in reveals. Repeated removal requires threaded 9Wood Caddy-Lock attachment as opposed to screws. Full access on all panels is achievable by upgrading to the True Access Grille.

Performance

Acclimatization

Cross Piece Grilles must be cared for in a controlled interior environment (RH 25%-55% max; temp. 60°-80°) and installed only after reaching equilibrium moisture content.

Acoustics

The Cross Piece Grille can enhance acoustics via sound absorbing material placed over open reveals within the T-Bar grid. Insulation is typically provided locally.

Fire Rating

Individual members use Fire Rated Patrical board core and meet Class A per ASTM E84 & ASTM E2768.

LEED

Cross Piece Grilles may help contribute to LEED credits for: Material sourcing, Material ingredients, Low Emitting Materials, and Environmental Product Declarations. Credit support based on design choices, please contact 9Wood for more information.

Suspension

Cross Piece Grilles are directly attached to 15/16" heavy duty T-Bar main runners. Main runners are installed 2' on center, depending on panel weight.

MEP

The Cross Piece Grille permits MEP penetrations in the ceiling's surface. Cut panels may require supplemental reinforcement. Fixtures and diffusers must be independently supported.

Seismic

Cross Piece Grilles provide seismic code compliance by means of mechanical direct screw attachment to T-Bar via the cross-piece backer. Please consult local code or a licensed engineer for any additional requirements.

Species & Finishes

For veneer options, 9Wood custom fast offers Plain Sliced (PS) Cherry, Walnut, White Maple, and Rift Sliced (RS) White Oak. Cherry and Maple can be easily stained to match standard or custom colors and typically Walnut and White Oak are coated with a simple clear matte finish. Opaque finishes can be requested but may take more time to dial in custom colors.

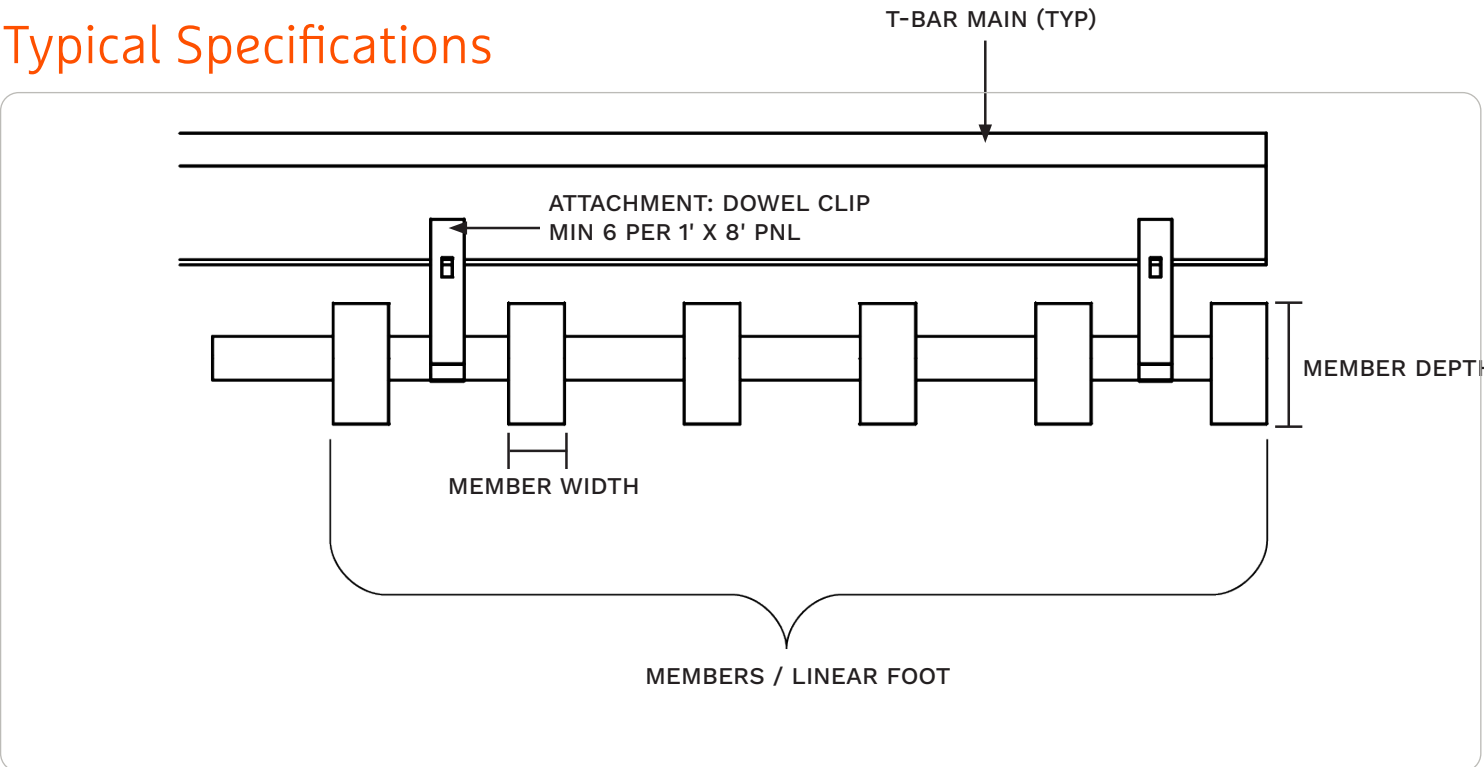
System Weight

Cross Piece Grilles typically weigh 2-4 pounds per square foot, depending on members per linear foot and species.

CROSS PIECE GRILLE | SOLID WOOD



Typical Specifications



SKU Table

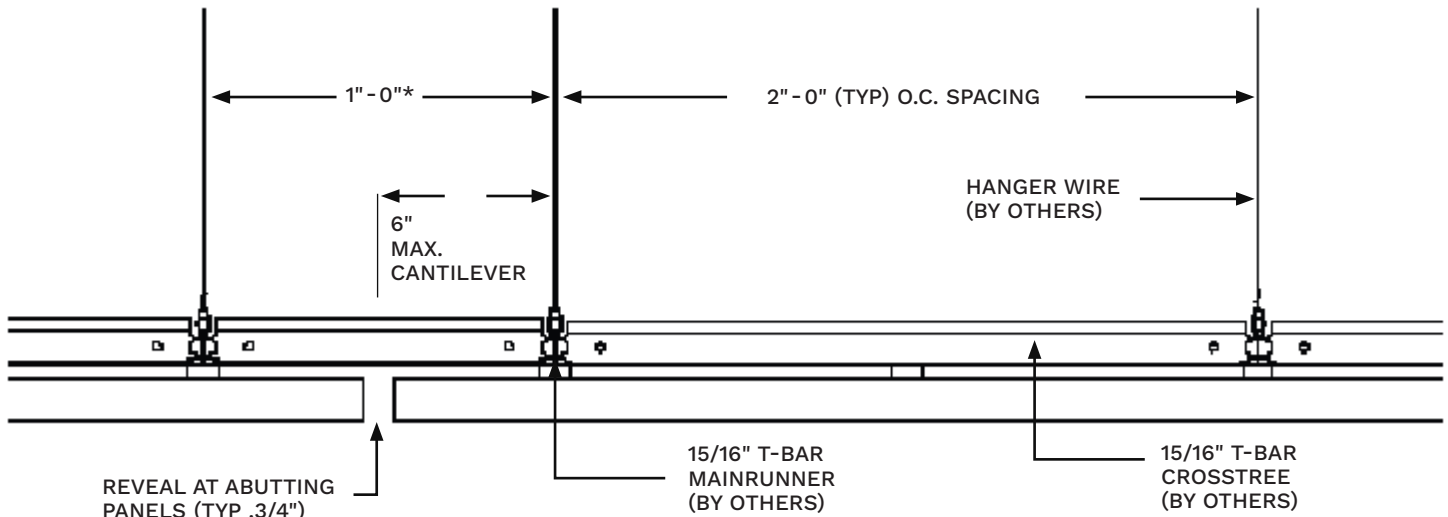
Width	Depth	Grille Members per Linear Foot						
		2	3	4	5	6	7	8
3/4"	1 3/8"	1212-2	1212-3	1212-4	1212-5	1212-6	1212-7	1212-8
3/4"	2 1/4"	1213-2	1213-3	1213-4	1213-5	1213-6	1213-7	1213-8
3/4"	3 1/4"	1214-2	1214-3	1214-4	1214-5	1214-6	1214-7	1214-8
1 3/8"	2 1/4"	1223-2	1223-3	1223-4	1223-5	1223-6		
1 3/8"	3 1/4"	1224-2	1224-3	1224-4	1224-5			

Additional width, depth, and M/LF options may be available.
Please check with 9Wood if you don't see the combination that you have in mind.

CROSS PIECE GRILLE | SOLID WOOD



Perimeter Conditions and Suspension



*Note: A center reveal typically requires a custom O.C.w spacing in the suspension system.



Custom
made fast

9wood.com

999 South A Street
Springfield, OR 97477
Tel: 888-767-9990

This information is for illustrative purposes only.
The featured products and processes are specific
to the project and should not be duplicated