

  
Food Outreach Access to Health  
Center

DATA SHEET

2400  
Tongue and  
Groove Linear

Solid Wood



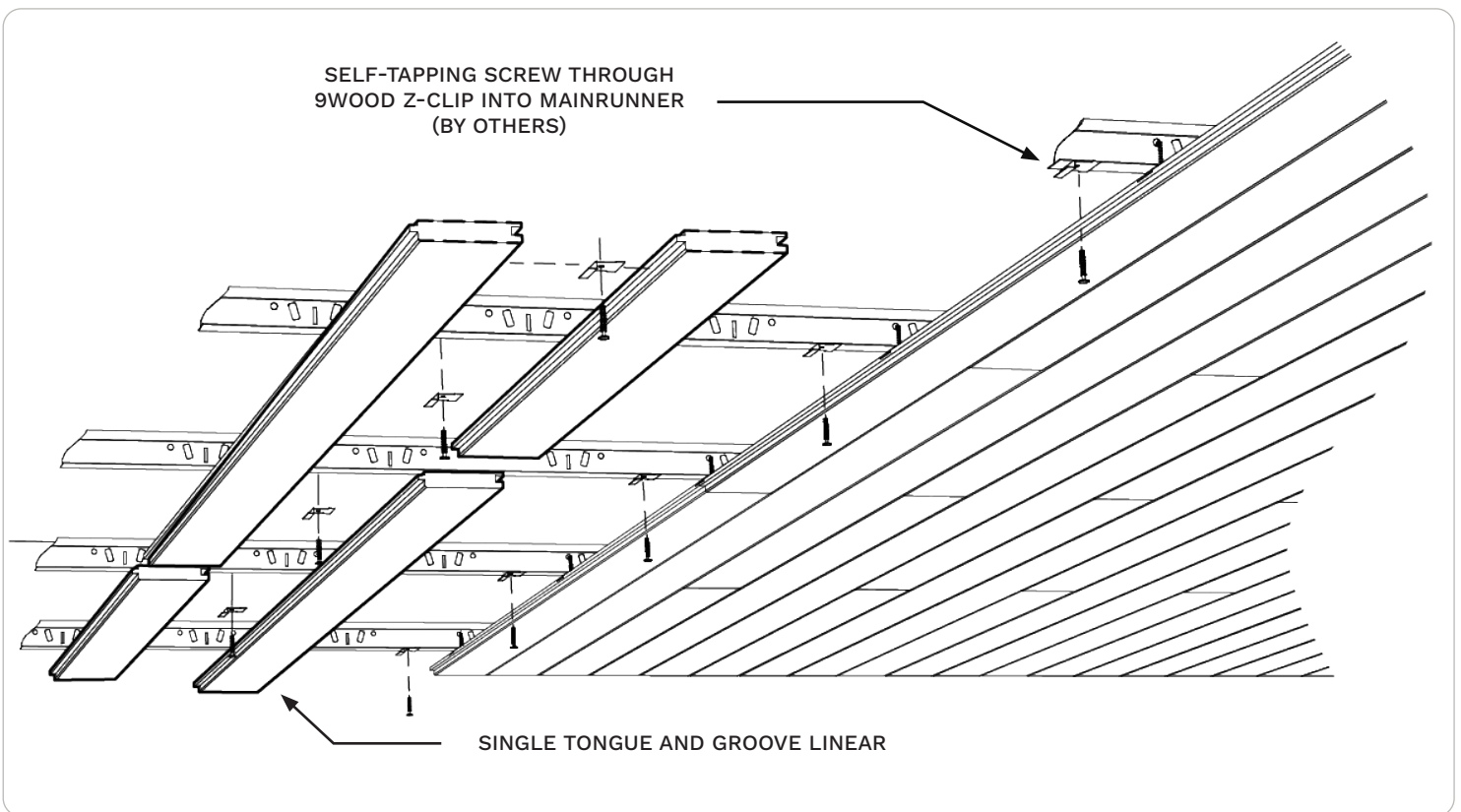


# 2400 | TONGUE AND GROOVE LINEAR | SOLID WOOD

The 9Wood Tongue and Groove Linear style wood ceiling offers the classic linear ceiling design where the individual wood members abut with a “V” groove accenting the edge-to-edge joint. Members are installed randomly

to create a continuous look. Random panel lengths range from 4’ - 10’.

Attachment for the Tongue and Groove Linear is via progressive install, utilizing the 9Wood Z-Clip.



# TONGUE AND GROOVE LINEAR | SOLID WOOD



## Application

The Tongue and Groove Linear provides the classic “V” Groove closed reveal look and creates a continuous, monolithic ceiling field. Access can be through strategically located access panels. Members are directly attached via Z-Clips to T-Bar main runners progressively.

## Performance

### Acclimatization

Tongue and Groove Linears must be cared for in a controlled interior environment (RH 25%-55% max; temp. 60°-80°) and installed only after reaching equilibrium moisture content.

### Acoustics

The Tongue and Groove Linear is considered acoustically reflective.

### Fire Rating

Individual members are treated with Class A FireRetardant chemicals. Cross Piece Backers are made from Fire-Retardant-Treated Wood.

### LEED

Tongue and Groove Linears may help contribute to LEED credits for: Material sourcing, Material ingredients, Low Emitting Materials, and Environmental Product Declarations. Credit support based on design choices, please contact 9Wood for more information.

### Suspension

Tongue and Groove Linears are attached to 15/16” heavy duty T-Bar main runners via clips and screws. Main runners are typically 2’ on center.

### MEP

The Tongue and Groove Linear permits MEP penetrations in the ceiling’s surface. Cut panels may require supplemental reinforcement. Fixtures and diffusers must be independently supported.

### Seismic

Z-Clips are typically mechanically screwed to T-Bar for seismic compliance. Please consult local code or a licensed engineer for any additional requirements.

### Species & Finishes

For Custom Made Fast solid wood ceilings 9Wood uses Western Hemlock which can be stained to match any standard stain or custom color option. Stable prices and consistent availability mean Western Hemlock brings the most value for you as the customer. Opaque finishes can be requested - please contact 9Wood for more information.

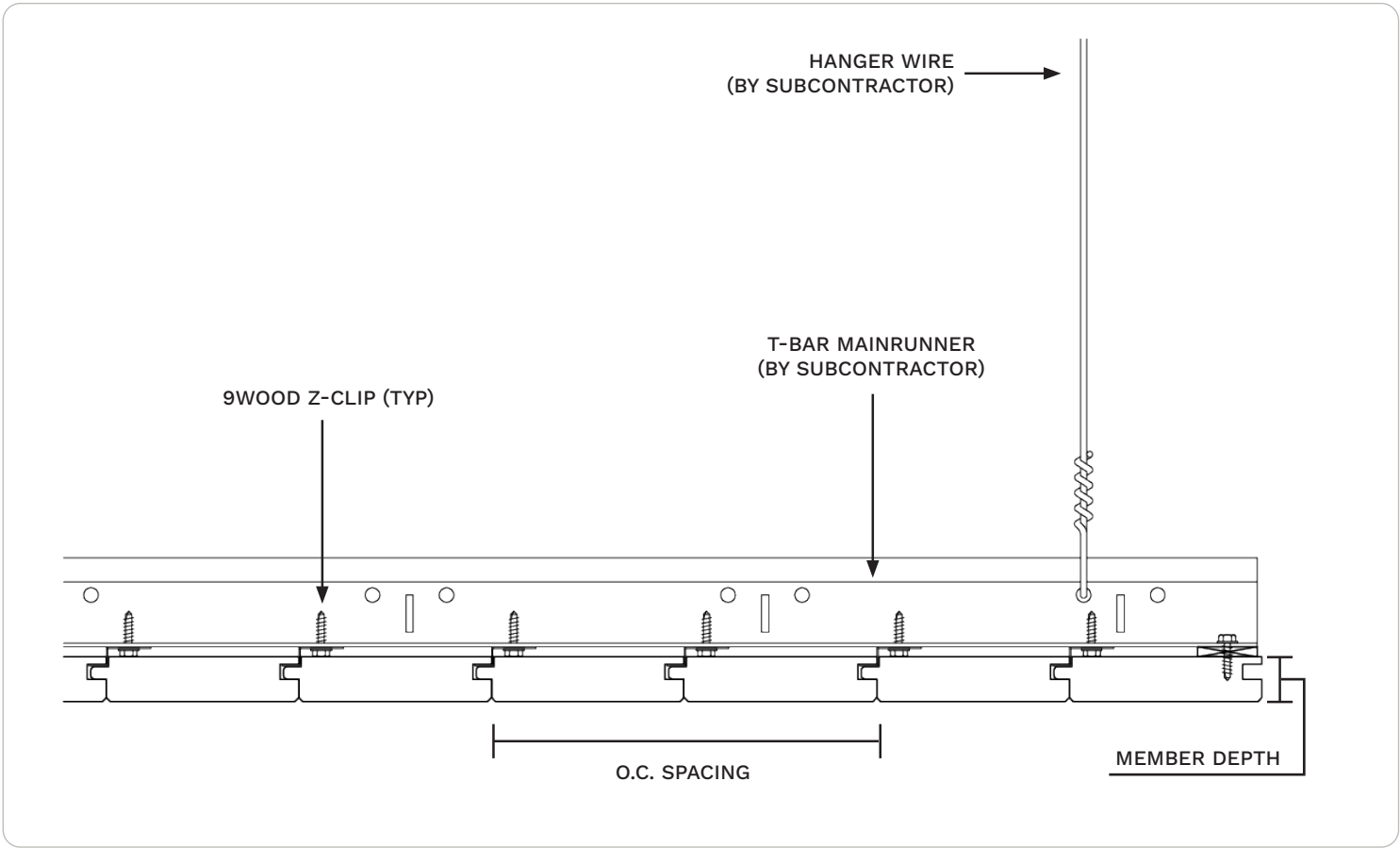
### System Weight

Tongue and Groove Linears typically weigh 2-4 pounds per square foot, depending on members per linear foot and species.

# TONGUE AND GROOVE LINEAR | SOLID WOOD



## Typical Specifications



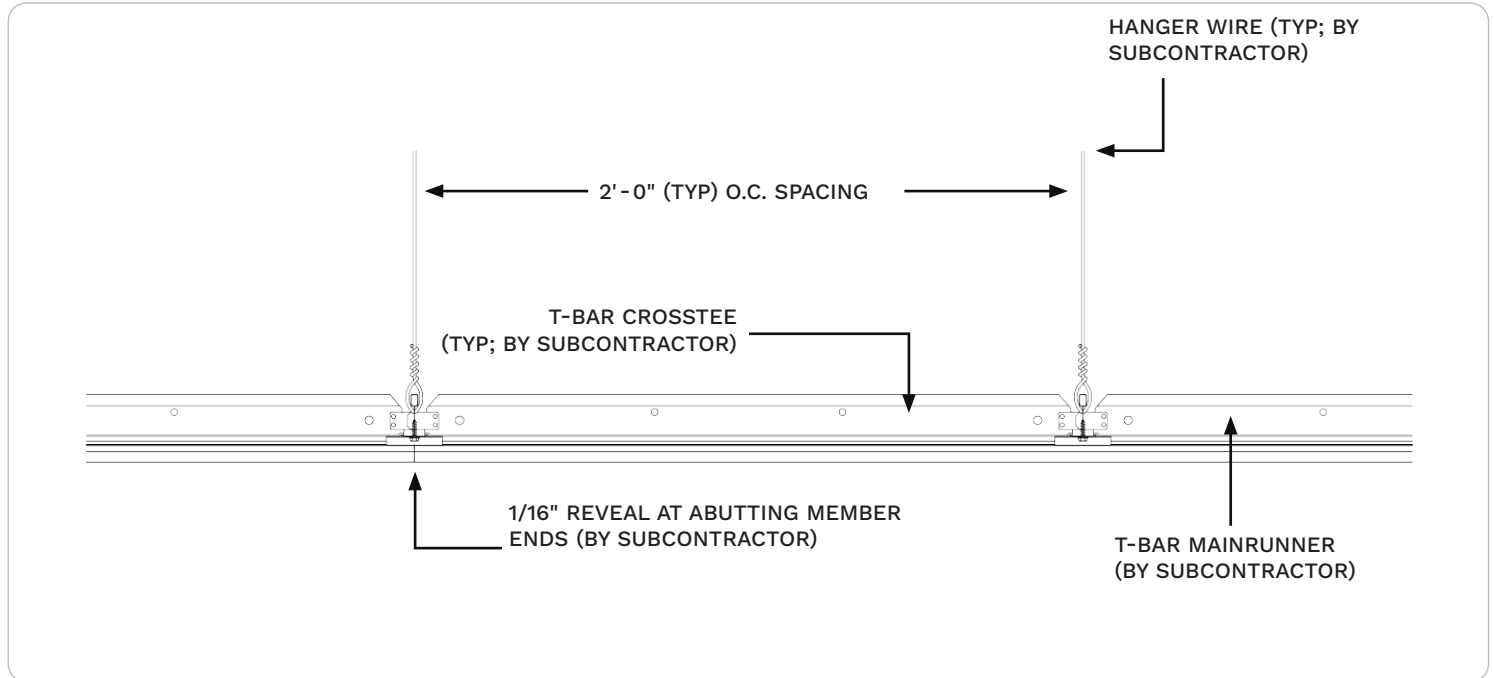
## SKU Table

Depth	On Center Spacing	Members per Linear Foot
		3
3/4"	3"	2414-4

Additional width and M/LF options may be available.  
Please check with 9Wood if you don't see the combination that you have in mind.



## Perimeter Conditions and Suspension



Custom  
made fast

9wood.com

999 South A Street  
Springfield, OR 97477  
Tel: 888-767-9990  
sales@9wood.com

This information is for illustrative purposes only.  
The featured products and processes are specific  
to the project and should not be duplicated