



DATA SHEET

# 1400 Dowel/ Cross Piece Grille

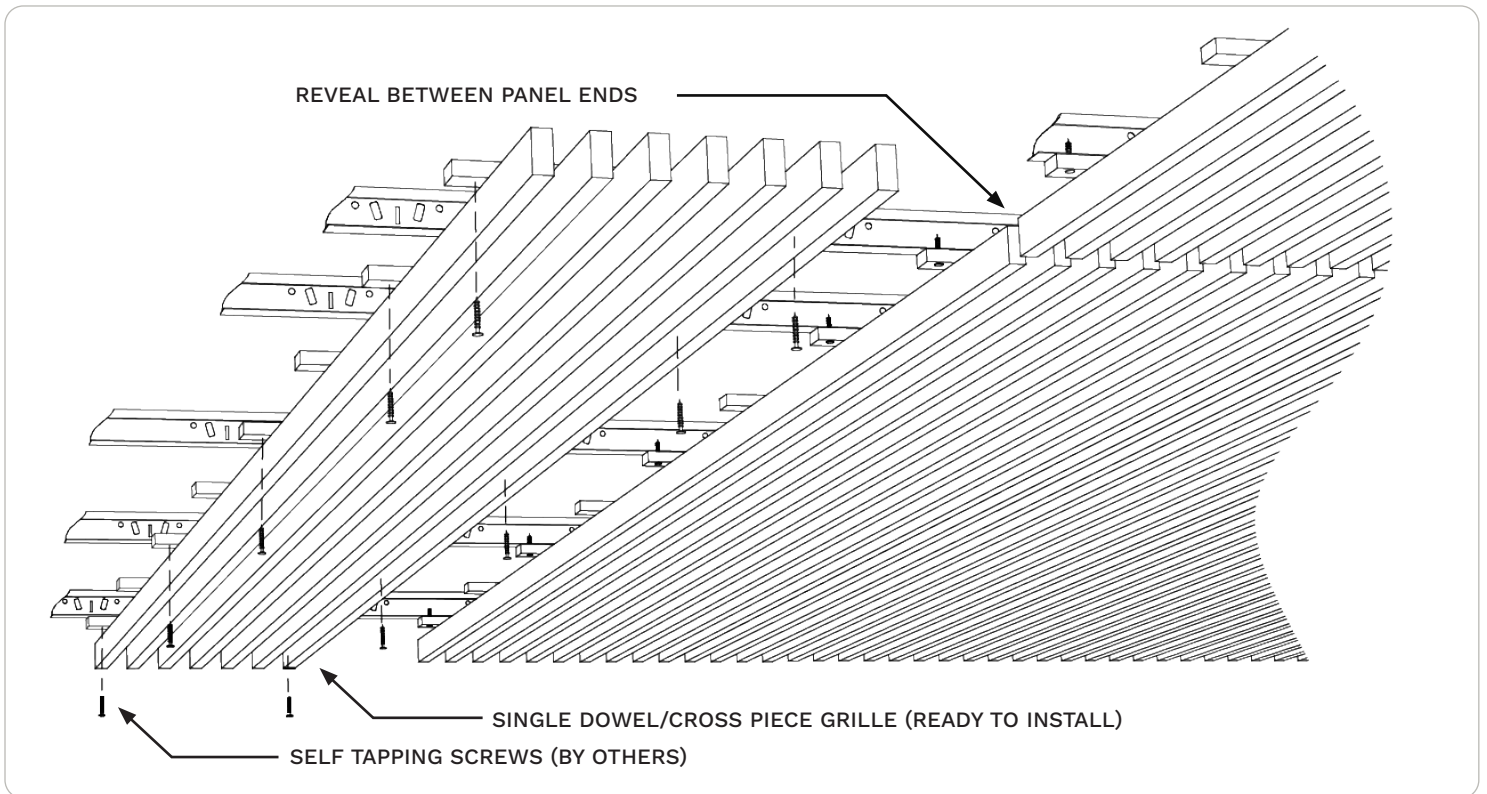
Solid Wood



# 1400 | DOWEL/CROSS PIECE GRILLE | SOLID WOOD

The 9Wood Dowel/Cross Piece Grille wood ceiling offers a design where the individual wood member is deeper than it is wide. The solid wood panel width is 12", with lengths ranging from 2' to 12' in 1' increments.

Attachment for the Dowel/Cross Piece Grille is via screws fastened directly through the backer into standard T-Bar grid. This provides basic accessibility for each panel.







### Application

The Dowel/Cross Piece Grille uses a pre-assembled panel fabrication process. This product can be installed throughout the country and is the preferred design in areas requiring seismic compliance. Panel access is available by means of removing attachment screws hidden in reveals. Repeated removal requires threaded 9Wood Caddy-Lock attachment as opposed to screws.

### Performance

#### Acclimatization

Dowel/Cross Piece Grilles must be cared for in a controlled interior environment (RH 25%-55% max; temp. 60°-80°) and installed only after reaching equilibrium moisture content.

#### Acoustics

The Dowel/Cross Piece Grille can enhance acoustics via sound absorbing material placed over open reveals within the T-Bar grid. Insulation is typically provided locally.

#### Fire Rating

Individual members are treated with a Fire Retardant that helps it meet Class A per ASTM E84 & ASTM E2768.

#### LEED

Dowel/Cross Piece Grilles may help contribute to LEED credits for: Material sourcing, Material ingredients, Low Emitting Materials, and Environmental Product Declarations. Credit support based on design choices, please contact 9Wood for more information.

#### Suspension

Dowel/Cross Piece Grilles are directly attached to 15/16" heavy duty T-Bar main runners. Main runners are installed 2' on center, depending on panel weight.

#### MEP

The Dowel/Cross Piece Grille permits MEP penetrations in the ceiling's surface. Cut panels may require supplemental reinforcement. Fixtures and diffusers must be independently supported.

#### Seismic

Dowel/Cross Piece Grilles provide seismic code compliance by means of mechanical direct screw attachment to T-Bar via the cross piece backer. Please consult local code or a licensed engineer for any additional requirements.

#### Species & Finishes

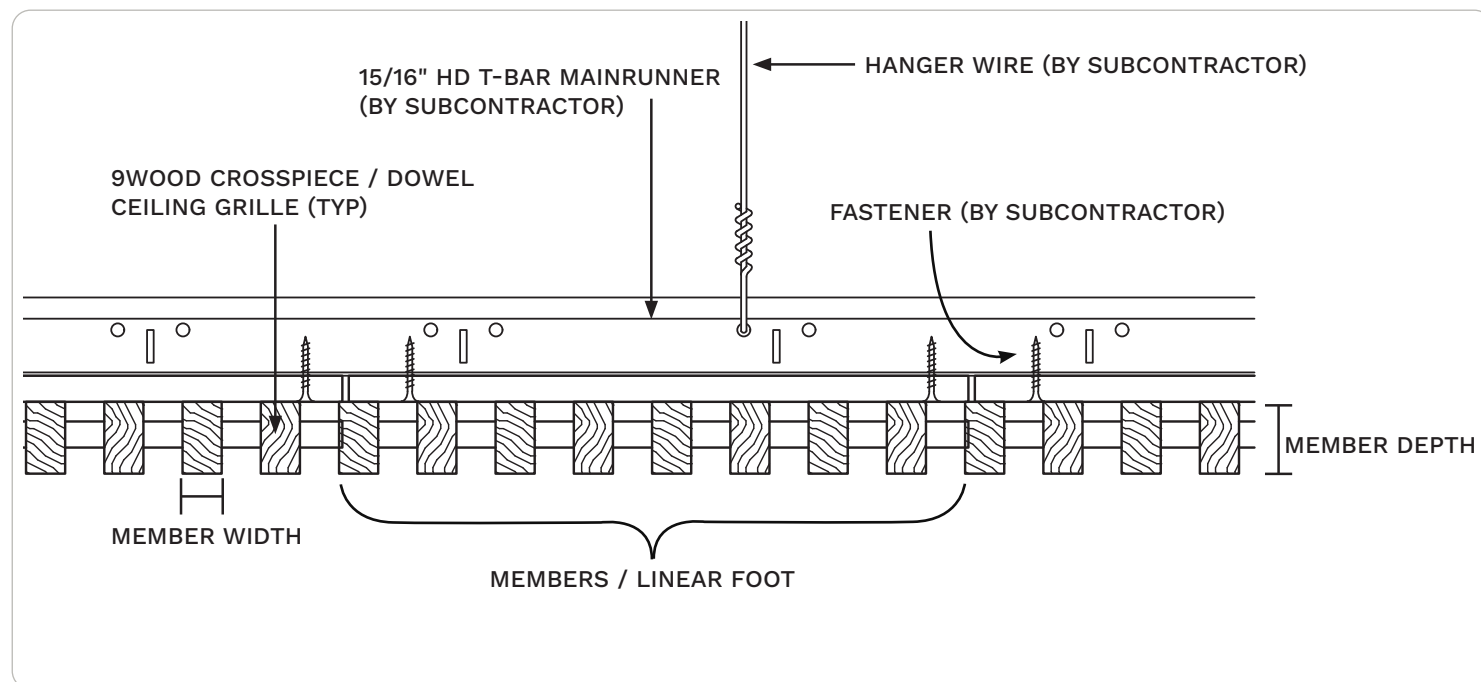
For Custom Made Fast solid wood ceilings 9Wood uses Western Hemlock which can be stained to match any standard stain or custom color option. Stable prices and consistent availability mean Western Hemlock brings the most value for you as the customer. Opaque finishes can be requested - please contact 9Wood for more information.

#### System Weight

Dowel/Cross Piece Grilles typically weigh 2-4 pounds per square foot, depending on members per linear foot and species.



## Typical Specifications



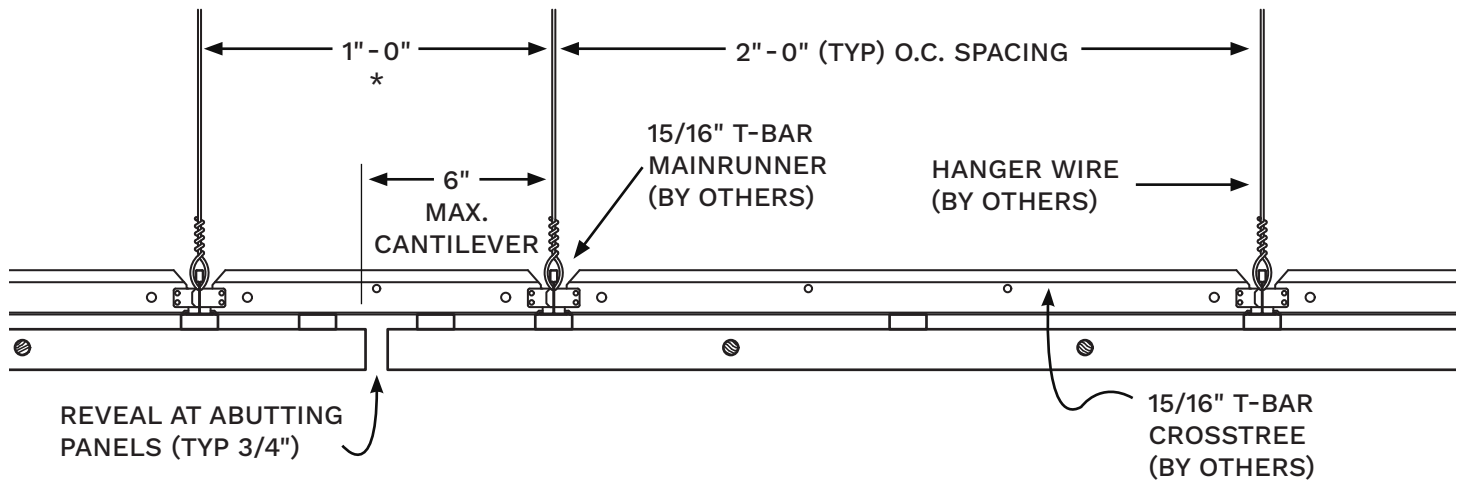
## SKU Table

| Width  | Depth  | Grille Members per Linear Foot |        |        |        |        |        |        |
|--------|--------|--------------------------------|--------|--------|--------|--------|--------|--------|
|        |        | 2                              | 3      | 4      | 5      | 6      | 7      | 8      |
| 3/4"   | 1 3/8" | 1412-2                         | 1412-3 | 1412-4 | 1412-5 | 1412-6 | 1412-7 | 1412-8 |
| 3/4"   | 2 1/4" | 1413-2                         | 1413-3 | 1413-4 | 1413-5 | 1413-6 | 1413-7 | 1413-8 |
| 3/4"   | 3 1/4" | 1414-2                         | 1414-3 | 1414-4 | 1414-5 | 1414-6 | 1414-7 | 1414-8 |
| 1 3/8" | 2 1/4" | 1423-2                         | 1423-3 | 1423-4 | 1423-5 | 1423-6 |        |        |
| 1 3/8" | 3 1/4" | 1424-2                         | 1424-3 | 1424-4 | 1424-5 |        |        |        |

Additional width, depth, and MLF options may be available.  
Please see 9wood.com for information on appropriate species selections.



## Perimeter Conditions and Suspension



\*Note: Custom Length Panels may require custom spacing in the suspension system.